

RIDGE TOOL COMPANY

Contents

About Ridge Tool – 0.2

Warranty – 0.8

Alphabetical Index – 15

Model Number Index – 15

Catalog Number Index – 15

New Products

2-In-1 AUTOFEED® Tubing
Cutter With Ratchet Handle
see page 3.10



Plastic Drain Pipe Cutter
see page 3.16



RP 340 Press Tools
see pages 10.6 & 10.7



microDrain™ and microReel™
Video Inspection Systems
see pages 11.8 & 11.9



Digital Recording Monitor
see page 11.12



Inspection Cameras
see pages 11.17 & 11.18



Wrenches | 1.1 – 1.10

Pipe Vises & Supports | 2.1 – 2.6

Pipe/Tube Cutting & Preparation | 3.1 – 3.18

Threading | 4.1 – 4.34

Roll Grooving | 5.1 – 5.14

Sawing & Drilling | 6.1 – 6.22

General Purpose Tools | 7.1 – 7.18

Bending & Forming | 8.1 – 8.12

Tube Repair & Maintenance | 9.1 – 9.6

Pressing | 10.1 – 10.8

Diagnostics, Inspection & Locating | 11.1 – 11.32

Drain Cleaning | 12.1 – 12.38

Secure Jobsite Storage | 13.1 – 13.18

Soft Storage | 14.1 – 14.10

RIDGID TOOL COMPANY





We Build Reputations™

RIDGID

Whether as a one person truck, or a member of a multi-national crew, you have put time and effort in building a business to be proud of. Though individual effort is at the core, it is the customer's perception and visible results that enable success. This defines a reputation.

A positive reputation delivers the calls and the contracts. It is a testament to hard work and business savvy. It builds over time. However, it can break in no time. Call backs and missed deadlines can be critical. This is why RIDGID promises to deliver:

- Confidence that RIDGID products will consistently perform in the harsh demands of the professional's work site.
- Efficiency that results in faster work, more jobs and improved profits.
- Industry innovations to help our customers create new services and income sources.

Maximizing uptime, through both tools and information, is how RIDGID strives to give you a competitive advantage. Whether a seasoned veteran or just starting out, RIDGID tools and services help you build what matters most – your good name.

As a group, we take pride in knowing our individual efforts serve the greater good. From potable water to a reliable infrastructure, it takes all of us working together to keep this world in action. For ourselves, for our businesses, and for the industry...

Together: We Build Reputations



EMERSON™

Ridge Tool Company, a subsidiary of Emerson, is part of Emerson Commercial and Residential Solutions™. Emerson (NYSE: EMR) has more than 60 divisions that operate approximately 245 manufacturing locations worldwide with over 110,000 employees, and markets products in over 150 countries.

Emerson Network Power™ – reliable power, precision environmental and connectivity solutions for today's telecommunications and data network infrastructure.

Emerson Process Management™ – total process industry intelligent field devices, performance software and consulting and engineering expertise.

The Choice of Skilled Professionals

Why do so many professionals choose RIDGID® tools? The answer is simple. . . trust. Millions of RIDGID tools go to work every day in plants, on construction sites and in countless other harsh environments.

These tools operate in extremes of heat and cold, withstand dirt and mud, and perform reliably day in and day out. RIDGID tools are known the world over as industry-leading products that allow professionals like you to complete jobs more quickly and reliably.

One of the design parameters for developing RIDGID tools is efficient operation. We engineer ease-of-use into every product. And, we include innovative features to ensure that our tools and machines get jobs done as quickly as possible without compromising quality.

Developing and manufacturing innovative products to meet the ever-changing demands of your job are a continuous process at RIDGID. Not only do our evolving technologies help you solve today's problems, they are designed to address your future needs as well.

As a dependable partner for working professionals, we listen to your needs and encourage your feedback. We then use that information to provide you with the tools, equipment and support you've asked for.

The intuitive nature of our products helps you reduce your labor costs. For example, our line of pipe and drain locating equipment is designed for high performance, yet simple operation. With RIDGID, you spend less time training your employees and more time driving your business.

Even though selling tools is our business, we help you rely on fewer tools to get jobs done. Efficient operation means more jobs, higher revenues and increased customer satisfaction. We are committed to introducing new ways to help you grow your business and prosper.



Emerson Climate Technologies™ – heating, ventilating, air conditioning and refrigeration technologies and systems for commercial and residential applications.

Emerson Industrial Automation™ – motion control systems and components; plastics joining and precision cleaning equipment; and materials testing equipment and supplies.

Emerson Commercial & Residential Solutions™ – from rugged tools for construction and facility maintenance to mobile computer workstations at hospitals to food waste disposers that can reduce the need to truck garbage to landfills, Emerson technology is helping address the world's infrastructure, healthcare and environmental challenges.



Key Success Factors

Professional People

RIDGID® has always been able to count on very talented and committed employees who remain loyal throughout their long careers and who share the ambition of growing with their company. They are proud professionals, experienced and dedicated. The company looks after their continuous development and individual self-fulfilment by investing in suitable training programmes.

RIDGID is convinced that customer satisfaction can only be achieved by highly motivated, satisfied employees!

Long-Standing Tradition

For more than 90 years, RIDGID has been a reliable partner, delivering durable product quality and pride in workmanship. RIDGID obtained its leadership position largely through consistent relationships with distribution partners and a continuous dialogue with trade professionals.

Our rich tradition enables us to offer a complete solution for the trade professional and makes it THE reference in the market.

Continuous Innovation

RIDGID makes ongoing investments in the development of new products with a high level of added-value, using the latest technologies. Product development demands modern methods and technology. Full engineering and research is conducted at our extensive Research & Development Centres throughout the world.

RIDGID is able to meet the growing demand for faster and more cost-efficient installation thanks to its continuous development of new products.

Centralised Logistics

General warehousing facilities and distribution centres are strategically positioned around the world to better serve our ever-growing list of customers. The European Central Distribution Centre is located in Leuven, Belgium.

RIDGID customers worldwide benefit from optimisation of service levels, implementation of EDI, internet based distribution portals and tailor-made logistics supported by major IT developments.

RIDGID provides state-of-the-art, tailor-made logistics services.

• **1923** Ridge Tool Company founded with the introduction of the RIDGID pipe wrench.

• **1940** Ridge Tool introduces power threading machines.

• **1943** Ridge Tool Company establishes its headquarters in Elyria, Ohio USA.

• **1946** Ridge Tool begins exporting products to help rebuild Europe.

Meeting Customer Needs

Worldwide Presence

RIDGID® products are sold in over 140 countries, and a key part of the company strategy is the positioning of its manufacturing distribution and sales operations throughout the world.

RIDGID local sales representatives and product demonstrators are there to support professional distribution partners and end-users.

Effective Marketing & Sales Support

For many years, RIDGID has implemented a marketing strategy which has made it a leading brand for the professional trades.

From product catalogs, advertising campaigns, social media, trade fairs and the Internet, RIDGID is there to support ongoing awareness and engagements.

Dedicated Customer Service

Local teams of experienced customer service employees assist worldwide distribution partners in offering excellent service to its customers.

RIDGID provides excellent after-sales service through a network of factory and independent authorized Service Centres in order to guarantee the optimal usage and lifetime of its products.

Professional Training Centres

RIDGID invests heavily in programmes to train its own employees, distributors and end users.

Training facilities in Europe include:

- Leuven, Belgium
- Karlslunde, Denmark
- Gevelsberg, Germany
- Pioltello, Italy
- Sissach, Switzerland
- Cluj-Napoca, Romania
- Istanbul, Turkey
- Moscow, Russia

All training programmes are tailored to the client's needs and requirements.



Global Locations	Manufacturing	Warehousing	Sales & Support
Europe			
Cluj, Romania	•		•
Leuven, Belgium		•	•
Gevelsberg, Germany	•		•
Sissach, Switzerland		•	•
Australia			
Campbellfield, Victoria		•	•
United States			
Elyria, Ohio	•	•	•
Cambridge, Ohio	•	•	•
Erie, Pennsylvania	•	•	•
Orange, Virginia	•	•	
Asia			
Kangawa Pref., Japan			•
Shanghai, China	•	•	•
South America			
Guarulhos SP, Brazil		•	•
Latin America			
Mexico City, Mexico		•	•

• **1964** A new sales and manufacturing facility opens in St. Truiden, Belgium.

• **1966** Ridge Tool becomes part of Emerson Professional Tools™.

• **1967** The Kollmann line of drain cleaning and diagnostic tools becomes part of Ridge Tool.

• **1972** A new sales and manufacturing facility opens in Sao Paulo, Brazil.



Complete Support 24/7

Search the Complete Offering of RIDGID® Tools and Support

Our website offers the latest information and support available from RIDGID:

- New and existing products
- Operator's manuals
- Request a demonstration
- Forums and tool tips
- Available training
- And more...

Visit this valuable resource at www.RIDGID.eu.

Get RIDGID Service from Where the Pros Go

For optimum service of your RIDGID tools and equipment, there is no better choice than an authorized RIDGID Service Center.

Company Name	Address	Contact Information
Closed Circuit System	Evergreen House - Albion Street, Pendlebury, M27 4FG Manchester	0044 161 793 5786, 0044 016 179 30586, david@closedcircuitsystem.co.uk
Swan Test	Dodds Lane, Chorley Road, BLS 3NA Westhoughton (Bolton)	0044 1942 812 244, booking@swantestandcalibration.com
CEE CEE TV LTD	47 Queen Street, Rutherford, G73 1JP Glasgow	0044 1416478700, 0044 1416478700, alan@ceectv.co.uk
DCR INSPECTION SYSTEM	196 Brew Road, CF37 2AB Pontypridd	0044 1443402741, bob@draincamerarepairs.co.uk

- **TODAY** Ridge Tool has manufacturing facilities in the USA, Europe and Asia
- Ridge Tool products are available in more than 140 countries around the world through a network of leading distributors
- Ridge Tool offers more than 300 types of tools and machines in over 4.000 models and sizes.



Insist on Genuine RIDGID® Replacement Parts

RIDGID products are designed and built to the highest quality standards to perform specific tasks with optimum and lasting efficiency. Tool components are made to complement each other to form an ideally functioning “system.” As with any tools, certain parts will need to be replaced from time to time. To preserve the high standards of performance you expect from RIDGID tools, it is important to make sure you use trademarked RIDGID replacement parts.

Look for, and insist on, the “Genuine RIDGID Replacement Parts” label on all of the parts you buy. It is your best assurance of performance, efficiency and long service life.

Parts and Repair Parts Catalogues

Catalogues illustrating parts for hand tools, machines and drain cleaning products are available upon request and cover all tools listed in this Catalogue. For ordering the exact parts needed, be sure to order by the catalogue numbers that appear in the parts catalogues, as well as any other data that will help us avoid errors in filling the order.

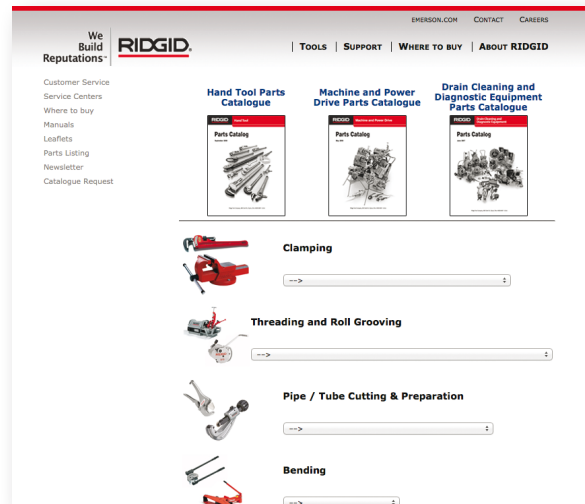
Estimates on repairs and prices on repair parts will be furnished upon receipt of the tool or machine at our factory, or at a RIDGID Independent Authorized Service Center. Return all tools and machines freight prepaid.


Stay Connected

RIDGID In Social Media – Engage with your fellow trade professionals and get the latest RIDGID news, tips, tricks and more on one of our engaging social media venues. Simply search for RIDGID Europe or RIDGID.

Be sure to “Like” and “Follow” us to stay current with the latest from RIDGID!

RIDGID On The Go – Get instant access to RIDGID videos, product information, literature, demonstration requests and more by simply scanning the QR code with your internet enabled phone. Once registered, you will receive regular communications from us keeping you up to date on the latest products, tips and events.





Invest in RIDGID® Tools And We Protect Your Investment

The RIDGID REPUTATION is the result of consistent product quality and years of pride in workmanship. Rigorous checks and controls from raw materials to packaged products ensure product confidence widely accepted as the mark of the professional trades. Therefore, RIDGID covers its products with a LIFETIME WARRANTY.

What is covered

RIDGID tools are warranted to be free of defects in workmanship and material.

How long coverage lasts

This warranty lasts for the lifetime of the RIDGID tool excluding electrical and electronic components, which are covered for a period of one year from date of sale. Warranty coverage ends when the product becomes unusable for reasons other than defects in workmanship or material.

How you can get service

To obtain the benefit of this warranty, deliver the complete product via prepaid transportation to any authorized RIDGID SERVICE CENTER. Pipe wrenches and other hand tools should be returned to the place of purchase.

What we will do to correct problems

Warranted products will be repaired or replaced, at RIDGE TOOL'S option, and returned at no charge.

What is not covered

Failures due to misuse, abuse or normal wear and tear are not covered by this warranty. RIDGE TOOL shall not be responsible for any incidental or consequential damages.

How local law relates to the warranty

Some countries do not allow the exclusion or limitation of incidental or consequential damages, so the above limitation or exclusion may not apply to you. This warranty gives you specific rights, and you may also have other rights that vary from country to country.

No other express warranty applies

This FULL LIFETIME WARRANTY is the sole and exclusive warranty for RIDGID products. No employee, agent, dealer, or other person is authorized to alter this warranty or make any other warranty on behalf of the RIDGE TOOL COMPANY.



CE Mark of Conformity

All RIDGID® machines have been examined and meet the requirements of the following European Council Directives.

- Machine Directive 2006/42/EC.
- Low Voltage Directive 2006/95/EC.
- Electromagnetic Compatibility Directive 2004/108/EC and their amendments.

Ridge Tool Company has prepared technical construction files for each machine to show through tests and the application of European Standards that the product complies with the requirements of the above Directives. Each machine carries the CE mark and is supplied with a declaration of conformity.

Ridge Tool Company has a documented Quality System in compliance with the requirements of ISO 9001 and has third party certification for Ridge Tool Company, Elyria, USA, Urick Foundry, Erie, USA and RIDGID products, Orange, USA. As stipulated in the Directive, the noise and vibration data are applicable to the machines specified in accordance with current standards.

Please Note

Engineering advances may cause changes to information shown in this catalog. Please contact your RIDGID distributor for current information. Do not use RIDGID tools and equipment for any other purpose, or beyond the capacity, than they are intended for. Always follow any instructions and warnings provided with RIDGID tools and equipment.

Noise & Vibration Levels

RIDGID Model	dB(A) (1)* K=3	dB(A) (2)* K=3	m/s ² ** K=1,5
530-2	85		
550	86	89	16
600, 690	80		<2,5
700	85	98	<2,5
300	83		
300 Compact	79,5		
535A & 535M	82		
122	75		
1233	80		
1224	77		
590L	100	113	
HB38E, 3800E Bender	83		
918-I	79		
HC-450	92	104	
HC-300	93	110	
SF-2300, SF-2500	75		
RBC 10	N/A		
DP13, DP24	80		
RP 340-B, RP 340-C	71,5	82,5	<2,5
RP-300	85	98	<2,5
RP-300B, RP 210-B	76		<2,5
RB-3W, HC-2W	90	103	<2,5
RB-208	83	96	
RB-214	83	101	
Vacuum Pump	75		
Laser Level, MicroRay, LM-100, CL-100, DL-100	N/A		
1460E	83	93	
K-45	88	102	<2,5
K-45B	80		<2,5
K-7500	83		
K-3800	73		
K-40	74		
K-40B	74		
K-50	75		
K-60SP	75		
K-400	74		
K-750	74		
K-1500 SP	72		
KD-200, KD-325, KD-100 Mini, KD-200 Mini, RM-200	NA		
FlatPack, Color Video Tool Case, Compact	NA		
Color Compact, Monitor Pack, Color Monitor Pack	NA		
Monitor, Monitor VCR, Monitor DVD, LT-1000, CS-10, CS-1000	NA		
SeekTech® Locators, Transmitters, SeeSnake® micro™, SeeSnake® CA-25, CA-100, CA-300 Inspection Cameras	NA		
K-1000	89	102	
K-1500 G	90,8	104	
KJ-2200	104	116	
KJ-3100	105	117	
KJ-1590 II	71		

*The specified sound levels have been measured in accordance with EN 60745-1. (1) = sound pressure level (2) = sound power level.

**The specified vibration levels have been measured in accordance with EN 60745-1 and may be used for comparison with other tools.

Ridge Tool U.S. Patents

K-60SP Drain Cleaner	5,657,505
K-40 Drain Cleaner	6,009,588; 6,243,905; 6,412,136
226 Soil Pipe Cutter	6,141,876
Power Spin	6,158,076
Roll Groover	6,272,895; 6,591,652
K-380 Drum Machine	6,360,397
117/118 Tubing Cutter	6,393,700; D485,150
One Stop Wrench	6,523,440; D462,245
915 Roll Groover	6,591,652
920 Roll Groover	6,688,150; 6,708,545
RapidGrip Pipe Wrench	6,742,419; 7,044,030; D474,380
418 Oiler	7,090,054; D498,487
Auto Spin	7,478,451; D509,929
425 Work Stand	7,537,186
Drain Cleaning	7,685,669
Tube Cutter	7,716,840
Pipe Cutter	7,743,509
Inspection	7,889,980

K-400	8,060,968
Faucet & Sink Installer (Basin Nut Wrench)	D560,986
Remote Visual Inspection Device	D567,123
SeeSnake micro	D573,042; D578,906; D573,903
K-400	D579,612
Drain Cleaning	D570,558; D582,108, D595,911
Pipe Cutter	D626,812
K-45	D629,271
Pipe Vise	D645,319; D645,320; D645,321; D645,322; D645,323; D645,324; D645,325; D645,326; D645,327
PRESSING:	5,611,228; 6,244,085; 6,434,998 6,510,719; 6,510,723; 6,662,621; 6,694,586; 6,729,009; 6,923,037; 7,000,448; 7,036,806; 7,124,608; 7,146,839; 7,155,955; 7,188,508; 7,260,975; 7,421,871; 7,578,159; 7,634,859; 7,665,343; 7,979,980; D562,098; D593,828; D598,259

Ridge Tool U.S. Trademarks

Registered Marks®

AUTOFEED
 AUTO-SPIN
 Chevron Design
 CHEVRON Design
 E3 (Stylized and/or with Design)
 JOBMAX
 KWIK-SPIN
 MATADOR
 MAXCORE
 MICRO CG-100
 MICRODRAIN
 microEXPLORER
 MS-UV & Design
 NAVITRACK
 NAVITRACK SCOUT
 OIL LESS GOLD
 PEX Design
 POWER SPIN
 POWERFUL. DURABLE. PROFESSIONAL.
 QUICK-FEED
 RAPIDGRIP
 RAPRENCH
 RETRACT-A-RIP
 RIDG-BACK

RIDGID
 RIDGID (Stylized) (D & G Adjacent With Solid Bar)
 RIDGID (Stylized) (D & G Adjacent)
 RIDGID (Stylized) (D & G Adjacent) & Red Bar
 RIDGID (Stylized) (D & G Interlocked)
 RIDGID (Stylized) (D & G Interlocked) & Wrench Design
 RIDGID AIR MOVER (Stylized)
 RIDGIDCONNECT
 RIDGID KOLLMANN & Design
 POWERFUL, DURABLE, PROFESSIONAL.
 RIDGIDCONNECT
 ROOT RANGER
 SCOUT
 SEE IT. FIND IT. SOLVE IT.
 SOF-TOUCH
 STRONGER. FASTER. LONGER LIFE.
 TRIBENDER
 TRISTAND
 U (Stylized)
 UNIVERSAL GOLD
 WARRANTY MEDALLION Design (Shaded)
 WARRANTY MEDALLION Design (Unshaded)
 WE BUILD REPUTATIONS
 X-CEL

WRENCHES

RIDGID® Pipe Wrenches are world-renowned for their unsurpassed toughness and serviceability. The original heavy-duty pipe wrench, pictured below, has earned the confidence of pipe professionals for over 80 years because it does the job right the first time, every time. RIDGID Pipe Wrenches are also available in a wide variety of purpose-built configurations, and are available with cast aluminum handles that offer an average 40% weight reduction.

Anatomy of a Legend



Proudly manufactured at RIDGID headquarters in Elyria, Ohio, U.S.A.



RIDGID® Wrenches

- Time-tested designs.
- Often imitated, never duplicated.
- Efficient designs to improve productivity.
- Innovative to provide new solutions to old problems.



Wrench Type	No. of Models	Nom. Size		Capacity		Page
		in.	mm	in.	mm	
Heavy-Duty Pipe Wrenches						
Straight Pipe	10	6 - 60	150 - 1500	¾ - 8	20 - 200	1.2
RapidGrip®	2	10 - 14	250 - 350	1½ - 2	40 - 50	1.2
End Pipe	8	6 - 36	150 - 900	¾ - 5	20 - 125	1.2
Raprench®	1	10	250	1½	40	1.3
Heavy-Duty Offset	3	14 - 24	350 - 600	2 - 3	50 - 80	1.3
Compound Leverage	4	—	—	2 - 8	50 - 200	1.3
Aluminum Pipe Wrenches						
Aluminum Straight	7	10 - 48	250 - 1200	1½ - 6	40 - 150	1.4
Aluminum Offset	3	14 - 24	350 - 600	2 - 3	50 - 80	1.4
Aluminum RapidGrip	2	14 - 18	350 - 450	2 - 3	50 - 80	1.4
Aluminum End	4	10 - 24	250 - 600	1½ - 3	40 - 80	1.5
Specific Purpose Wrenches						
Chain	5	—	—	4 - 7½	100 - 185	1.5
Strap	8	—	—	2 - 5	50 - 125	1.5
Chain Tong	6	—	—	¼ - 18	13 - 457	1.6
Hex	3	9½ - 20	240 - 500	⅝ - 2⅝	16 - 67	1.6
Spud	1	12	300	⅜ - 2⅝	10 - 67	1.6
Adjustable	8	6 - 24	150 - 600	¾ - 27/16	20 - 60	1.7
Internal	1	4½	113	1 - 2	25 - 50	1.7
Basin	3	10 - 17	250 - 425	⅜ - 2½	10 - 65	1.7
2-Handle	15	9½ - 29½	245 - 750	½ - 4	15 - 100	1.8
Grip Wrench	5	8½ - 28½	215 - 720	¾ - 3½	20 - 90	1.8
Tongue & Groove Pliers	6	7½ - 16	190 - 406	¾ - 4¼	19 - 108	1.9
Water Pump Pliers	3	6¾ - 11¾	175 - 300	1 - 1½	25 - 40	1.9
Wrench Parts	—	—	—	—	—	1.9

WRENCHES

Heavy-Duty Pipe Wrenches

Straight Pipe Wrench

- Sturdy, cast-iron housing and I-beam handle with full floating forged hook jaw, featuring self-cleaning threads with replaceable hook and heel jaws.



Catalog No.	Model No.	Nom. Size ⁽¹⁾		Pipe Capacity ⁽²⁾		Weight		Std. Pack
		in.	mm	in.	mm	lb.	kg	
31000	6	6	150	¾	20	½	0,2	6
31005	8	8	200	1	25	¾	0,3	6
31010	10	10	250	1½	40	1¾	0,8	6
31015	12	12	300	2	50	2¾	1,2	6
31020	14	14	350	2	50	3½	1,6	6
31025	18	18	450	2½	65	5¾	2,6	6
31030	24	24	600	3	80	9¾	4,4	3
31035	36	36	900	5	125	19	8,7	1
31040	48	48	1200	6	150	34¾	15,6	1
31045	60	60	1500	8	200	51¾	23,3	1

RapidGrip®

- Quick one-handed operation makes your jobs move faster.
- The spring-loaded jaw design provides rapid action.
- Unique combination heel/hook jaw design aggressively bites the work piece and ensures a secure grip.



Catalog No.	Model No.	Nom. Size ⁽¹⁾		Pipe Capacity ⁽²⁾		Fittings Capacity ⁽³⁾		Weight		Std. Pack
		in.	mm	in.	mm	in.	mm	lb.	kg	
10348	10	10	250	1½	40	1	25	1,6	0,7	1
10358	14	14	350	2	50	1½	40	3,1	1,4	1

End Pipe Wrench

- Assures a fast and easy grip for pipe working in restricted spaces or close to a wall.
- Provides a faster, easier way to get a grip and long handle swing.
- Ideal for pipe work close to a wall, in tight quarters or in closely-spaced parallel lines.



Catalog No.	Model No.	Nom. Size ⁽¹⁾		Pipe Capacity ⁽²⁾		Weight		Std. Pack
		in.	mm	in.	mm	lb.	kg	
31050	E-6	6	150	¾	20	½	0,2	6
31055	E-8	8	200	1	25	¾	0,3	6
31060	E-10	10	250	1½	40	1¾	0,8	6
31065	E-12	12	300	2	50	2¾	1,2	6
31070	E-14	14	350	2	50	3½	1,6	6
31075	E-18	18	450	2½	65	5¾	2,6	6
31080	E-24	24	600	3	80	9¾	4,4	6
31085	E-36	36	900	5	125	19	8,7	1

(1) Nominal size = length of handle.


(2) Pipe capacity = maximum nominal diameter of steel pipe.

(3) Fittings capacity = maximum nominal diameter of fitting.

(TOOL TIP) When using a pipe wrench, a gap must be maintained between the shank of the hook jaw and the pipe or fitting. This permits the two gripping points (the heel and the teeth of the hook jaw) to produce the gripping action of the wrench.

Raprench® Wrench

- A deeper and broader hook jaw housing provides a smooth, flat surface that is ideal for occasional use as a hammer.
- Offers all of the same outstanding qualities found in all RIDGID® heavy-duty wrenches.



Catalog No.	Model No.	Nom. Size ⁽¹⁾		Pipe Capacity ⁽²⁾		Weight		Std. Pack
		in.	mm	in.	mm	lb.	kg	
31395	10	10	250	1½	40	2	0,9	6

Heavy-Duty Offset Pipe Wrench

- Features a jaw opening parallel to the handle and a narrower hook jaw head.
- Provides easy entry into tight spots.



Catalog No.	Model No.	Nom. Size ⁽¹⁾		Pipe Capacity ⁽²⁾		Weight		Std. Pack
		in.	mm	in.	mm	lb.	kg	
89435	14	14	350	2	50	2¼	1,0	6
89440	18	18	450	2½	65	5¾	2,6	6
89445	24	24	600	3	80	9¾	4,4	6

Compound Leverage Wrench

- A unique design multiplies the turning force applied to a pipe.
- Ideal for freeing locked couplings and joints frozen by age or damage.
- Replaceable jaws are hardened alloy steel.



Catalog No.	Model No.	Nom. Size ⁽¹⁾		Pipe Capacity ⁽²⁾		Weight		Std. Pack
		in.	mm	in.	mm	lb.	kg	
31375	S-2	–	–	2	50	7¼	3,3	1
31380	S-4A	–	–	5	125	33½	15,2	1
31385	S-6A	–	–	6	150	45½	20,6	1
31390	S-8A	–	–	8	200	68½	31,1	1

(1) Nominal size = length of handle.

(2) Pipe capacity = maximum nominal diameter of steel pipe.



For wrench replacement parts, see page 1.9.


WRENCHES

Aluminum Pipe Wrenches

- Nearly 40% lighter than comparable cast-iron wrenches.
- Jaws and all other parts identical to RIDGID® heavy-duty wrenches.

Aluminum Straight Pipe Wrench

- Professional strength in lightweight aluminum.
- Offers the same durability and ease-of-use found in all RIDGID heavy-duty wrenches.



Catalog No.	Model No.	Nom. Size ⁽¹⁾		Pipe Capacity ⁽²⁾		Weight		Std. Pack
		in.	mm	in.	mm	lb.	kg	
31090	810	10	250	1½	40	1	0,4	6
47057	812	12	300	2	50	2½	1,1	6
31095	814	14	350	2	50	2½	1,1	6
31100	818	18	450	2½	65	3¾	1,7	6
31105	824	24	600	3	80	6	2,7	6
31110	836	36	900	5	125	11	5,0	1
31115	848	48	1200	6	150	18½	8,4	1

Aluminum Offset Pipe Wrench

- Features a jaw opening parallel to the handle and a narrower hook jaw head.
- Provides easy entry into tight spots.



Catalog No.	Model No.	Nom. Size ⁽¹⁾		Pipe Capacity ⁽²⁾		Weight		Std. Pack
		in.	mm	in.	mm	lb.	kg	
31120	14	14	350	2	50	2	0,9	6
31125	18	18	450	2½	65	3½	1,6	6
31130	24	24	600	3	80	6	2,7	6

Aluminum RapidGrip® Wrench

- All the great benefits of the heavy-duty RapidGrip wrench.
- 35% lighter than heavy-duty models.
- Ideal for overhead applications.



Catalog No.	Model No.	Nom. Size ⁽¹⁾		Pipe Capacity ⁽²⁾		Fittings Capacity ⁽³⁾		Weight		Std. Pack
		in.	mm	in.	mm	in.	mm	lb.	kg	
12693	14	14	350	2	50	1½	40	2.1	0,9	6
12698	18	18	450	3	80	2½	65	4.3	1,9	6

(1) Nominal size = length of handle.

(2) Pipe capacity = maximum nominal diameter of steel pipe.

(3) Fittings capacity = maximum nominal diameter of fitting.

Aluminum End Wrench

- Ideal for jobs in close quarters and over-head applications.
- Designed for easy access in close parallel lines.
- 40% lighter than heavy-duty wrenches.



Catalog No.	Model No.	Description	Nom. Size ⁽¹⁾		Pipe Capacity ⁽²⁾		Weight		Std. Pack
			in.	mm	in.	mm	lb.	kg	
90107	E-910	Aluminum End	10	250	1½	40	1	0,4	6
90117	E-914	Aluminum End	14	350	2	50	2	0,9	6
90122	E-918	Aluminum End	18	450	2½	65	3	1,4	6
90127	E-924	Aluminum End	24	600	3	80	5	2,2	6

(1) Nominal size = length of handle.
 (2) Pipe capacity = maximum nominal diameter of steel pipe.

Chain Wrenches



- A double jaw gives fast, ratchet-like action in either direction.
- The heavy-duty model has replaceable alloy steel jaws.
- The light-duty model has a one-piece forged alloy steel handle and jaw. Ideal for use in close quarters.

Replacement Chains

Model No.	Handle Assy	Jaw Assy	Pin	Chain Assy
C-12	32525	—	32535	32530
C-14	32540	32550	32560	32545
C-18	32565	32575	32580	32570
C-24	32585	32590	32580	32570
C-36	32595	32600	32610	32605

Catalog No.	Model No.	Description	Rated Pipe Capacity ⁽⁴⁾		Actual O.D. Capacity ⁽⁵⁾		Chain Length		Weight		Std. Pack
			in.	mm	in.	mm	in.	mm	lb.	kg	
31310	C-12	Light-Duty Chain	2	50	4	100	15¾	390	1¾	0,8	1
31315	C-14	Heavy-Duty Chain	2	50	5	125	18½	460	2¾	1,2	1
31320	C-18	Heavy-Duty Chain	2½	60	5	125	20¼	500	6	2,7	1
31325	C-24	Heavy-Duty Chain	3	75	5	125	20¼	500	8¼	3,7	1
31330	C-36	Heavy-Duty Chain	4½	110	7½	185	29	725	15¾	7,1	1

(4) Rated pipe capacity = nominal diameter that can be correctly tightened.
 (5) Actual O.D. capacity = actual O.D. that can be gripped.

Strap Wrenches

- Best for any polished pipe.
- Strong, woven nylon strap gives tight grip.
- Two models available for plastic pipe.
- Polyurethane-coated strap.



Replacement Straps

Catalog No.	Strap Length		Strap Width		Wrench Model
	in.	mm	in.	mm	
31990	17	425	½	12	31335
32015	17	425	1½	30	31340
32020	24	600	1½	30	31345
32025	30	760	1½	30	31350
32050	29¼	750	1¾	45	31360
32055	48	1200	1¾	45	31365
32035	17	425	1½	27	31355
32065	30	760	1¾	45	31370

Catalog No.	Model No.	Handle Length		Strap Length		Strap Width		Pipe Capacity		O.D. Tube Capacity		Weight		Std. Pack
		in.	mm	in.	mm	in.	mm	in.	mm	in.	mm	lb.	kg	
31335	1	11¾	300	17	425	½	12	2	50	3½	90	1¼	0,5	1
31340	2	11¾	300	17	425	1½	30	2	50	3½	90	1¾	0,8	1
31345	2	11¾	300	30	760	1½	30	2	50	5½	135	1¾	0,8	1
31350	2	11¾	300	24	600	1½	30	2	50	5½	135	1¾	0,8	1
31355	2P*	11¾	300	17	425	1½	27	2	50	3½	90	1¾	0,8	1
31360	5	18	450	29¼	750	1¾	45	5	125	7	175	2	0,9	1
31365	5	18	450	48	1200	1¾	45	5	125	12	300	2	0,9	1
31370	5P*	18	450	29¼	750	1¾	45	5	125	5½	135	2½	1,0	1

*Strap designed for use with plastic pipe.

WRENCHES

Chain Tongs

- Designed and sized to provide extra leverage for the toughest jobs.
- All models feature double-end jaw styles which can be reversed, except Model 3215, which is a single-end tong.

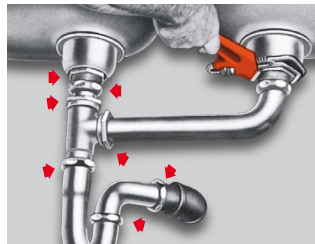


Catalog No.	Model No.	Description	Total Length		Pipe Capacity		Chain Length		Chain Breaking Load*		Weight		Std. Pack
			in.	mm	in.	mm	in.	mm	lb.	kg	lb.	kg	
92660	3215	Single-End	87	2209	4 - 18	114 - 457	74½	1892	56,000	25.401	156	71	1
92665	3229	Double-End	27	686	¼ - 2½	13 - 73	17½	445	13,800	6.260	11	5	1
92670	3231	Double-End	37	939	¾ - 4	26 - 114	22½	572	17,600	7.983	21	10	1
92675	3233	Double-End	44	1117	1 - 6	33 - 168	32	813	20,100	9.117	29	13	1
92680	3235	Double-End	50	1270	1½ - 8	48 - 219	40½	1029	22,000	9.979	39	18	1
92685	3237	Double-End	64	1625	2 - 12	60 - 323	55½	1410	31,000	14.061	67	30	1

*All chains are tested to 2/3 of their breaking strength.

Hex Wrenches

- Hex jaw design gives multi-sided, secure grip on all hex nuts, square nuts, unions and valve packing nuts.
- The extra-wide opening offset model is ideal for securing drain nuts on sinks and tubs.
- Thin, smooth jaws slip into the tightest places.



Catalog No.	Model No.	Description	Nom. Size		Capacity		Weight		Std. Pack
			in.	mm	in.	mm	lb.	kg	
31305	E-110	Offset Hex	9½	240	1½ - 2¾	29 - 67	1½	0,6	6
31275	17	Straight Hex	14½	362	¾ - 1¼	16 - 30	4½	2,0	6
31280	25	Straight Hex	20	500	1 - 2	25 - 50	8¾	4,0	6

Spud Wrench

- 12" Spud Wrench features narrow jaws to fit into tight places.
- Smooth, toothless jaws ideal for square or rectangular stock.



Catalog No.	Model No.	Description	Nom. Size		Capacity		Weight		Std. Pack
			in.	mm	in.	mm	lb.	kg	
31400	—	Spud Wrench	12	300	¾ - 2¾	10 - 67	2½	1,1	6

Adjustable Wrenches

- High grade chrome-vanadium alloy steel.
- Forged and heat-treated for durability.
- Cobalt-plated finish to reduce rust and corrosion.
- Jaw scales in SAE and metric for quick adjustment.
- Plumber's wide-mouth adjustable wrench provides extended tapered jaws and a compact handle for hard to reach areas.



Adjustable Wrenches


Plumber's Wide-Mouth Adjustable Wrench



Catalog No.	Model No.	Description	Nom. Size ⁽¹⁾		Capacity		Weight		Std. Pack
			in.	mm	in.	mm	lb.	kg	
86902	756	6" Adjustable	6	150	3/4	20	1/4	0,1	1
86907	758	8" Adjustable	8	200	7/8	25	1/2	0,2	1
86912	760	10" Adjustable	10	250	1 1/8	30	3/4	0,3	1
86917	762	12" Adjustable	12	300	1 1/16	40	1 1/2	0,6	1
86922	765	15" Adjustable	15	375	2 1/16	50	3	1,3	1
86927	768	18" Adjustable	18	450	2 7/16	60	5 1/8	2,3	1
86932	774	24" Adjustable	24	600	1 1/8	30	9 1/4	4,2	1
16508	777	8" Plumber's Wide-Mouth Adjustable	8	200	1 9/16	35	1	0,5	2

Internal Wrench

- Holds closet spuds and bath, basin and sink strainers through 2". Use to install or extract 1" through 2" nipples.
- Jaws expand by eccentric action and are reversible for various sizes.



Catalog No.	Model No.	Description	Nom. Size ⁽¹⁾		Pipe Capacity ⁽²⁾		Weight		Std. Pack
			in.	mm	in.	mm	lb.	kg	
31405	342	Internal	4 1/2	113	1 - 2	25 - 50	1 1/8	0,7	1

Basin Wrenches

- Spring-loaded jaws of forged alloy steel provide fast, one-hand ratcheting.
- Tension plug holds head in any position up to 90° angle.
- Telescoping shanks on Models 1017 and 1019 quickly adjust for lengths from 10" to 17".



Catalog No.	Model No.	Description	Nom. Size ⁽¹⁾		Pipe Capacity ⁽²⁾		Weight		Std. Pack
			in.	mm	in.	mm	lb.	kg	
31170	1010	Basin	10	250	3/8 - 1 1/4	10 - 32	1 3/4	0,8	1
31175	1017	Telescoping Basin	10 - 17	250 - 425	3/8 - 1 1/4	10 - 32	2	0,9	1
31180	1019	Telescoping Basin	10 - 17	250 - 425	1 1/4 - 2 1/2	32 - 65	2	0,9	1

(1) Nominal size = length of handle.
 (2) Pipe capacity = maximum nominal diameter of steel pipe.

WRENCHES

2-Handle Wrench

- Chrome-vanadium steel.
- Induction hardened jaws.



"S" Jaws Model

Catalog No.	Model No.	Description	Nom. Size ⁽¹⁾		Pipe Capacity ⁽²⁾		Weight		Std. Pack
			in.	mm	in.	mm	lb.	kg	
19261	S-1/2"	"S" Jaws 2-Handle	9½	245	½	15	0.9	0.4	6
19271	S-1"	"S" Jaws 2-Handle	12½	320	1	25	1.8	0.8	6
19281	S-1½"	"S" Jaws 2-Handle	16½	415	1½	40	3.1	1.4	6
19291	S-2"	"S" Jaws 2-Handle	21	534	2	50	5.7	2.6	6
19301	S-3"	"S" Jaws 2-Handle	25	630	3	80	9.3	4.2	6

45° Jaws Model

Catalog No.	Model No.	Description	Nom. Size ⁽¹⁾		Pipe Capacity ⁽²⁾		Weight		Std. Pack
			in.	mm	in.	mm	lb.	kg	
19211	45°-½"	45° Jaws 2-Handle	9½	245	½	15	0.9	0.4	6
19221	45°-1"	45° Jaws 2-Handle	12½	320	1	25	1.8	0.8	6
19231	45°-1½"	45° Jaws 2-Handle	16½	415	1½	40	3.1	1.4	6
19241	45°-2"	45° Jaws 2-Handle	21	534	2	50	6	2.7	6
19351	45°-3"	45° Jaws 2-Handle	25	630	3	80	7.7	3.5	6

90° Jaws Model

Catalog No.	Model No.	Description	Nom. Size ⁽¹⁾		Pipe Capacity ⁽²⁾		Weight		Std. Pack
			in.	mm	in.	mm	lb.	kg	
19161	90°-1"	90° Jaws 2-Handle	12	310	1	25	1.8	0.8	6
19171	90°-1½"	90° Jaws 2-Handle	16½	420	1½	40	3.1	1.4	6
19181	90°-2"	90° Jaws 2-Handle	22	560	2	50	6	2.7	6
19191	90°-3"	90° Jaws 2-Handle	24½	625	3	80	9	4.1	6
19201	90°-4"	90° Jaws 2-Handle	29½	750	4	100	10.8	4.9	6

Grip Wrench

- 2-Handle wrench with heavy-duty jaws.



Catalog No.	Model No.	Description	Nom. Size ⁽¹⁾		Pipe Capacity ⁽²⁾		Weight		Std. Pack
			in.	mm	in.	mm	lb.	kg	
18371	1140	Grip Wrench	8½	215	¾	20	0.9	0.4	6
18381	1141	Grip Wrench	11	280	1	25	1.5	0.7	6
18391	1142	Grip Wrench	14¾	375	1½	40	2.9	1.3	6
18401	1143	Grip Wrench	21½	545	2½	65	6.2	2.8	6
27931	1144	Grip Wrench	28½	720	3½	90	11.7	5.3	1

(1) Nominal size = length of handle.

(2) Pipe capacity = maximum nominal diameter of steel pipe.

Tongue & Groove Pliers

- Tongue and groove pliers feature a flush rivet design.
- Provide a stronger tool and allow access to tighter areas.



Catalog No.	Model No.	Description	Nom. Size ⁽¹⁾		Pipe Capacity ⁽²⁾		Weight		Std. Pack
			in.	mm	in.	mm	lb.	kg	
62347	707	Tongue & Groove Pliers	7½	190	¾	19	0.75	0.34	6
62352	709	Tongue & Groove Pliers	9½	241	1⅜	30	1.0	0.45	6
16468	710	Wide-Mouth Tongue & Groove Pliers	10½	267	2¼	57	1.1	0.5	6
16473	713	Tongue & Groove Pliers	13	330	2¼	57	1.5	0.68	6
62362	716	Tongue & Groove Pliers	16	406	4¼	108	2.75	1.25	1
80475	734	Water Pump Pliers	10	254	2	51	0.9	0.4	6


Water Pump Pliers

- Extremely durable chrome-vanadium steel.
- New jaw design for instant grip on pipe.
- No need to continually squeeze both handles.



Catalog No.	Model No.	Description	Nom. Size ⁽¹⁾		Pipe Capacity ⁽²⁾		Weight		Std. Pack
			in.	mm	in.	mm	lb.	kg	
18681	175	Water Pump Pliers	6¾	175	1	25	0.4	0.2	6
18691	240	Water Pump Pliers	9½	240	1¼	32	7.6	0.3	6
18701	300	Water Pump Pliers	11¾	300	1½	40	15.2	0.6	6

Wrench Parts: Always Insist On Genuine RIDGID® Parts



Wrench Size		Pipe Cap.	Handle Assembly				Nut	Pin	Heel Jaw & Pin Assembly	Coil & Flat Spring Assembly	Hook Jaw
Str.	End		Straight Iron	Straight Aluminum	End Iron	End Aluminum	Catalog No.	Catalog No.	Catalog No.	Catalog No.	Catalog No.
			Catalog No.	Catalog No.	Catalog No.	Catalog No.					
6	E-6	¾	31420	—	31470	—	31570	31575	31560	31565	31555
8	E-8	1	31425	—	31475	—	31595	31600	31585	31590	31580
10	E-10	1½	31430	31510	31480	93907	31615	31625**	31610	31620	31605
12	E-12	2	31435	49972	31485	—	31645	31650	31635	31640	31630
14	E-14	2	31440	31515	31490	93912	31665	31650**	31635	31660	31655
18	E-18	2½	31445	31520	31495	93917	31685	31690	31675	31680	31670
24	E-24	3	31450	31525	31500	93922	31710	31715	31700	31705	31695
36	E-36	5	31455	31530	31505	—	31735	31740	31725	31730	31720
48	—	6	31460	31535	—	—	31760	31765	31750	31755	31745
60	—	8	31465	—	—	—	31785	31790	31775*	31780	31770
10 Raprench	—	1½	32775	—	—	—	31615	31625	31610	31620	31605

*Use with 60" Hook Jaw catalog number 31770.

**Pin for 10" Aluminum End Handle Assembly is catalog no. 95402. Pin for 14" Aluminum End Handle Assembly is catalog no. 95407. For additional wrench parts, see RIDGID Hand Tool Parts Catalog.

(1) Nominal size = length of handle.

(2) Pipe capacity = maximum nominal diameter of steel pipe.



WRENCHES





Pipe Vises & Supports

- Wide selection of pipe accessories designed to work as one.
- Rugged construction for years of dependable service.



	No. of Models	Pipe Capacity		Height Adjustment		Page
		in.	mm	in.	mm	
Vises						
Portable Tristand®	4	1/8 - 12	6 - 300	–	–	2.2
Stand Chain	1	1/8 - 5	6 - 125	–	–	2.2
Bench Chain	9	1/8 - 8	6 - 200	–	–	2.2
Bench Yoke	5	1/8 - 6	6 - 150	–	–	2.3
Portable Chain & Yoke	2	1/8 - 5	6 - 125	–	–	2.3
Pipe Welding	4	1/2 - 12	15 - 300	–	–	2.3
Supports						
V Head	2	12	300	20 - 53	51 - 132	2.4
Ball Transfer	2	12	300	–	–	2.4
Roller Head	2	12	300	23 - 55	59 - 140	2.4
Conveyor Head	1	12	300	29 - 44	74 - 112	2.4
Adjustable	2	6	150	23 - 41	59 - 104	2.5
Support Stand	1	12	300	26 - 42	66 - 107	2.5
Adjustable Roller Stand	1	36	900	–	–	2.5
Large Diameter Stand	1	24	610	16 - 31	41 - 79	2.5



PIPE VISES & SUPPORTS

Pipe Vises



425 Portable TRISTAND Chain Vise

NEW

460-12 Portable TRISTAND Chain Vise



40-A Portable TRISTAND Yoke Vise

Portable TRISTAND® Vises

- Models 460 and 40-A include integral legs and tray folds in for easy carrying and setup. Large vise base overhangs front legs for clear tool swing.
- Models 460 and 40-A include slots for hanging tools, pipe rest, three-pipe benders and ceiling brace screw.
- Model 460-6 features a larger work surface, 6" (150 mm) diameter, rear support and receding ceiling brace screw.
- Model 460-12 features an integrated ground lug to provide a conductive surface to connect the weld ground.
- Model 425 features "quick grab" self-locking latch and carrying handle for ease of transport.

Catalog No.	Model No.	Description	Pipe Capacity		Weight		Std. Pack
			in.	mm	lb.	kg	
40130	40-A	Portable TRISTAND Yoke Vise	½ - 2½	6 - 60	48½	22.0	1
16703	425	Portable TRISTAND Chain Vise	½ - 2½	6 - 60	32	14.5	1
36273	460-6	Portable TRISTAND Chain Vise	½ - 6	6 - 150	42¾	19.4	1
36278	460-12	Portable TRISTAND Chain Vise**	½ - 12	6 - 300	60¾	27.6	1

** For model 460-6, jaw for plastic pipe, Catalog No. 41280 available; order separately.

Top Screw Stand Chain Vise



Stand Chain Vise

- Handy, portable stand chain vise.
- Sturdy cast-iron frame.
- Equipped with pipe rest, pipe bender and tool tray. Pipe for legs and connecting pipe not furnished. Use 1¼" (32 mm) pipe for the front legs and the connecting piece and 1" (25 mm) pipe for the rear legs.

Catalog No.	Model No.	Description	Pipe Capacity		Weight		Std. Pack
			in.	mm	lb.	kg	
40165	560	Top Screw Stand Chain Vise	½ - 5	6 - 125	25¾	11.7	1

Top Screw Bench Chain Vise



Bench Chain Vises

- Crank handle is anchored to base.
- Rugged cast-iron base has handy pipe rest and bender. Capacities of ½" (6 mm) through 8" (200 mm).
- Two models available for plastic pipe. Toothless jaws are neoprene-coated to prevent scoring of pipe.

Catalog No.	Model No.	Description	Pipe Capacity		Weight		Std. Pack
			in.	mm	lb.	kg	
40185	BC210	Top Screw Bench Chain Vise	½ - 2½	6 - 60	7¾	3.5	1
40195	BC410	Top Screw Bench Chain Vise	½ - 4	6 - 100	14¾	6.7	1
40190	BC210P	Top Screw Bench Chain Vise*	½ - 2¾ O.D.	15 - 70	7¾	3.5	1
40200	BC410P	Top Screw Bench Chain Vise*	½ - 4½ O.D.	15 - 110	15	6.8	1
40205	BC510	Top Screw Bench Chain Vise	½ - 5	6 - 125	14¾	6.7	1
40210	BC610	Top Screw Bench Chain Vise	¼ - 6	8 - 150	24½	11.1	1
40215	BC810	Top Screw Bench Chain Vise	½ - 8	15 - 200	37¾	16.9	1
40175	BC2A	Bottom Screw Bench Chain Vise	½ - 2	6 - 50	6	2.7	1
40180	BC4A	Bottom Screw Bench Chain Vise	½ - 4	6 - 100	13¾	6	1

*For Plastic Pipe and Tube.

(TOOLTIP) TRISTAND® vises include an adjustable method to increase stand stiffness. Model 460-12 includes an adjustable rear leg to level the stand.

PIPE VISES & SUPPORTS



Bench Yoke Vise

Bench Yoke Vises

- Yoke and base made of strong, dependable iron. Hardened alloy steel jaws and convenient pipe rest and bender included.

Catalog No.	Model No.	Description	Pipe Capacity		Weight		Std. Pack
			in.	mm	lb.	kg	
40080	21	Bench Yoke Vise	1/8 - 2	6 - 50	8 3/4	4,0	1
40085	22	Bench Yoke Vise	1/8 - 2 1/2	6 - 65	13	5,9	1
40090	23	Bench Yoke Vise	1/8 - 3	6 - 80	19 3/4	9,0	1
40100	25	Bench Yoke Vise	1/8 - 4	6 - 100	27 3/4	12,6	1
40110	27	Bench Yoke Vise	1/8 - 6	6 - 150	65	29,6	1



Portable Yoke Vise



Top Screw Post Chain Vise

Portable Chain and Yoke Vises

- Light, strong, portable post chain vise fits any shape or kind of post.
- Model 640 features a tray for oil can, plus a handy pipe bender.
- Portable yoke vise easily attaches to plank, workbench or post.

Catalog No.	Model No.	Description	Pipe Capacity		Weight		Std. Pack
			in.	mm	lb.	kg	
40125	39	Portable Kit Yoke Vise	1/8 - 2 1/2	6 - 65	15 1/2	7,0	1
40170	640	Top Screw Post Chain Vise	1/8 - 5	6 - 125	23 1/2	10,7	1



Straight Pipe Welding Vise



Angle Pipe Welding Vise

Pipe Welding Vises

- Made of durable performance-proven material and designed to resist strain, heat and warpage during tacking.
- Machined swivel nuts and pins, together with special chain screws, give smooth and trouble free assembling of the vise onto pipe.



Elbow Pipe Welding Vise



Flange Pipe Welding Vise

Catalog No.	Model No.	Description	Pipe Capacity		Weight		Std. Pack
			in.	mm	lb.	kg	
40220	461	Straight Pipe Welding Vise	1/2 - 8	15 - 200	15 1/2	7,0	1
40225	462	Angle Pipe Welding Vise	1/2 - 12	15 - 300	18 3/8	8,4	1
40230	463	Elbow Pipe Welding Vise	2 1/2 - 8	65 - 200	14	6,4	1
40235	464	Flange Pipe Welding Vise	2 1/2 - 8	65 - 200	17 1/4	7,8	1

PIPE VISES & SUPPORTS

Pipe Stands

A full range of heavy-duty adjustable pipe stands are available in varying configurations with capacity from 1/8" (6 mm) - 36" (900 mm). These stands are suitable for use with threading machines, roll groovers, etc.

NEW



New VF-99: folded

V Head Pipe Stands

NEW: VF-99 Folding Pipe Stand (#22168): Requires 70% less area to store!

Catalog No.	Model No.	Description	Height Adjustment Low-High		Max. Pipe Capacity		Max. Weight Capacity		Weight	
			in.	cm	in.	mm	lb.	kg	lb.	kg
56657	VJ-98	V Head Low Pipe Stand	20 - 38	51 - 96	12	300	2500	1134	21	9,5
22168	VF-99	V Head High Folding Pipe Stand	28 - 53	71 - 132	12	300	2500	1134	24	10,9



Ball Transfer Head

Catalog No.	Model No.	Description	Height Adjustment Low-High		Max. Pipe Capacity		Max. Weight Capacity		Weight	
			in.	cm	in.	mm	lb.	kg	lb.	kg
60007	BTH-9	Ball Transfer Head for VJ stands	-	-	12	300	1000	454	5	2,3
33351	VFB-1	VF-99 Pipe Stand + BTH-9	28 - 53	71 - 132	12	300	1000	454	29.1	13,2

Roller Head Pipe Stands



Catalog No.	Model No.	Description	Height Adjustment Low-High		Max. Pipe Capacity		Max. Weight Capacity		Weight	
			in.	cm	in.	mm	lb.	kg	lb.	kg
56667*	RJ-98	Roller Head Low Pipe Stand	23 - 41	59 - 104	12	300	1000	454	24	10,9
56672*	RJ-99	Roller Head High Pipe Stand	32 - 55	82 - 140	12	300	1000	454	27	12,3

Conveyor Head Pipe Stand



Catalog No.	Model No.	Description	Height Adjustment Low-High		Max. Pipe Capacity		Max. Weight Capacity		Weight	
			in.	cm	in.	mm	lb.	kg	lb.	kg
56682*	CJ-99	Conveyor Head High Pipe Stand	29 - 44	74 - 112	12	300	1000	454	19	8,6

*For use with threading machines.

(TOOL TIP) To ensure maximum stability of the work piece, pipe supports should be used every meter.




No. 46



No. 92

Adjustable Pipe Supports

Catalog No.	Model No.	Description	Height Adjustment Low-High		Max. Pipe Capacity		Max. Weight Capacity		Weight	
			in.	cm	in.	mm	lb.	kg	lb.	kg
42505	46	Adjustable Pipe Support	23 - 33	59 - 84	6	150	2500	1134	23	10,4
42510*	92	Adjustable Pipe Support	32 - 41	81 - 104	6	150	2500	1134	28	12,7



Support Stand for Roll Groovers

Catalog No.	Model No.	Description	Height Adjustment Low-High		Max. Pipe Capacity		Max. Weight Capacity		Weight	
			in.	cm	in.	mm	lb.	kg	lb.	kg
83380*	965	Support Stand for Groovers	26 - 42	66 - 107	12	300	2500	1134	29	13,2

*For use with threading machines.



Adjustable Stand with Steel Rollers

Catalog No.	Model No.	Description	Height		Max. Pipe Capacity		Max. Weight Capacity		Weight	
			in.	cm	in.	mm	lb.	kg	lb.	kg
64642	AR99	Adj. Roller Stand w/Steel Wheels	34	86	36	900	2500	1134	30	13,6



Large Diameter Pipe Stand

Catalog No.	Model No.	Description	Height Adjustment Low-High		Max. Pipe Capacity		Max. Weight Capacity		Weight	
			in.	cm	in.	mm	lb.	kg	lb.	kg
96372	RJ-624	Large Diameter Pipe Stand	16 - 31	41 - 79	24	610	4500	2041	167	75,7



PIPE VISES & SUPPORTS



Pipe/Tube Cutting & Preparation

- Wide selection from a single source.
- Durable designs.
- Exclusive features for maximum productivity.



Type	No. of Models	Pipe Capacity		Page
		in.	mm	
Pipe Reamers				
Reamers	4	¼ - 4	8 - 100	3.2
Pipe Cutters				
Heavy-Duty	7	½ - 6	3 - 150	3.2
4-Wheel	2	¾ - 4	20 - 100	3.3
Wide Roll	1	½ - 2	3 - 50	3.3
Hinged	11	2 - 12	50 - 300	3.3
Soil Pipe	5	1½ - 8	40 - 200	3.4
Replacement Cutter Wheels	21	-	-	3.5
Power Pipe Cutting	4	2½ - 12	65 - 300	3.6
Copper / Stainless Cut & Prep	1	½ - 2	12 - 60	3.8
Tubing Cutters	33	⅛ - 6⅝	3 - 171	3.10
Replacement Cutting Wheels	21	⅛ - 6⅝	3 - 171	3.13
Plastic and Multilayer Cutters	8	⅛ - 2⅝	3 - 60	3.14
Reamers, Deburring Tools	7	¼ - 4	6 - 100	3.17

PIPE/TUBE CUTTING & PREPARATION

Pipe Reamers



Pipe Reamers

- Model 2-S Spiral Ratchet Reamer – Self-feeding spiral design for extra-fast and easy hand reaming. Model 2-S Reamer is not suitable for power reaming.
- Models 2 and 3 Ratchet Reamers – Long taper design will not dig in. Suitable for use with power drives.
- Model 254 Spiral Ratchet Reamer – Hollow center reduces weight. Large pressure plate. Hardened alloy steel cone removable for sharpening. Not suitable for power reaming.

Catalog No.	Model No.	Description	Capacity		Weight		Std. Pack	Replacement Cone Cat. No.
			in.	mm	lb.	kg		
34955	2-S	Spiral Reamer	¼ - 2	6 - 50	7¼	3,3	1	35020
34945	2	Straight Reamer	½ - 2	3 - 50	7	3,2	1	34975
34950	3	Straight Reamer	¾ - 3	9 - 75	11½	5,2	1	35090
34960	254	Spiral Reamer	2½ - 4	62 - 100	14	6,4	1	35135

Note: All reamers include handle.

Pipe Cutters

Pipe Cutter Selection

		Cutters									
		Heavy-Duty		4-Wheel		Wide-Roll		Hinged		Soil Pipe	
		Page 3.2		Page 3.3		Page 3.3		Page 3.3		Page 3.4	
Material / Diameter	Steel / Stainless	✓	½" - 6" (3 - 150 mm)	✓	¾" - 4" (20 - 100 mm)	✓	½" - 2" (30 - 50 mm)	✓	2" - 12" (50 - 300 mm)	—	—
	Heavy-Wall Steel	✓		✓		✓		✓		—	
	Cast Iron	—	—	—	—	—	—	—	—	✓	1½" - 8" (40 - 200 mm)

Heavy-Duty Pipe Cutters

- Fast, clean pipe cutting by hand or power.
- Extra-long shank protects adjustment threads, while an extra-large handle is provided for quick, easy adjustment.
- Can be converted to 3-wheel cutter by replacing rollers with cutter wheel. The 2A and 4S models can be ordered as a 3-wheel model for use in areas where a complete turn is not possible.
- Second handle on 3-S, 4-S and 6-S models make two-man leverage possible on large pipe sizes.



Catalog No.	Model No.	Pipe Cutter Description	Pipe Capacity* Nominal Size		Weight	
			in.	mm	lb.	kg
32810	1-A	Heavy-Duty	½ - 1¼	3 - 32	6½	3,0
32820	2-A	Heavy-Duty	½ - 2	3 - 50	7	3,2
32825	2-A	2-A 3-Wheel Heavy-Duty	½ - 2	3 - 50	7	3,2
32830	3-S	Heavy-Duty	1 - 3	25 - 80	15	6,9
32840	4-S	Heavy-Duty	2 - 4	50 - 100	18	8,2
32845	4-S	4-S 3-Wheel Heavy-Duty	2 - 4	50 - 100	18	8,2
32850	6-S	Heavy-Duty	4 - 6	100 - 150	22	10,0

* Pipe capacity = maximum nominal diameter of steel pipe

PIPE/TUBE CUTTING & PREPARATION



4-Wheel Pipe Cutters

- Designed for work in areas where a complete turn is impossible.
- Model 42-A has a short handle for use in confined areas.
- Second handle on Model 44-S makes two-man leverage possible for large pipe sizes.
- Both models are equipped with four heavy-duty wheels.

Catalog No.	Model No.	Pipe Cutter Description	Pipe Capacity** Nominal Size		Weight	
			in.	mm	lb.	kg
32870	42-A	Heavy-Duty 4-Wheel	¾ - 2	20 - 50	6¾	3,1
32880	44-S	Heavy-Duty 4-Wheel	2½ - 4	65 - 100	20	9,1



Wide-Roll Pipe Cutter

- Featuring extra-wide rolls, this cutter is especially designed for use with power drives.
- The wide rolls provide for true tracking and cleaner cuts.

Catalog No.	Model No.	Pipe Cutter Description	Pipe Capacity** Nominal Size		Weight	
			in.	mm	lb.	kg
32895	202	Heavy-Duty Wide Rolls	½ - 2	3 - 50	8	3,5



Hinged Pipe Cutters

- Designed for rapid cutting of 2" (50 mm) to 12" (300 mm) steel pipe, heavy-wall steel pipe and cast-iron pipe.
- The 11 models operate with minimal cutter rotation as necessary for tight quarters.
- Second handle included for 466, 472 and 468 makes two-man leverage possible for large pipe sizes.

Catalog No.	Model No.	Pipe Cutter Description	Pipe Capacity** Nominal Size		Weight	
			in.	mm	lb.	kg
73162	424-S*	For Steel Pipe	2 - 4	50 - 100	13½	6,0
74227	424-CI	For Cast/Ductile Iron	2 - 4	50 - 100	13½	6,0
90995	466-D	For SML Pipe	3 - 6	80 - 150	29	13,0
83080	466-S*	For Steel Pipe	4 - 6	100 - 150	28½	13,0
83085	466-HWS*	For Heavy-Wall Steel Pipe	4 - 6	100 - 150	28½	13,0
74685	466-CI	For Cast-Iron Pipe	4 - 6	100 - 150	28½	13,0
83145	468-S*	For Steel Pipe	6 - 8	150 - 200	33	15,0
83150	468-HWS*	For Heavy-Wall Steel Pipe	6 - 8	150 - 200	33½	15,2
74700	468-CI	For Cast-Iron Pipe	6 - 8	150 - 200	33½	15,2
83165	472-S*	For Steel Pipe	8 - 12	200 - 300	41½	19,0
83170	472-HWS*	For Heavy-Wall Steel Pipe	8 - 12	200 - 300	42	19,1
74710	472-CI	For Cast-Iron Pipe	8 - 12	200 - 300	42	19,1

*Furnished with X-tra sharp wheel for up to 40% faster cutting.

**Pipe capacity = maximum nominal diameter of steel pipe

(TOOLTIP) Three- and four-wheel pipe cutters should only be used when the cutter cannot be rotated completely around the pipe.

PIPE/TUBE CUTTING & PREPARATION

Soil Pipe Cutters



No. 226 In-Place Soil Pipe Cutter

- The RIDGID Model 226 In-Place Soil Pipe Cutter is a compact, lightweight tool designed to cut hub 1½" (40 mm) to 6" (150 mm) and No-Hub® soil pipe in tight quarters.
- Only 17" (43 cm) long, the Model 226 is perfect for cutting cast iron, cement and clay pipe where space is limited.
- The Model 226 is especially suited for against-the-wall and other tight quarter applications.
- From the Model 226's compact design to its unique chain latching mechanism, every feature has been engineered for maximum productivity.



No. 246, 246S, 246L & 248 Soil Pipe Cutters

- Model 246 soil pipe cutters cut 2" (50 mm) to 12" (300 mm) clay, cast-iron or cement pipe.
- Ratchet-action handle parallel to pipe allows for application in minimum width trenches.
- Complete with hand guard to protect operator's knuckles when cutting.
- Model 248 has larger diameter cutting wheels and a longer handle. Designed to cut up to 18" (450 mm) concrete / clay pipe.



No. 228 Soil Pipe Assembly Tool

- Handles all 1½" (40 mm) to 8" (200 mm) gasketed soil pipe without extra, loose attachments.
- Easy assembly of Y, tee and elbow fittings, as well as straight lengths from any angle.
- Slim, compact design lets one man assemble even large sizes quickly and easily.
- Removal of handle facilitates vertical and overhead pipe assembly.

Ordering Information

Catalog No.	Model No.	Description	Capacity		Weight		Std. Pack	Replmt. Chain Cat #
			in.	mm	lb.	kg		
69982	226	In-Place Soil Pipe Cutter	1½ - 6	40 - 150	18	8,2	1	33670
32900	246	Soil Pipe Cutter	1½ - 6	40 - 150	25	11,3	1	34575
14991	246S	Soil Pipe Cutter	2 - 8	50 - 200	26	12	1	1*
10531	246L	Soil Pipe Cutter	2 - 12	50 - 300	33	15	1	2*
62797	248	Soil Pipe Cutter	2 - 18	50 - 450	42	19	1	63287
32905	228	Soil Pipe Assembly Tool	1½ - 8	40 - 200	22¾	10,3	1	-

1* = 34575 + 2 x 34570 / 2* = 2 x 34575

PIPE/TUBE CUTTING & PREPARATION

Power Pipe Cutters



Power Pipe Cutter / Model 258

2½" (65 mm) to 8" (200 mm) Diameter Pipe

The RIDGID Model 258 Power Pipe Cutter cuts 2½" (65 mm) to 8" (200 mm) schedule 10*/40 steel pipe, galvanized pipe, rigid conduit, etc. at the job site or in the shop. Powered by the RIDGID No. 700 Power Drive, the 258 is a displacement cutter that provides square cuts. The operator controls the feeding rate by pumping the hydraulic foot pump throughout the operation. A square cut with minimal burr on either 6 m or nipple lengths of pipe is achieved quickly** without abrasive dust, sparks, or open flame. Also, the RIDGID Pipe Roller for beveling can be used to rotate the pipe while a second operator uses a grinder to bevel the pipe. Some of the 258 advantages are:

- Square cut 6 m or nipple lengths of pipe without effort.
- Easily cuts by displacing instead of removing pipe material.
- No abrasive dust, dangerous sparks, or open flame.
- Quickly cuts steel pipe with minimal burr.
- Great for cutting pipe for groove joining.
- Heavy-duty design is perfect for field or shop use.
- Adaptable for beveling.

Specifications

- Cutting Capacity: 2½" (65 mm) to 8" (200 mm) schedule 10*/40 steel pipe.
- Model 700 Power Drive (included with Cat No. 17871 and 17881).
- Power Drive RPM: 26-30 (no load).
- Weight: 105 lbs. (48 kg) (excludes No. 700 Power Drive, see page 4.15).

Standard Equipment

- One RIDGID 774 Square Drive Adapter.
- One 8½" (215 mm) HD Cutter Wheel Assembly.
- One Hydraulic Ram and Foot Pump.
- Two 2½" (65 mm) to 12" (300 mm) Ball Transfer Pipe Supports.

*Use the thin wall cutter wheel for best results.

**Cutting time varies with pipe schedule and diameter.

Note: Model 258 is not recommended to cut cast iron pipe.

For optimum wheel life always properly support the work piece with ball transfer pipe supports (see accessories on page 3.7).



Model 700 ready for mounting on Model 258 Unit, see page 4.15



Model 258 with Pipe Roller in use for beveling. Two operators are recommended for this operation



Model 258 Pipe Cutter with No. 700 Power Drive in use for cutting

(TOOLTIP) Do not overfill the hydraulic pump on power pipe cutters. Excess oil will purge out of seals on pump and ram.

PIPE/TUBE CUTTING & PREPARATION



Power Pipe Cutter / Model 258XL

8" (200 mm) to 12" (300 mm) Diameter Pipe

The RIDGID 258XL offers 8" (200 mm) to 12" (300 mm) diameter pipe cutting capacity. Utilizing displacement type cutter wheel technology, the design enables larger diameter pipe to be cut to length. The 258XL also uses the RIDGID 700 Power Drive to rotate the heavy-duty cutter wheel. Now one person can easily square cut 12" schedule 40 pipe in minutes.

Specifications

- Cutting Capacity: Model 258XL: 8" (200 mm) to 12" (300 mm) schedule 10*/40 steel pipe.
- Model 700 Power Drive (not included) RPM: 26 - 30 (no load).
- Weight: 140 lbs. (63 kg) (excludes No. 700 Power Drive, see page 4.15).

Standard Equipment

- One RIDGID 774 Square Drive Adapter.
 - One 8½" (215 mm) H-D Cutter Wheel Assembly.
 - One Hydraulic Ram and Foot Pump.
 - Two 2½" (65 mm) to 12" (300 mm) Ball Transfer Pipe Supports.
- *Use the thin cutting wheel for best results.

Note: For optimum wheel life properly support the work piece with standard ball transfer pipe supports (see below).

Catalog No.	Model No.	Description	Capacity Inches			Weight		Std. Pack
			Max. Wall Thickness mm			lb.	kg	
			Steel 8,2	PVC 12,7	Copper 3,1			
50767	258	Pipe Cutter	2½ - 8"	2½ - 8"	2½ - 6"	105	48	1
17871	258 / 700	258 Cutter with No. 700, 230V	2½ - 8"	2½ - 8"	2½ - 6"	125	57	1
17881	258 / 700	258 Cutter with No. 700, 115V	2½ - 8"	2½ - 8"	2½ - 6"	125	57	1
58227	258-XL	Pipe Cutter	8 - 12"	—	—	145	66	1



Ball Transfer Pipe Support

Transport Cart



Pipe Roller For Beveling (Model 258 Only)



Accessories

Catalog No.	Model No.	Description	Weight	
			lb.	kg
66687	—	8½" (215 mm) H-D Cutter Wheel Assembly (includes HD Cutter Wheel, hub w/pins, cover plate)	13	5,9
50812	E-258	8½" (215 mm) H-D Cutter Wheel only	2	0,9
58222	E258-T	8½" (215 mm) Thin Wall Cutter Wheel Only (PVC and Steel)	2	0,9
54397	—	Transport Cart	24	11,0
60002	258PS	Ball Transfer Pipe Support 2½" (65 mm) to 12" (300 mm)	21	9,5
60007	—	Replacement Ball Transfer Head Set	5½	2,5
61757	—	Pipe Roller for Beveling (for Model 258 only)	13	5,9

(TOOL TIP) When using 258 and 258XL pipe cutters with long lengths of pipe, it is especially important to properly support the pipe to prevent cutter wheel damage. Extra pipe supports may be needed and the work area must be level.

PIPE/TUBE CUTTING & PREPARATION

Copper & Stainless Steel Cutting Prep Machine



Model 122 Capacity

- ½" (12 mm) to 2" (50 mm).

This machine is designed to cut, clean, ream, and debur copper and stainless steel tubing and fittings quickly and professionally. Weighing only 23 kg and possessing a conveniently located carrying handle, the Model 122 is ideal for transport directly to the job site. Rugged cast aluminum housing and powerful 360 W induction motor assure long life.

Features


- Powerful, 230 V, 360 W induction motor drives rollers at 450 RPM.
- Rugged O.D. cleaning brush cleans tubing quickly with minimal effort.
- Core reamer easily removes turbulence-causing burrs.
- Cutting handle adjusts to accommodate different tubing sizes.
- Copper cutter wheel tested to over 10,000 cuts.
- Guide rollers ensure a straight cut with no tracking.
- Large carrying handle for easy transport to the job site.
- Built-in ½" (12 mm) incremental scale for quick, easy measuring.
- Fitting brush kit includes six brushes, storage rack and collet.

Technical Specifications


- Motor: 230 V, 360 W, Induction Motor.
- Roller Speed: 450 RPM.
- Switch: Toggle On/Off.
- Reamer: Single Flute Cone, ½" (12 mm) to 2" (50 mm).
- Cutter Wheel: Model 2191 HD Wheel.

Standard Equipment

- One O.D. Cleaning Brush.
- One Core Reamer.
- One Fitting Brush Storage Kit.



The heavy-duty O.D. Cleaning Brush cleans the outside diameter of ½" or 2" (12 - 54mm) tubing quickly and easily



The Inner Reamer removes turbulence-causing burrs quickly and effortlessly



The optional fitting brush attachments can be used to clean fittings fast



The optional Debur Disk is used to grind the O.D. edge to help with tight fittings






Catalog No.	Model No.	Description	Weight	
			lb.	kg
96362	122	Stainless Steel / Copper Tube Cutting Machine	50	22,68

Accessories

Catalog No.	Model No.	Description	Weight	
			lb.	kg
93717	—	½" Fitting Brush for 12 mm (3 Per Pack)	½	0,24
93722	—	¾" Fitting Brush for 18 mm (3 Per Pack)	½	0,26
93727	—	1" Fitting Brush for 25 mm (3 Per Pack)	¾	0,27
93732	—	1¼" Fitting Brush for 32 mm (3 Per Pack)	¾	0,29
93737	—	1½" Fitting Brush for 40 mm (3 Per Pack)	1¾	0,77
93742	—	2" Fitting Brush for 50 mm (3 Per Pack)	1¾	0,79
94682	—	O.D. Cleaning Brush	1	0,44
46105	—	O.D. Debur Disk	1¼	0,57
93747	—	Quick-Change Collet	2¼	0,95
93712	—	Fitting Brush Holder	6	2,63
93707	—	Fitting Brush Storage Kit Includes Mountable Storage Rack, Quick-Change Collet, Spare Cutter Wheel, and Brushes (½", ¾", 1", 1¼", 1½", 2")	3	1,39
33175	2191	Cutter Wheel for Copper	¼	0,01
33551	122SS	Cutter Wheel for Stainless Steel	¼	0,01
34360	E-2192	Set of 10 pin screws		
10343	—	Wheel Pin for 33551 Cutter Wheel (2 per pack)	¼	0,01
42360	1206	1206 Stand	31	14,06
94687	—	2" Reamer Cone Assembly	¼	0,02

Tubing Cutters

Tubing Cutter Selection

		Cutter									
											
		Close Quarters Tubing		Enclosed Feed Tubing		Screw Feed Tubing		Quick Acting		Plastic / Multilayer Pipe	
		Page 3.10		Page 3.11		Page 3.11		Page 3.12		Page 3.14	
Material / Diameter	Steel / Stainless	—		✓		✓		✓		—	—
	Copper	✓	(3 - 28 mm)	✓	(3 - 60 mm)	✓	(3 - 79 mm)	✓	(6 - 170 mm)	—	—
	Plastic / PVC / Multilayer	✓		✓		✓		✓		✓	(3 - 63 mm)
	Aluminum	✓		✓		✓		✓		—	—

PIPE/TUBE CUTTING & PREPARATION



Model 101

Midget Cutters for Close Quarters Tubing

- Specifically designed for use in restricted spaces on small diameter, hard and soft copper, aluminum, brass and plastic tubing; rollers include grooves for close-to-flare cuts.
- Strong, lightweight slide and wheel housing, large knurled feed screw knob gives easy control of cutting pressure for clean cuts.
- Models 117 and 118 include a self-feeding cutter wheel that automatically cuts after tightening the knob only once (AUTOFEED™).
- The Model 118 features a special knob for easier tightening of the feedscrew.
- Model 101-ML is for multilayer tubing only.

NEW



AUTOFEED 2-in-1 Midget Cutter

Catalog No.	Model No.	Description	Std. Wheel	Capacity	Weight		Std. Pack
				mm	lb.	kg	
40617	101	Midget Cutter*	E-3469	6 - 28	½	0,23	6
32975	103	Midget Cutter	E-3469	3 - 16	⅓	0,15	6
32985	104	Midget Cutter	E-3469	5 - 24	⅓	0,15	6
97787	117	AUTOFEED Midget Cutter	E-3469	5 - 24	⅓	0,15	12
32573	118	AUTOFEED 2-in-1 Midget Cutter (incl. Ratchet Handle)*	E-3469	6 - 28	1⅙	0,48	1
32933	118	Ratchet Handle only - for 118 and 101 Midget Cutters	—	—	⅝	0,26	1
21938	101-ML	Midget Cutter for Multilayer tubing	E2155	6 - 28	⅓	0,15	6

* Models 101 and 118 include spare cutter wheel in knob.



(TOOLTIP) For best cutting results, change the cutter's wheel pin at least once for every two cutter wheel replacements.

PIPE/TUBE CUTTING & PREPARATION

X-CEL® Means Speed

Many of our most popular tubing cutters now include several X-CEL features to make your job quicker and easier.

- X-CEL Knob – cut tubing more quickly and easily with our larger, more ergonomic designs.
- X-CEL Wheel Pin – change your cutter wheel quickly using our new ball detent design...no tool needed...no lost clips!
- Spare cutter wheels included for maximum uptime.




Enclosed Feed Tubing Cutters with New X-CEL Features

- Telescoping feed screw design keeps the cutter at the same length regardless of tubing diameter – good for tight spaces.
- Features an enclosed feed screw to eliminate clogging and jamming, grooved rollers for close-to-flare cuts, and a fold-away reamer.
- Now includes X-CEL Knob and X-CEL Pin for quicker cutting and wheel replacement.
- Made from high-strength zinc alloy.
- Spare cutter wheel included in the knob.
- Cuts hard / soft copper, aluminium, brass and multilayer tubes.
- Model 205 / 205S have quick acting mechanism for faster size adjustments.

Catalog No.	Model No.	Description	Std. Wheel	Capacity	Weight		Std. Pack
				mm	lb.	kg	
For Copper Tubing							
66737	150L	Enclosed Feed Cutter	E-3469	6 - 35	1	0,44	6
33055	205*	Ratcheting Encl. Feed Cutter	E3469	6 - 60	2	0,91	1
For Steel Tubing							
66742	150LS	Above with Heavy Duty Wheel	E4546	6 - 35	1½	0,47	6
33070	205S**	Above with Heavy Duty Wheel	E-4546	6 - 60	2	0,91	1

* Model 205 has an additional quick-acting mechanism
 ** Model 205S is suitable for stainless steel.


Screw Feed Tubing Cutters with New X-CEL Features



- Clean, square cuts are easily made on copper, brass, aluminum and thin-wall steel.
- Now includes X-CEL Knob for quicker cutting.
- Models 10, 15 and 20 feature a convenient fold-away reamer.
- Models 65S and 35S are specially designed for stainless steel tubing. Includes 12x (65S) / 6x (35S) individual bearings and a heavy duty cutter wheel to make stainless cutting easier.
- Models 65S features a quick-acting mechanism.

Catalog No.	Model No.	Description	Std. Wheel	Capacity	Weight		Std. Pack
				mm	lb.	kg	
32910	10	Screw Feed Cutter	F-158	3 - 25	¾	0,40	6
32915	10S	Above w/H-D Wheel (for steel)	E-1240	3 - 25	¾	0,40	6
32920	15	Screw Feed Cutter	F-158	5 - 28	½	0,68	6
32925	15S	Above w/H-D Wheel (for steel)	E-1240	5 - 28	½	0,68	6
32930	20	Screw Feed Cutter	F-158	16 - 54	1¾	0,79	1
32935	20S	Above w/H-D Wheel (for steel)	E-1240	16 - 54	1¾	0,79	1
32940	30	Screw Feed Cutter	E-2558	25 - 79	3½	1,60	1
32950	30S	Above w/H-D Wheel (for steel)	E-2191	25 - 79	3½	1,60	1
97212	15-SI	Stainless Steel Cutter	E-1525	5 - 28	1½	0,68	1
29963	35S	Stainless Steel Cutter	E-635	6 - 35	¾	0,40	1
31803	65S	Stainless Steel Quick-Acting Tubing Cutter	E-635	6 - 65	1½	0,68	1

PIPE/TUBE CUTTING & PREPARATION



Quick-Acting Tubing Cutters with New X-CEL Features

- Models 151-156 feature a quick-acting design, I-beam construction, hardened wear surfaces and thrust bearing slide assemblies for smooth operation.
- All Models now include an X-CEL Knob and X-CEL Pin for quicker cutting and wheel replacement.
- Available in models for plastic pipe or metallic tubing.
- Models 151 and 152 feature fold-away reamers.
- Model 151-ML is suitable for cutting multilayer tubing.
- Model 151 CSST is designed for cutting corrugated stainless steel tubing.

Catalog No.	Model No.	Description	Std. Wheel	Capacity mm	Weight		Std. Pack
					lb.	kg	
31632	151	Quick-Acting Cutter	E-3469	6 - 42	1¼	0,56	6
31637	151-P	Above w/Wheel for Plastic	E-2155	10 - 40	1¼	0,56	6
66747	151-ML	Quick-Acting Tubing Cutter	E-545	10 - 50	1	0,5	1
31642	152	Quick-Acting Cutter	E-3469	6 - 66	2	0,92	1
31647	152-P	Above w/Wheel for Plastic	E-2155	10 - 63	2	0,92	1
36597	153	Quick-Acting Cutter	E-3469	32 - 90	2	0,92	1
36592	153-P	Above w/Wheel for Plastic*	E-2155	25 - 75	2	0,92	1
31652	154	Quick-Acting Cutter	E-2558	48 - 116	3¾	1,72	1
31657	154-P	Above w/Wheel for Plastic*	E-2156	50 - 110	3¾	1,72	1
59202	154-PE	Above w/Wheel for PE pipe	E2880	50 - 110	3¾	1,72	1
31662	156	Quick-Acting Cutter	E-2558	100 - 170	5	2,23	1
31667	156-P	Above w/Wheel for Plastic*	E-2157	110 - 160	5	2,23	1
39957	156-PE	Above w/Wheel for PE pipe	E2880	110 - 160	5	2,23	1
32078	151 CSST	Quick-Acting CSST Cutter	E-4546	9.5 - 25.4	1	0,50	6

* Models for plastic tubing do not include spare cutting wheels

RIDGID® Quick-Acting plastic cutter models are equipped to easily convert to cut copper or other metallic tubing.

1. Remove spare copper cutting wheel from knob.
2. Reverse knob position so that the "Cu" notation is visible inside the knob.
3. Screw knob back on to handle.
4. Using the X-CEL Wheel Pin, you can quickly replace the existing plastic cutting wheel with the copper cutting wheel. You're now ready to cut copper, aluminum, and brass tubing.
5. When you wish to revert to plastic cutting, follow the same instructions but make sure to reposition knob so that "PE" and "PVC" notations are visible inside knob.

Tubing Cutter Replacement Wheels

Always use genuine RIDGID® Cutter Wheels. These wheels are precision-machined from high-grade steel and are engineered for long life and maximum cutting accuracy.

Tubing Cutters (Original Product)				Cutter Wheel Catalog No.																				Application/ Material													
Catalog No.	Model No.	Std. Pack	Blade Exp.*	10	15	15-SI	35S	65S	151 CSST	10S/15S/20S	20	30	30P	40	101/118	103/104/117	150L/205	150LS/205S	151	151-P	151-ML	66747	31642	31647	36597	36592	154	154-P	156	156-P	205	33055	96362/32950	59202/39957			
66772	E-545	6	6.5																				●													Multilayer	
33210	E-702	1	12.5																																		Heavy Wall PVC, ABS
33165	E-1240	12	4.0	▲	▲	▲			●																												Steel – SS
33200	E-1740	6	3.5												▲	▲	▲				▲			▲		▲										Soft Flexible Pipe	
74720	E-2155	6	7.0																		●			●		●										PE, PB, PP, Std. & Heavy Wall	
74730	E-2156	6	10.5										●																							PE, PB, PP, Std. & Heavy Wall	
74735	E-2157	6	12.5																																	PE, PB, PP, Std. & Heavy Wall	
33175	E-2191	6	7.5										▲		▲																				●	Steel Tubing	
33170	E-2558	6	5.5										●		●																						Aluminum & Copper
83235	E-2880	6	19.0																																	●	PE, PB, PP, Std. & Heavy Wall
33205	E-2990	6	2.5	▲	▲						▲																										Steel, Aluminum & Copper
33185	E-3469	12	3.5													●	●	●				●		●		●									●	Aluminum & Copper	
34695	E-3495	6	7.0																																		Aluminum
33190	E-4546	6	4.0						●									●	▲					▲		▲										▲	Steel – SS
33195	E-5272	6	7.0																			▲															PVC, ABS, Std. Wall
33180	E-5299	6	10.5											▲																							PVC, ABS, Std. Wall
33160	F-158	12	3.5	●	●						●																										Aluminum & Copper
88260	E-10279	6	4.5																																		Thin-Wall PVC
96397	E-1525	6	3.0				●																														Stainless Steel
33551	122SS	1	7.5																																	▲	Stainless Steel
29973	E-635	1	4.0					●	●																												Stainless Steel

● Denotes Cutter Wheels furnished with original product. ▲ Denotes alternate Cutter Wheel. * Blade Exposure = Wall Thickness in mm

PIPE/TUBE CUTTING & PREPARATION

Plastic & Multilayer Pipe Cutters



Model PC-1250



Model PC-1375 ML

Single Stroke Cutters

- For plastic (PVC, CPVC, PP, PEX, PE) and Multilayer tubing.
- Spring loaded handles for faster positioning. Single stroke, easy cut.
- PC-1250 features a reversible blade providing two times blade life. Is not suitable for cutting multilayer tubing.
- PC-1375 ML: durable aluminium construction for heavy-duty use. Easy attachable ML-adapter for improved multilayer cutting and instant re-rounding of tubing.

Catalog No.	Model No.	Description	Capacity (O.D.)	Weight		Std. Pack
			mm	lb.	kg	
23488	PC-1250	Single Stroke Tubing Cutter	3 - 42	½	0,22	6
26803	PCB-1250	PC-1250 Replacement Blade	—	⅛	0,05	1
23493	PC-1375 ML	Single Stroke Tubing Cutter*	3 - 35*	¾	0,34	6
25588	PCB-1375	PC-1375 Replacement Blade	—	⅛	0,05	1

* 3-25 mm when used with ML-adapter

(TOOLTIP) When using the PC-1375 ML for cutting multilayer tubing it is recommended to use the included Multilayer adapter for an easier cut and lesser deformation.

PIPE/TUBE CUTTING & PREPARATION

Ratchet Cutters with Ergonomic Grips

- Ergonomic grips on bottom handle are spaced at ½" increments to act as a quick pipe measuring scale.
- X-CEL® quick-change blade.
- "Burr-less" cutting operation provides a square cut.
- Intended materials: Plastic (PVC, CPVC, PP, PEX, PE, Rubber hose) and Multilayer tubing.
- 1435N and 1442N not suitable for multilayer tubing.



Catalog No.	Model No.	Description	Capacity (O.D.)	Weight		Std. Pack
			mm	lb.	kg	
23498	RC-1625	Ratchet Action Plastic Pipe & Tubing Cutter	3 - 42	1 3/16	0,52	1
27858	RCB-1625	RC-1625 Replacement Blade	—	1/8	0,03	1
30088	RC-2375	Ratchet Action Pipe & Tubing Cutter	12 - 63	1 7/8	0,90	1
30093	RCB-2375	RC-2375 Replacement Blade	—	1/4	0,10	1
26821	1435N	Ratchet Cutter	6 - 35	1 1/4	0,56	1
68616	1435N-B	1435N Replacement Blade	—	1/12	0,04	1
10191	1442N	Ratchet Cutter	3 - 42	1 5/8	0,74	1
42126	1442N-B	1442N Replacement Blade	—	1/8	0,06	1

PIPE/TUBE CUTTING & PREPARATION

NEW

P-TEC 3240



P-TEC 5000

Plastic Drain Pipe Cutter

The RIDGID® P-TEC Cutter is the first cutter of its kind that provides the hassle-free ability to execute a clean, fast, and straight cut on thin-wall (< 2,5 mm) plastic tube. This versatile cutter can be used on Polyethylene (PE), Polypropylene (PP), and Thin-Walled PVC tubes of two standard sizes: 32 and 40 mm OD – both sizes with the same tool. Also available is the P-TEC 5000 for cutting 50 mm plastic drain pipe. The P-TEC Cutter is another addition to the RIDGID Tubing tools family that brings tremendous value to any trade in which PVC / PP / PE pipe is used and installed.

Unique Features and Benefits

- Clean, Automatic Deburring – The cut produced by this cutter results in only a fine strand of plastic, as opposed to the fuzz created around the cut of a hacksaw. No need for a second tool to deburr, this cutter automatically deburrs in parallel to cutting action.
- Automatic Beveling – Allows for immediate, easy joining to other sink drain pieces.
- Fast Cut – On average six rotations to complete one cut, four times faster than a hacksaw.
- Straight Cut – Easy-view windows ensure a straight cut on the marked pipe every time.

Clean – Automatic deburring and beveling.

Fast – Cuts in six rotations or less – four times faster than a hacksaw.

Straight – Easy viewing window ensures a cut on the mark.

Open Bore Design – P-TEC 5000 features an open bore design which:

- Reduces required hand force for cutting pipe.
- Fully eliminates sliding on the pipe.
- Makes it possible to cut double-flanged 50 mm plastic drain pipe.



Catalog No.	Model No.	Description	Capacity (O.D.)	Weight		Std. Pack
			mm	lb.	kg	
37463	P-TEC 3240	Plastic Drain Pipe Cutter	32 & 40	0.44	0,2	1
40868	P-TEC 5000	Plastic Drain Pipe Cutter	50	0.44	0,2	1



CLEAN



FAST



STRAIGHT



Cut with a hacksaw (left) versus the P-TEC 3240 (right).

Reamers, Deburring Tools



Plastic Construction Inner-Outer Reamer

- Handy for quick, clean and easy I.D. reaming and O.D. beveling of ¼" (6 mm) to 1½" (40 mm) tube.
- Plastic construction with long-wearing alloy steel blades.
- Gives fast, professional reaming on copper, aluminum, brass and other types of tubing.

Catalog No.	Model No.	Capacity	Weight		Standard Pack
			lb.	g	
34965	127	6 mm to 40 mm	¼	113	1

223S Inner-Outer Reamer



Hardened Steel Construction Inner-Outer Reamer

- 46 cutting edges on interior cone allow for fast, clean, inner reaming and outer deburring/beveling of ½" (12 mm) to 2" (50 mm) copper and stainless steel tubing.
- Hardened steel construction.

Catalog No.	Model No.	Capacity	Weight		Standard Pack
			lb.	g	
29983	223S	6 mm to 36 mm Copper and Stainless Steel Tubing	¾	340	1
29993	227S	12 mm to 50 mm Copper and Stainless Steel Tubing	1¼	560	1

Deburring Tools

- Deburring Tool for plastic pipe and tubing.
- Made of high-grade steel with specially-designed, long-lasting cutting edges.
- Slip-resistant vinyl hand grip.
- Ideal for removing outside ridges and inside burrs on plastic pipe and tubing.



Catalog No.	Model No.	Description	Plastic Pipe Capacity	Standard Pack
			mm	
35155	72	Deburring Tool	12 - 40	6
64962	73	Deburring Tool	40 - 76	6
64967	74	Deburring Tool	100	6

Inner-Outer Copper Cleaning Brush

- Combines tube O.D. cleaning and fitting I.D. brush into one hand tool.
- High carbon steel brushes quickly clean ½" (12 mm) to ¾" (19 mm) nominal tube and fittings in preparation for soldering or brazing.
- Durable plastic construction designed for easy brush replacement.



Catalog No.	Model No.	Description	Weight		Standard Pack
			oz.	g	
34142	4100	I-O Copper Cleaning Brush	¾	90,7	1
34147	—	Replacement Brush Set	1½	45,3	1




PIPE/TUBE CUTTING & PREPARATION



Threading

- Dependable heavy duty machines for maximum up-time, superior quality threads and minimal threading time.
- Industry's widest selection of hand and power threading equipment.
- Manual "hammer" type chuck and "auto-chuck" models.







Type	No. of Models	Pipe Capacity*		Page
		in	mm	
Manual Ratchet Threaders				
Exposed Ratchet Threader Sets	6	1/8 - 2	6 - 50	4.3
Enclosed Ratchet Threader Sets	5	3/8 - 2	10 - 50	4.3
Ratchet and Handle Only	5	—	—	4.4
Three-way Pipe Threaders	3	1/2 - 1	12 - 25	4.4
Carrying Case	1	—	—	4.4
Hand Threader Die Heads	—	1/8 - 2	6 - 50	4.5
Manual Threader Pipe Dies	—	1/8 - 2	6 - 50	4.7
Manual Receding Threaders				
Manual Receding Threaders	4	1 - 2	12 - 50	4.8
Pipe Dies for Geared Receding Threaders	—	2 1/2 - 6	65 - 150	4.8
Power Threading w/ Geared Threaders	—	—	—	4.9
Receding Geared Threaders	3	2 1/2 - 6	65 - 150	4.10
Geared Threader Accessories	—	—	—	4.10
Pipe Dies	—	—	—	4.11
Accessories				
Cutting Oil	9	—	—	4.12
Oiler	4	—	—	4.12
Power Drives				
Model 600	6	1/8 - 1 1/4	6 - 32	4.13
Model 690	6	1/8 - 2	6 - 50	4.14
Model 700	4	1/8 - 2	6 - 50	4.15
Model 300	4	1/8 - 2	6 - 50	4.16
Threading Machines				
Model 300 Complete	4	1/8 - 2	6 - 50	4.17
Model 535A Threading Machine	8	1/8 - 2	6 - 50	4.18
Model 535 Threading Machine	8	1/8 - 2	6 - 50	4.20
Model 300 Compact Threading Machine	3	1/8 - 2	6 - 50	4.22
Machine Threader Stands	4	—	—	4.24
Optional Die Heads	11	1/8 - 2	6 - 50	4.25
Model 1233 Threading Machine	3	1/4 - 3	8 - 80	4.26
Die Heads for 1233	9	2 1/2 - 3	65 - 80	4.27
Model 1224 Threading Machine	3	1/4 - 4	8 - 100	4.28
Die Heads for 1224	7	1/4 - 4	8 - 100	4.29
Pipe Dies for Machine Die Heads	—	1/8 - 2	6 - 50	4.30
Nipple Chucks/Adapters	—	—	—	4.33

* Pipe capacity = maximum nominal diameter of steel pipe

THREADING

Threader Selection

Pipe Threads (inches)				Bolt Threads				Model	Page No.
NPT	BSPT	NPSM	BSPP	ISO/Metric	UNC/UNF	ACME			
-	-	-	-	-	¼ - 1	-	 Manual Ratchet Threaders	00-RB	4.4
½ - 2	½ - 2	½ - 1¼	¾ - 1¼	20 - 40*	-	-		11-R	4.3
½ - 2	½ - 2	½ - 2	¼ - 2	-	-	-		12-R	4.3
½ - 1	½ - 1	½ - 1	½ - 1	-	-	-		31-A Series**	4.4
1 - 2	1 - 2	-	-	-	-	-	 Receding Threaders	65-R	4.8
2½ - 4	2½ - 4	-	-	-	-	-		141	4.10
4 - 6	4 - 6	-	-	-	-	-		161	4.10
½ - 1¼	½ - 1¼	½ - 1¼	¾ - 1	20 - 40*	-	-	 Power Drives	600	4.13
½ - 2	½ - 2	½ - 2	¼ - 2	20 - 40*	-	-		690	4.14
½ - 2	½ - 2	½ - 2	¼ - 2	-	¼ - 1	-		700	4.15
½ - 2	½ - 2	½ - 2	¼ - 2	-	¼ - 2	¾ - 1¾		300	4.16
½ - 2	½ - 2	½ - 2	¼ - 2	6 - 52	¼ - 2	¾ - 1¾	 Threading Machines	300 Complete	4.17
½ - 2	½ - 2	½ - 2	¼ - 2	8 - 52	⅝ - 2	⅝ - 2		535-A	4.18
½ - 2	½ - 2	½ - 2	¼ - 2	6 - 52	¼ - 2	¾ - 1¾		535	4.20
½ - 2	½ - 2	½ - 2	¼ - 2	6 - 52	¼ - 2	¾ - 1¾		300 Compact	4.22
½ - 3	½ - 3	½ - 3	½ - 3	6 - 52	¼ - 2	¾ - 1¾		1233	4.26
¼ - 4	¼ - 4	½ - 2	¼ - 2	6 - 52	¼ - 2	¾ - 1¾		1224	4.28

*ISO conduit

** Standard configuration but can use any 12-R dies.



Manual Ratchet Threaders

All matched Threader/Sets include Die Heads, Ratchet Assembly, Ratchet Handle and Alloy Dies. All Threader Sets use same 12-R Dies in Die Head.



Catalog No.			Model No.	Capacity	Weight	
NPT	BSPT	NPSM		in.	lb.	kg
36480	—	—	12-R	½ - 1¼	23¾	10,8
36475	65255	36510	12-R	½ - 2	34¾	15,8
36505	65285	—	12-R	½ - 2	45½	20,7

Exposed Ratchet Threader Sets

- Model 12-R: Capacity ½" - 2" with carrying case.



Catalog No.	Model No.	Description	Dies	Weight	
				lb.	kg
13073	11-R	¾ - 1¼" RH Threader & Plastic Case	BSPT	24¼	11
13078	11-R	¾ - 2" RH Threader & Plastic Case	BSPT	33	15
13083	11-R	½ - 1¼" RH Threader & Plastic Case	BSPT	22	10
13088	11-R	½ - 2" RH Threader & Plastic Case	BSPT	31¼	14,2
13093	11-R	¾ - 2" LH-RH Threader & Plastic Case	BSPT	61½	28

Enclosed Ratchet Threader Sets

- Model 11-R capacity: ½" - 2"




See page 4.12

For die heads, see page 4.5 - 4.6
For pipe and bolt dies, see page 4.7

THREADING

Manual Ratchet Threaders



Ratchet & Handle Only

Ratchet knob indicates forward and reverse. Die heads snap in from both sides and lock in place.

Catalog No.	Model No.	Description
38540	00-RB	Ratchet & Handle Only
38540	00-R	
37777	11-R	
38550	111-R	
30118	12-R	



Three-Way Pipe Threaders

Each model cuts three thread sizes and uses 12-R ratchet threader dies.

Model No.	RH Alloy	RH High Speed	RH High Speed for Stainless Steel	Capacity in.	Weight	
					lb.	kg
31-A NPT	36540	36550	36555	1/2, 3/4, 1	10	4,6
31-A BSPT	65320	-	-	1/2, 3/4, 1	10	4,6
31-A NPSM	36560	-	-	1/2, 3/4, 1	10	4,6



Carrying Case

- Helps keep die sets organized.

Catalog No.	Description	Thread Type	Length x Width x Height (in.)	Weight	
				lb.	kg
21218	Plastic Case (does not contain die heads)	12-R 11-R	25 x 5 x 14	6	2,5



Die Heads

Manual Threaders – Models 00-R, 12-R, 11-R & 00-RB



North American Standards

	Catalog No.									
	Nominal Pipe Size (in.)									
	1/8	1/4	3/8	1/2	3/4	1	1 1/4	1 1/2	2	
Model No. 00-R										
(NPT)										
Alloy RH	36875	36880	36885	36890	36895	36900	–	–	–	
High-Speed RH	36935	36940	36945	36950	36955	36960	–	–	–	
High-Speed for Stainless Steel RH	36965	36970	36975	36980	36985	36990	–	–	–	
(NPSM)										
Alloy RH	36995	37000	37005	37010	37015	37020	–	–	–	
API High-Speed	–	–	83435	68775	68780	–	–	–	–	
Model No. 12-R										
(NPT)										
Alloy RH	37375	37380	37385	37390	37395	37400	37405	37410	37415	
High-Speed LH	–	–	–	37435	37440	37445	37450	37455	37460	
High-Speed RH	37465	37470	37475	37480	37485	37490	37495	37500	37505	
High-Speed for Stainless Steel RH	37510	37515	37520	37525	37530	37535	37540	37545	37550	
High-Speed for PVC RH	–	83450	83455	83460	83465	83470	83475	83480	83485	
High-Speed for Plastic Coated Pipe	–	–	–	51857	51862	51867	51872	51877	51882	
Alloy for IMC RH	–	–	–	92690	92695	92700	92705	92710	92715	
(NPSM)										
Alloy RH	37555	37560	37565	37570	37575	37580	37585	37590	37595	
Model No. 11-R										
(NPT)										
Alloy RH	37025	37030	37035	37040	37045	37050	37055	20923	20943	
High-Speed RH	37095	37100	37105	37110	37115	37120	37125	20928	20948	
High-Speed for Stainless Steel RH	37130	37135	37140	37145	37150	37155	37160	20933	20953	
(NPSM)										
Alloy RH	37165	37170	37175	37180	37185	37190	37195	20938	20958	
	1/4	5/16	3/8	7/16	1/2	9/16	5/8	3/4	7/8	1
Model No. 00-RB										
	20 TPI	18 TPI	16 TPI	14 TPI	13 TPI	12 TPI	11 TPI	10 TPI	9 TPI	8 TPI
(UNC)										
Alloy RH	37610	37615	37620	37625	37630	37635	37640	37645	37650	37655
Alloy LH	–	–	–	37675	–	–	–	37695	–	–
(UNF)										
	28 TPI	24 TPI	24 TPI	20 TPI	20 TPI	18 TPI	18 TPI	16 TPI	14 TPI	14 TPI
Alloy RH	37710	37715	37720	37725	37730	37735	37740	37745	–	37755
Alloy LH	–	–	–	37775	37780	37785	37790	37795	37800	37805

Unless highlighted, all die heads come complete with selected dies and are set at the factory.
 ■ Highlighted die heads require assembly with supplied dies.
 All matched threader/sets include die heads, ratchet assembly, ratchet handle and specified dies.



See page 4.12



For 418 Oiler, see page 4.12

THREADING

Die Heads

Ratchet Threaders – Models 00-R, 12-R, 11-R



British & International Standards

	Catalog No.								
	Nominal Pipe Size (in.)								
	1/8	1/4	3/8	1/2	3/4	1	1 1/4	1 1/2	2
Model No. 00-R									
(BSPT)									
Alloy RH	65705	65710	65715	65720	65725	65730	–	–	–
High-Speed RH	65765	65770	65775	65780	65785	65790	–	–	–
Model No. 12-R									
(BSPT)									
Alloy RH	65950	65955	65960	65965	65970	65975	65980	65985	65990
High-Speed RH	–	–	–	66040	66045	66050	66055	66060	66065
Plastic Coated (BSPP)	–	–	–	83677	83682	83687	83692	83697	83702
Alloy RH	–	49932	49937	49942	49947	49952	–	49962	49967
Model No. 11-R									
(BSPT)									
Alloy RH	65550	65555	65560	65565	65570	65575	65580	12553	12558
High-Speed RH	–	–	65620	65625	65630	65635	65640	–	–
High-Speed LH	13028	13033	13038	13043	13048	13053	13058	13063	13068
(BSPP)									
Alloy RH	–	–	65680	65685	65690	65695	65700	–	–

British & International Standards

	Catalog No.			
	Nominal Pipe Size (mm)			
	20 mm	25 mm	32 mm	40 mm
Model No. 11-R				
(ISO) Alloy RH	75005	75010	75015	75020

All Die Heads complete come with selected dies and are set at the factory.

■ Highlighted die heads require assembly with supplied dies.

All matched Threader/Sets include Die Heads, Ratchet Assembly, Ratchet Handle and Specified Dies.



Pipe Dies

Models 00-R, 11-R, 12-R, O-R, Ratchet Threaders or 30A, 31A 3-Way Pipe Threaders



Die Material or Type	Catalog No.								
	Nominal Pipe Size – Threads Per Inch								
	1/8 - 27	1/4 - 18	3/8 - 18	1/2 - 14	3/4 - 14	1 - 11½	1¼ - 11½	1½ - 11½	2 - 11½
(NPT) National Pipe Taper									
Alloy RH	37810	37815	37820	37825	37830	37835	37840	37845	37850
High-Speed RH	37855	37860	37865	37870	37875	37880	37885	37890	37895
High-Speed LH	–	38050	38055	38060	38065	38070	38075	38080	38085
H.S. For Stainless Steel RH	37900	37905	37910	37915	37920	37925	37930	37935	37940
H.S. For PVC RH	–	–	70685	70690	70695	70700	70705	70710	70715
HS Reversible RH*	–	–	–	49707	49712	49717	49722	49727	–
(NPSM) National Pipe Straight Mechanical									
Alloy RH	37945	37950	37955	37960	37965	37970	37975	37980	37985
(BSPT) British Standard Pipe Taper**									
	1/8 - 28	1/4 - 19	3/8 - 19	1/2 - 14	3/4 - 14	1 - 11	1¼ - 11	1½ - 11	2 - 11
Alloy RH	66110	66115	66120	66125	66130	66135	66140	66145	66150
High-Speed RH	66310	66315	66320	66325	66330	66335	66340	66345	66350
High-Speed LH	66405	66410	66415	66420	66425	66430	66435	–	66445
* HS Reversible RH	–	–	56337	56342	56347	56352	–	–	56367
High Speed for Plastic Coated	–	–	–	92482	92477	92487	92492	92497	92542

* Dies can be reversed in die head for close to wall threading.
 ** Requires British Die Head.

ISO International Standards Organization	Nominal Conduit Size in mm – Thread Pitch in mm			
	20 - 1,5	25 - 1,52	32 - 1,5	40 - 1,5
Alloy RH	85830	76305	85835	76315

Requires 11-R ISO Die Head, see page 4.6

BEC British Electrical Conduit (1)	Nominal Conduit Size – Threads Per Inch				
	1/2 - 18	5/8 - 8	3/4 - 16	1 - 16	1¼ - 16
Alloy RH	66155	66160	66165	66170	66175

Requires 11-R BEC Die Head




See page 4.12



For 418 Oiler, see page 4.12

THREADING

Manual Receding Threaders



Model 65R-TC

- Threads 1" - 2" pipe.
- True centering workholder.
- Jam-proof.
- Right-hand only.

Catalog No.	Model No.	Description	Capacity Nominal Pipe Size		Weight	
			in.	lb.	kg	
36570	65R-TC	NPT with 1 Set High-Speed Dies	1 - 2	27	12,3	
65345	65R-TC	BSPT with 1 Set High-Speed Dies	1 - 2	27	12,3	
96720	—	Metal Carrying Case for 65R Series Threaders	—	8	3,7	



Model 65R-C

- Threads 1" - 2" pipe.
- Jam-proof drive pawl.
- Cam workholder sets instantly.
- Right-hand only.

Catalog No.	Model No.	Description	Capacity Nominal Pipe Size		Weight	
			in.	lb.	kg	
36565	65R-C	NPT with 1 Set High-Speed Dies	1 - 2	25	11,4	
65340	65R-C	BSPT with 1 Set High-Speed Dies	1 - 2	25	11,4	
96720	—	Metal Carrying Case for 65R Series Threaders	—	8	3,7	

Receding Threaders Pipe Dies for Models 65R-C & 65R-TC Ratchet Threaders

Die Material or Type	Catalog No.	
	(NPT) National Pipe Taper	(BSPT) British Std. Pipe Taper
	1" Thru 2" - 11½ TPI	1" Thru 2" - 11 TPI
High-Speed RH	38100	66450*
H.S. For Stainless Steel RH	38105	—
H.S. For Cast Iron RH	38110	—

* Requires BSPT Threader

Pipe Dies for Model 4PJ Geared Pipe Threaders

Die Material or Type	Catalog No.							
	(NPT) National Pipe Taper Nominal Pipe Size - Threads Per Inch				(NPSM) National Pipe* Nominal Pipe Size - Threads Per Inch			
	2½ - 8	3 - 8	3½ - 8	4 - 8	2½ - 8	3 - 8	3½ - 8	4 - 8
High-Speed RH	38220	38225	38230	38235	46732	46737	46742	46747
H.S. For Cast Iron RH	38240	38245	38250	38255	—	—	—	—

* Requires NPSM Threader


Die Material or Type	Catalog No.			
	(BSPT) British Standard Pipe Taper Nominal Pipe Size - Threads Per Inch			
	2½ - 11	3 - 11	3½ - 11	4 - 11
High-Speed RH	66535*	66540*	—	66550*

* Requires BSPT Threader



Geared Threader Configurations

Power Threading with Model 141 and 161 Geared Threaders



300 Front-Mount



535 Rear-Mount

300 Power Drive Front-Mount

Application for 141 and 161 Geared Threader requires:

- 1206 Stand (pg. 4.17)
- Pipe Support (pg. 2.5)
- 418 Oiler (pg. 4.12)
- 844 Drive Bar (pg. 4.10)
- 758 Loop – for 141 (pg. 4.10)
- 346 Support Arms – for 161 (pg. 4.10)

300 Power Drive Rear-Mount

Application for 141 and 161 Geared Threader requires:

- 1206 Stand (pg. 4.17)
- 460 TRISTAND (pg. 2.2)
- 418 Oiler (pg. 4.12)
- 840A Universal Drive Shaft (pg. 4.10)

535 Threading Machine Front-Mount

(pg. 4.21)

535 Threading Machine Rear-Mount (manual chuck only)

Application for 141 and 161 Geared Threader requires:

- 460 TRISTAND (pg. 2.2)
- 418 Oiler (pg. 4.12)
- 840A Universal Drive Shaft (pg. 4.10)

300 Compact Threading Machine Front-Mount

Application for 141 Geared Threader requires:

- 343 Kit (pg. 4.10)

1233 Threading Machine Front-Mount

Application for 141 Geared Threader requires:

- 343 Kit (pg. 4.10)

1224 Threading Machine Rear-Mount

Application for 161 Geared Threader requires:

- 840A Universal Drive Shaft (pg.4.10)
- 460 TRISTAND (pg. 2.2)
- 418 Oiler (pg. 4.12)



See page 4.12

THREADING

Receding Geared Threaders



Models 141/161

- Model 141 threads 2½", 3", 3½", 4" pipe with one set of dies.
- Model 161 threads 4", 4½", 5", 6" pipe with one set of dies. (NPT only)
- Jaw clutch prevents jamming.
- Simple adjustment for tapered or straight threads.
- Cam-type workholder sets instantly.
- Fully enclosed gearing.
- Right-hand only.

Catalog No.	Model No.	Description	Capacity Nominal Pipe Size	Weight	
			in.	lb.	kg
36620	141	NPT with 1 Set High-Speed Dies	2½ - 4	88	40
65380	141	BSPT with 1 Set High-Speed Dies	2½ - 4	88	40
36630	161	NPT with 1 Set High-Speed Dies	4 - 6	141	64
39380	D-1440	Ratchet and Handle	—	9½	4,3
96725	—	Metal Carrying Case for 141 Geared Threaders	—	17	7,7
41620	—	Gearhead Motor Grease	—	1	0,5

Geared Threader Accessories



Model 840A Universal Drive Shaft

A telescoping (104 - 127 cm) drive shaft for operation of Nos. 141 and 161 geared threaders with threading machines.

Geared Threader Operation

The Nos. 141 and 161 geared threaders, in conjunction with these accessories, allow power drives and threading machines to thread up to 4" and 6" pipe. See page 4.9



Model 46 Pipe Support



Model 346 Support Arms



No. 758 Loop



Model 844 Drive Bar

Catalog No.	Model No.	Description	Weight	
			lb.	kg
42505	46	Adjustable Pipe Support (page 2.5)	23	10,4
61122	840A	Universal Drive Shaft	26	11,8
19366	758	Loop (141 with 300 Power Drive)	1¼	0,6
40005	346	Support Arms (161 with 300 Power Drive)	10½	4,8
42405	844	Drive Bar (300, 535M & old style)	5¾	2,6
42415	768	Drive Link Assembly (535, 535M & old style)	2½	1,1
54587	343	Kit 343 on 300 Compact and 1233 Threading Machine (drive bar included)	9	4,1
97882*	—	Kit 141 on 535 Auto Chuck with High-Clearance Carriage	12	5,4
16723**	—	Kit 141 on 535 Manual Chuck with High-Clearance Carriage	12	5,4

* Kits include all accessories necessary for threading with a 141 mounted on a 535 with a high-clearance carriage.

** Drive bar 844 not included.



Pipe Dies

Model 141 Geared Pipe Threaders

Die Material or Type	Catalog No.		
	(NPT) National Pipe Taper	(BSPT) British Std. Pipe Taper	Beveling Dies
	2½" Thru 4" - 8 TPI	2½" Thru 4" - 11 TPI	2½" Thru 4"
High-Speed RH	38120	66625*	–
H.S. For Stainless Steel RH	70640	70645*	–
H.S. For Cast Iron RH	38125	–	–
H.S. For PVC RH	38130	–	–
H.S. 37½° Bevel	–	–	38140

(NPSM) National Pipe Straight Mechanical – Use (NPT) Dies and Rotate Threader Guide Post 180°
 (BSPP) British Standard Pipe Parallel – Use (BSPT) Dies and Rotate Threader Guide Post 180°
 * Requires BSPT Threader

Model 161 Geared Pipe Threaders

Die Material or Type	Catalog No.	
	(NPT) National Pipe Taper	(BSPT) British Std. Pipe Taper
	4" Thru 6" - 8 TPI	4" Thru 6" - 11 TPI
High-Speed RH	38155	66620*
H.S. For Stainless Steel RH	70655	–

(NPSM) National Pipe Straight Mechanical – Use (NPT) Dies and Rotate Threader Guide Post 180°
 (BSPP) British Standard Pipe Parallel – Use (BSPT) Dies and Rotate Threader Guide Post 180°
 * Requires BSPT Threader



See page 4.12

THREADING

Cutting Oil



Thread Cutting Oil

- Cools threads and pipe during operation.
- Speeds metal removal.
- Improves thread quality.
- Reduces threading torque.

RIDGID thread cutting oils are free of chlorine and other halogens, PCBs and heavy metals. Complete material safety data sheet available.

Catalog No.	Container Size	Weight		Std. Pack
		lb.	kg	
11931	5 Litres	51	23,2	4
11531	25 Litres	51½	23,5	1
18251	240 Litres (48 x 5 L)	573	260	48
16681	480 Litres (96 x 5 L)	1,228	557	96
15681	600 ml Spray	9¼	4,2	12
11091	5 Litres Synthetic	51	23,2	4
11441	5 Litres Synthetic (Denmark only)	51	23,2	4
19611	500 ml Synthetic Spray	14	6,4	12
41620	500.0 gram Gearhead Motor Grease	–	–	1

Oiler



Model 418 Oiler

The Model 418 hand-held oiler is sturdier than ever before. The 418's pump assembly and heavy-duty reservoir are designed to increase productivity.

Pump Assembly

- 50% more oil per stroke than other hand-held oilers for longer die life.
- An ergonomic two-finger trigger design that reduces user fatigue.
- Die cast, heavy-duty body with swivel nozzle with no exposed parts for longer life.

Heavy Duty Reservoir

- The Model 418 oiler features a patent pending fastenerless twist and lock drip pan that easily locks in place.
- The material withstands abrasion, is lighter than metal and does not rust.
- The reservoir will not crack or leak.
- Material is so strong that under normal use, no dents will form on impact or shape changes will occur over time. As a result, the drip pan will fit squarely on the reservoir time after time.
- Integral molded body eliminates leaks at the hose-reservoir connection.
- Convenient anti-slip grip design with integral hook for easy hanging.
- Dimensions: Chip pan diameter 362 mm; Depth 212 mm; Hose length 1,4 m.

Catalog No.	Model No.	Description	Weight	
			lb.	kg
73442	418	Oiler with 5 Litres of Thread Cutting Oil	20½	9,4
72342	402	Utility Oiler (Consists of Pump, Hose, and Attachments to screw onto 1-Gallon Oil Can. Oil Can and Oil not included)	2½	1,2
72332	#4	Hand-operated oiler only	1¼	0,5
72327	#4	Hand-operated oiler with 54" hose and hose fittings	2¼	1,0

Hand-Held Power Drives



Model 600 Power Drive

- A hand-held, powerful, portable power drive.
- Features a reversible 115 V or 230 V universal motor.
- Capacity 1/8 - 1 1/4" (6 - 32 mm) pipe. Designed for RIDGID 11-R die heads.
- Ideal for on-site applications such as gas line pipe installation.

Technical Specifications

- Motor: Universal 1.020 Watt, 230 or 115 V, 50/60 Hz.
- Switch: Heavy-duty paddle-type switch with safety lock off switch. Separate FORWARD/ REVERSE switch.
- Gear Housing: Die Cast Aluminium.
- Gear Head: Spur and worm gear reduction drive.
- Body & Handle: Durable heavy-duty fiberglass reinforced plastic.
- Spindle Speed: 32 RPM (No load).
- Capacity: 1/8 - 1 1/4" (6 - 32 mm) pipe.
- Die Heads Included: 1/2, 3/4, 1, 1 1/4 (Type 11-R).
- Includes Model 601 support arm.
- Weight: 12 1/2 lbs. (5 1/2 kg) power drive only.
- Length: 20 in. (51 cm).



Model 601 Support Arm
(Standard Equipment)

Catalog No.	Model No.	Description	Dies	Weight	
				lb.	kg
13621	600	230 V Machine Only	—	12 1/2	5,5
13631	600	115 V Machine Only	—	12 1/2	5,5
14151	600	230 V Machine Only (Switzerland Only)	—	12 1/2	5,5
13571	600-C	230 V 1/2 - 1 1/4" with Support Arm and Carrying Case	BSPT	32	14,5
14171	600-C	230 V 1/2 - 1 1/4" with Support Arm and Carrying Case (Switzerland Only)	BSPT	32	14,5
13661	600-C	115 V 1/2 - 1 1/4" with Support Arm and Carrying Case	BSPT	32	14,5
Accessories					
73442	418	Oiler with 5 litres of Thread Cutting Fluid		20 1/2	9,4
34497	601	Support Arm		3	1,36
13793	—	Metal Carrying Case		—	—



For 11-R Die Heads, see page 4.5 - 4.6
For Dies, see page 4.7

THREADING



Model 690 Power Drive

The model 690 Power Drive is a lightweight and powerful hand-held power drive. It is designed for threading 1/4" - 2" (6 - 50 mm) pipe with the use of 11-R Die Heads. The model 690 is equipped with a full set of 11-R Die Heads, 1/2" - 2", the 691 Support Arm and a durable Carrying Case. The model 690 Power Drive is the perfect lightweight and portable power drive for maintenance and repair workers, as well as service plumbers requiring 2" pipe capacity.



Model 690 with Support Arm, Die Heads and Carrying Case

- Capacity: 1/8" - 2" (6 - 50 mm) pipe.
- Weight: 19 lbs. (8,6 kg), Power Drive only.
- Length: 24 in. (61 cm).
- Motor: Universal 1.020 Watt, 230 or 115 V, 50/60 Hz.
- Switch: Heavy-duty paddle switch with safety lock-off device (automatically locks off when released). Separate FORWARD/RELEASE switch.
- Gear Head: Spur gear reduction/face gear drive. All shafts, ball and needle bearing mounted. Permanently lubricated gear housing.
- Gear Housing: Die cast aluminium.
- Body & Handle: Durable, heavy-duty, fiberglass-reinforced, industrial plastic.
- Spindle Speed: 32 RPM (No load).
- Die Heads included: 1/2", 3/4", 1", 1 1/4", 1 1/2", 2" (type 11-R).
- Includes Support Arm: Model 691.
- Die Head Adapter: Used with 1/8" through 1 1/4" die heads.
- Carrying Case.
- Weight: 8,5 kg (machine only).



Model 690 with Support Arm

Catalog No.	Model No.	Description	Dies	Weight	
				lb.	kg
51992	690	230 V Machine Only	-	18 3/4	8,5
51987	690	115 V Machine Only	-	18 3/4	8,5
51997	690	230 V Machine Only (Switzerland Only)	-	18 3/4	8,5
41732	690-C	230 V 1/2" - 2" with Support Arm and Carrying Case	BSPT	55	25,0
41737	690-C	230 V 1/2" - 2" with Support Arm and Carrying Case (Switzerland Only)	BSPT	55	25,0
41967	690-C	115 V 1/2" - 2" with Support Arm and Carrying Case	BSPT	55	25,0
Accessories					
73442	418	Oiler with 5 litres of Thread Cutting Fluid		21 1/2	9,8
43292	691	Support Arm for 690		4 3/8	2,0
13788	-	Metal Carrying Case for 690		13 3/4	6,0
39187	-	Ratchet Ring		1 1/8	0,5

For 11-R Die Heads, see page 4.5 - 4.6
For Dies, see page 4.7



See page 4.12





Model 700 Power Drive


- Heavy-duty hand-held power drive.
- Features reversible 1.100 W, 115 V or 230 V universal motor.
- Capacity 1/8" - 2" (6 - 50 mm) pipe, 1/4" - 1" (8 - 25 mm) bolt with OO-RB die heads. Designed for RIDGID No. 12-R die heads. Other RIDGID die heads (OO-R, OO-RB, 11-R) using adapters. Also used with 258/258XL pipe cutters.

Technical Specifications

- Motor: Universal, 1.100 W, 115 V or 230 V 50/60 Hz.
- Switch: Double-throw reversible.
- Gear Head: Spur gear reduction face gear drive. Spring-loaded adapter pawls. Hardened steel spindle gear.
- Body: Cast aluminum.
- Spindle Speed: 26 - 30 RPM (no load).
- Capacity: 1/8" - 2" Pipe (6 - 50 mm). 1/4" - 1" (8 - 25 mm) Bolt (using OO-RB Die Heads).
- Weight: 25 lbs. (11 kg) Power Drive only.
- Length: 28 1/4" (71,7 cm).



Optional Carrying Case



Catalog No.	Model No.	Description	Dies	Weight	
				lb.	kg
46832	700	115 V, 25 - 60 Hz	BSPT	30 3/4	14
12651	700	230 V, 25 - 60 Hz Double Insulated	BSPT	30 3/4	14
16251	700-C	115 V, 25 - 60 Hz 1/2" - 2" BSPT	BSPT	81 1/2	37
16241	700-C	230 V, 25 - 60 Hz 1/2" - 2" BSPT	BSPT	81 1/2	37
Accessories					
42600	770	Adapter for OO-R and OO-RB		4 3/8	2
42605	771	Adapter for O-R		4 3/8	2
42610	772	Adapter for 11-R and R-200 (1/8" - 1 1/4")		4 3/8	2
42615	773	Adapter for 111-R		2 3/16	1
42620	774	Square Drive Adapter - (1 5/16") 24 mm for 141 Geared Threader		4 3/8	2
42625	775	Support Arm for No. 700		11	5
42950	B-171-X	Metal Carrying Case for No. 700 and Accessories		28 3/4	13

700-C includes 12-R die heads (1/8" - 2"), carrying case and No. 775 support arm.


(TOOLTIP) Use the model 775 Support Arm to help resist torques developed when threading pipe 1" in diameter and larger.



See page 4.12

THREADING

Model 300 Power Drive



Model 300 Power Drive Only

- RIDGID speed chuck.
- Universal, 1,5 kW reversible motor, single phase.
- Capacity: 1/8" - 2" (6 - 50 mm) pipe, 2 1/2" - 4" (65 - 100 mm) with 141, and 4 - 6" (100 - 150 mm) with 161 Geared Threaders; 1/4" - 2" (6 - 52 mm) rod.
- Recessed On/Off/Reverse switch.
- Ideal for use with RIDGID roll groovers, see page 5.1.
- Convert a 300 Power Drive to a portable threading machine, see page 4.17.

Technical Specifications

- Motor: Universal, 1,5 kW reversible motor, single phase, 230 V or 115 V, 50/60 Hz.
- Switch: Heavy-duty FOR/OFF/REV and Integral Foot Switch.
- Chuck: RIDGID speed chuck with replaceable rocker-action jaws.
- Spindle Speed: 38 RPM.
- Rear Centering Device: Cam-action turns with chuck.
- Support Bar: Heavy-duty (2).

Catalog No.	Model No.	Motor	Capacity	Speed RPM	Weight	
			in.		lb.	kg
60082	300	230 V, 25 - 60 Hz Universal	1/8" - 2"	38	96	43,5
60077	300	115 V, 25 - 60 Hz Universal	1/8" - 2"	38	96	43,5
10031	300A	230 V, 25 - 60 Hz Universal	1/8" - 2"	38	95	43
10041	300A	115 V, 25 - 60 Hz Universal	1/8" - 2"	38	95	43
Accessories						
42360	1206	Stand for 300 Power Drive			31	14,1
42575	32	Transporter (for Power Drives and TRISTAND Vises)			14 1/4	6,5
68815	311	Carriage with No. 312 Lever			15	6,8
42385	312	Carriage Feed Lever			3	1,4
42365	341	Reamer for No. 311 Carriage with Lever			7	3,2
73442	418	Oiler with 5 Litres of Thread Cutting Oil			21 1/2	9,8
42370	360	Cutter for No. 311 Carriage			8 1/2	3,9
97070	811A	Universal BSPT Q.O. Die Head Only, Right-Hand Only			12 1/2	5,7
97080	815A	Self-Opening BSPT Die Head Only, Right-Hand Only			13 1/2	6,1
68160	819	Nipple Chuck Complete, 1/2" - 2" BSPT (15 - 50 mm)			101 1/2	4,8
22638	1452	Clip-On Tool Tray			6	2,7
44715	E1666X	Jaw Insert Set			1/2	0,2
97365	-	Jaw Inserts for Coated Pipe			1/2	0,2
46660	E-863	LH/RH Reamer Cone			7	3,2
41620	-	Gearhead Motor Grease			1	0,5




Model 300 Power Drive Complete



Standard Equipment

- Model 300 Power Drive with footswitch.
- Model 811A or 815A universal die head.
- 1/2 - 3/4" universal alloy die set.
- 1 - 2" universal alloy die set.
- Model 360 Cutter: Capacity: 1/8 - 2" (6 - 50 mm) pipe, 1/4 - 7/8" (8 - 22 mm) rod with F-3 wheel, 5/16 - 1" (8 - 25 mm) with E-1032 cutter wheel.
- Model 341 Reamer: Positive-locking, 5-flute cone, right-hand 1/8 - 2" (6 - 50 mm). Special E863 RH/LH combination reamer cone available.
- Model 311 Carriage with lever.
- Model 1206 Stand.
- Oiler Model 418 or Oil Pan Assembly Model 330.



Catalog No.	Model No.	Motor	Oiler	Pipe Threading Capacity		Speed RPM	Die Head		Weight	
				in.			Quick Opening 811A	Automatic Opening 815A	lb.	kg
12891	300C	115 V, 25 - 60 Hz Universal, Manual Oiling	418	1/8 - 2		38	•	—	187	85
12881	300CA	230 V, 25 - 60 Hz Universal, Manual Oiling	418	1/8 - 2		38	—	•	185	84
13181	300AC	115 V, 25 - 60 Hz Universal, Automatic Oiling	330	1/8 - 2		38	•	—	209 1/2	95
13191	300AAC	230 V, 25 - 60 Hz Universal, Automatic Oiling	330	1/8 - 2		38	—	•	209 1/2	95



See page 4.12



For Die Heads, see page 4.16
For Dies, see page 4.30 - 4.32

THREADING

Model 535A Automatic Threading Machine



535A with optional 200A Machine Stand

Standard Equipment: machine only:

- Cutter: Model 820
- Reamer: Model 341
- Oil: 5 l Thread cutting fluid
- Spare E-1032 cutter wheel
- 2 hex wrenches (5/32", 3/16")

Machine Complete: machine only, plus:

- Die head: Model 811-A or 815-A
- Dies: 1/2 - 3/4" BSPT Alloy, 1 - 2" BSPT Alloy (Universal)
1/2 - 3/4" BSPT HS, 1" - 2" BSPT HS (Induction)

Capacities

- Pipe: 1/8 - 2" (6 - 50 mm) 2 1/2 - 4" (65 - 100 mm) with 141 geared threader.
- Bolt: 1/4 - 2" (8 - 52 mm).

The Model 535A maintains the ruggedness of the industry workhorse while adding features that make the threading operation more productive. A large chip tray and oil reservoir make the Model 535A ideal for longer uninterrupted threading. The Model 535A features a high clearance carriage that makes the threading operation easier and a generous top cover area that is ideal for keeping tools and work related materials handy. The Model 535A is designed around maximum uptime with the upgrades that matter most to the pipe working professional. Users also benefit from the part commonality between the manual Model 535, the Model 535A Automatic and other RIDGID equipment.

Features

- Automatic chuck.
- Spindle speed: 36 (Universal) or Electrically switched 35/70 (3 phase).
- Large 6,6 l oil reservoir.
- Large chip tray.
- Generous top cover area for keeping tools and fittings handy.
- High clearance carriage.
- Can be used with geared threader Model 141.
- Uses Model 815A self opening or Model 811A quick-opening die heads.
- Length gauge for quick, accurate cut-off.

Technical Specifications

- Motor: Choice of Universal (1,5 kW) or Three Phase Induction Motors (1,35/1,7 kW).
- Switches: FOR/OFF/REV and Integral safety foot switch.
- Chuck: automatic with four reversible forged jaws.
- Rear Centering Device: automatic, centering only.
- Cutters: self-centering, full-floating. Two models available:
 - One Standard. Model 820 Wheel-Type Cutter, pipe capacity 1/8 - 2" (6 - 50 mm), bolt capacity 1/4 - 1" (8 - 25 mm).
 - Two Optional. Model 821 Blade-Type cutter, pipe capacity 1/2 - 2" (15 - 50 mm). See ordering chart.
- Spindle speed: 36 (Universal) or Electrically switched 35/70 (3 phase).
- Reamer: 5-flute cone, RH, 1/8 - 2" (6 - 50 mm).
- Oil Pump: self-priming gerotor oil pump.
- RH/LH combination reamer available.



Catalog No.	Model No.	Motor	Pipe Threading Capacity	Speed RPM	Die Head		Weight	
			in.		Quick Opening 811A	Automatic Opening 815A	lb.	kg
96067	535 Automatic Chuck Only	230 V, 25 - 60 Hz Universal	1/8" - 2"	36	-	-	255 3/4	116
96072	535 Automatic Chuck Only	115 V, 25 - 60 Hz Universal	1/8" - 2"	36	-	-	255 3/4	116
96057	535 Automatic Chuck Only	400 V, 50 Hz 3 Phase Induction	1/8" - 2"	35 / 70	-	-	255 3/4	152
33471	535 Automatic Chuck Complete 1/2" - 2" BSPT	230 V, 25 - 60 Hz Universal	1/8" - 2"	36	•	-	269	122
33481	535 Automatic Chuck Complete 1/2" - 2" BSPT	115 V, 25 - 60 Hz Universal	1/8" - 2"	36	•	-	269	122
33491	535 Automatic Chuck Complete 1/2" - 2" BSPT	230 V, 25 - 60 Hz Universal	1/8" - 2"	36	-	•	269	122
33501	535 Automatic Chuck Complete 1/2" - 2" BSPT	400 V, 50 Hz 3 Phase Induction	1/8" - 2"	35 / 70	•	-	348 1/4	158
33511	535 Automatic Chuck Complete 1/2" - 2" BSPT	400 V, 50 Hz 3 Phase Induction	1/8" - 2"	35 / 70	-	•	348 1/4	158

Optional Machine Stands



Model 100A



Model 150A



Model 200A with Steel Cabinet

Model 535A Machine Accessories

Catalog No.	Model No.	Description	Weight	
			lb.	kg
42365	341	Reamer	6 3/4	3,1
42390	820	Wheel-Type Cutter	8 1/2	3,9
92457	100A	Universal Leg & Tray Stand	75	34,5
92462	150A	Universal Wheel & Tray Stand	103	46,7
92467	200A	Universal Wheel & Cabinet Stand	104	74,5
68160	819	Nipple Chuck Complete 1/2" - 2" BSPT	10 1/2	4,8
41620	-	Gearhead Motor Grease	1	0,5
35867	839	Adapter Kit for 819 Nipple Chuck	16 1/2	7,5
97882	535A	141 Mounting Kit	12	5,4
12138	535A	Left Hand Threading Kit	2 1/2	1,2
42485	4U	Die Head Rack	8 1/2	3,9
42490	6U	Die Head Rack	12 1/2	5,7
97065	811A	NPT Die Head Quick-Open R.H.	12 1/2	5,7
97075	815A	NPT Die Head Self-Open R.H.	13	5,9
23297	856	BSPT Die Head Quick-Open L.H.	12 1/2	6,7
97070	811A	BSPT Die Head Quick-Open R.H.	12 1/2	6,7
97080	815A	BSPT Die Head Self-Open R.H.	13	6,9
97045	531	Bolt Die Head Quick-Open R.H./L.H. 1/4" - 1"	7 1/2	3,4
97050	532	Bolt Die Head Quick-Open R.H./L.H. 1 1/8" - 2"	9	4,1

Dies: All Universal Pipe and Bolt Dies; all 500B Bolt Dies, See pages 4.31 - 4.32

Steel Cabinet Features

- 17-gauge steel walls and welded construction.
- Two internal and one external storage shelves.
- Oversized bi-fold door with steel clasp.
- Cut-outs for power cord and foot switch storage.
- Two drain plugs for easy cleaning.

(TOOLTIP) Use High Speed Dies when threading at 45 RPM or greater.



See page 4.12

THREADING

Model 535 Threading Machine



Model 535

Standard Equipment: machine only:

- Cutter: Model 820
- Reamer: Model 341
- Oil: 5 l Thread cutting fluid
- Spare E-1032 cutter wheel
- 2 hex wrenches (5/32", 3/16")

Machine Complete: machine only, plus:

- Die head: Model 811-A or 815-A
- Dies: 1/2" - 3/4" BSPT Alloy, 1" - 2" BSPT Alloy (Universal), 1/2" - 3/4" BSPT HS, 1" - 2" BSPT HS (Induction)

Capacities

- Pipe: 1/8" - 2" (6 - 50 mm) 2 1/2" - 4" (65 - 100 mm), 4" - 6" (100 - 150 mm) with 141 and 161 geared threaders.
- Bolt: 1/4" - 2" (6 - 52 mm).

The Model 535 maintains the ruggedness of the industry workhorse while adding the features that makes the threading operation more productive. A large chip tray and oil reservoir make the Model 535 ideal for longer uninterrupted threading. The Model 535 features a high clearance carriage making the threading operation easier and a generous top cover area that is ideal for keeping tools and work related materials handy. The Model 535 is designed around maximum uptime with the upgrades that matter most to the pipe working professional. Users also benefit from the part commonality between the Model 535, the Model 535A Automatic and other RIDGID equipment.

Features

- Large 6,6 l oil tray.
- Large chip tray.
- Generous top cover for keeping tools and fittings handy.
- High clearance carriage.
- Speed chuck with rocker-action jaws centers and grips work piece instantly.
- Can be used with geared threaders Models 141 and 161.
- Uses Model 815A self-opening or Model 811A quick-opening die heads.
- Length gauge for quick, accurate cut-off.

Technical Specifications

- Motor: Choice of Universal (1,5 kW) or Three Phase Induction Motors (1,35/1,7 kW).
- Switches: FOR/OFF/REV and Integral safety foot switch.
- Chuck: Speed Chuck with replaceable rocker-action jaw inserts (3).
- Rear Centering Device: Cam-action, turns with chuck.
- Cutters: Self-centering, full-floating. Two models available:
 - One Standard. Model 820 Wheel-Type Cutter, pipe capacity 1/8" - 2" (6 - 50 mm), bolt capacity 1/4" - 1" (8 - 25 mm).
 - Two Optional. Model 821 Blade-Type cutter, pipe capacity 1/2" - 2" (15 - 50 mm). See ordering chart.
- Spindle speed: 36 (Universal) or Electrically switched 35/70 (3 phase).
- Reamer: 5-flute cone, RH, 1/8" - 2" (6 - 50 mm).
- Oil Pump: Self-priming gerotor oil pump.
- RH/LH combination reamer available.

(TOOLTIP) Always use high quality, clean oil for the best thread results.



Catalog No.	Model No.	Motor	Pipe Threading Capacity	Speed RPM	Die Head		Weight	
			in.		Quick Opening 811A	Automatic Opening 815A	lb.	kg
96052	535 Manual Chuck Only	230 V, 25 - 60 Hz Universal	1/8 - 2	36	-	-	255 3/4	116
96062	535 Manual Chuck Only	115 V, 25 - 60 Hz Universal	1/8 - 2	36	-	-	255 3/4	116
96047	535 Manual Chuck Only	400 V, 50 Hz 3 Phase Induction	1/8 - 2	35 / 70	-	-	255 3/4	116
66630	535 Manual Chuck Complete 1/2 - 2" BSPT	230 V, 25 - 60 Hz Universal	1/8 - 2	36	•	-	251	114
10971	535 Manual Chuck Complete 1/2 - 2" BSPT	115 V, 25 - 60 Hz Universal	1/8 - 2	36	•	-	251	114
10981	535 Manual Chuck Complete 1/2 - 2" BSPT	230 V, 25 - 60 Hz Universal	1/8 - 2	36	-	•	251	114
12441	535 Manual Chuck Complete 1/2 - 2" BSPT	400 V, 50 Hz 3 Phase Induction	1/8 - 2	35 / 70	•	-	348	158
12451	535 Manual Chuck Complete 1/2 - 2" BSPT	400 V, 50 Hz 3 Phase Induction	1/8 - 2	35 / 70	-	•	348	158

Optional Machine Stands



No. 100A



No. 150A



No. 200A with Steel Cabinet

Model 535 Machine Accessories

Catalog No.	Model No.	Description	Weight	
			lb.	kg
42365	341	Reamer	6 3/4	3,1
42390	820	Wheel-Type Cutter	8 1/2	3,9
97365	-	Jaw Inserts for Coated Pipe	1/2	0,2
92457	100A	Universal Leg & Tray Stand	75	34,5
92462	150A	Universal Wheel & Tray Stand	103	46,7
92467	200A	Universal Wheel & Cabinet Stand	104	74,5
58007	-	Machine stand adapter bracket for 535's built before 1996	17	7,7
96517	MJ-1	535M Left Hand Threading Kit	3 1/2	1,6
42415	768	Drive Link Assembly for 141 (model 535)	2 1/2	1,1
16723	4135	Drive Link Assembly for High Clearance Carriage for 141 (model 535M)	12	5,5
42405	844	Drive Bar for 141	5 3/4	2,6
51005	819	Nipple Chuck Complete 1/2 - 2"	10 1/2	4,8
41620	-	Gearhead Motor Grease	1	0,5

Steel Cabinet Features

- 17-gauge steel walls and welded construction.
- Two internal and one external storage shelves.
- Oversized bi-fold door with steel clasp.
- Cut-outs for power cord and foot switch storage.
- Two drain plugs for easy cleaning.

Accessories


- Die Heads and Dies. (page 4.25 - 4.30)
- Die Head Racks. (page 4.25)
- Stands – Three Models Available.
- Thread Cutting Oil. (page 4.12)
- Nipple Chuck. (page 4.33)



See page 4.12

THREADING

Model 300 Compact Threading Machine



Capacity

- Pipe: 1/8 - 2" (6 - 50 mm).
- Bolt: 1/4 - 2" (6 - 52 mm).

Features

- Heavy-duty proven performance.
- Lightweight, portable design.
- Fast transport and set-up.
- Self-Contained Oil System with adjustable flow control.
- Versatility for threading and grooving.
- Quiet operation.

Technical Specifications

- Motor: 1,7 kW Universal 25 - 60 Hz.
- Motor Control: Heavy duty rotary FOR/OFF/REV with integral foot switch.
- Spindle Speed: 38 RPM.
- Chuck: Hammer-type with replaceable, rocker-action jaw inserts.
- Oiling System: Through-the-head, with integral oil reservoir. Self-priming, constant flow, gerotor pump.
- Cutter: Model 360, roll-type cutoff, self-centering, full-floating.
- Reamer: Model 344, 1/8 - 2", five flute cone, right hand only.

Standard Equipment

Model 300 compact threading machine with foot switch:

- One Model 815A (BSPT) 1/8 - 2", self-opening die head.
- One set 1/2 - 3/4" alloy universal dies.
- One set 1 - 2" alloy universal dies.
- One Model 360 cutter with E-1032 cutter wheel.
- One Model 344 reamer.
- Oil: 5 l Thread cutting fluid.

Catalog No.	Model No.	Motor	Pipe Threading Capacity	Speed RPM	Die Head Self Opening 815A	Weight	
			in.			lb.	kg
50697	300 Compact	230 V, 25 - 60 Hz Universal	1/8 - 2	38	•	154	70,0
50692	300 Compact	115 V, 25 - 60 Hz Universal	1/8 - 2	38	•	154	70,0
20391	300 Compact (DK)	230 V, 25 - 60 Hz Universal	1/8 - 2	38	•	154	70,0





Model 300 Compact with optional
Model 250 Folding Wheel Stand

Catalog No.	Model No.	Description	Weight	
			lb.	kg
Die Heads				
97080	815A	1/8 - 2" BSPT, Self-Opening, RH	13	5,9
45322	815A	1/8 - 2" BSPT, Self-Opening, RH. Eur. RT	13	5,9
97075	815A	1/8 - 2" NPT, Self-Opening, RH	13	5,9
97070	811A	1/8 - 2" BSPT, Quick-Opening	12	5,4
97065	811A	1/8 - 2" NPT, Quick-Opening, RH	13	5,9
97045	531	1/4 - 1" Bolt, Quick-Opening, RH/LH	8	3,6
97050	532	1/4 - 2" Bolt, Quick-Opening, RH/LH	9	4,1
Accessories				
67662	—	916 Groover Adapter Bracket for 300 Power Drive version of 916	30	13,6
68160	819	Nipple Chuck, 1/2 - 2" BSPT	10,5	4,8
41620	—	Gearhead Motor Grease	1	0,5
Stands (see page 4.24)				
58077	250	Folding Wheel Stand	45	21,0
92457	100A	Universal Leg & Tray Stand	75	34,5
92462	150A	Universal Wheel & Tray Stand	103	46,7
92467	200A	Universal Wheel & Cabinet Stand	164	74,5



See page 4.12

THREADING

Threader Stands



Model 100A



Model 150A



Model 200A with steel cabinet



Model 250



Stands

Stands are available to satisfy every operational situation. The Model 250 Folding Wheel Stand provides increased field maneuverability and productivity. Pneumatic pistons allow the machine to be quickly raised to working height with minimum effort. (Not suitable for use with roll groover or 141 geared threader.)

Stands

Catalog No.	Model No.	Description	Weight	
			lb.	kg
92457	100A	Universal Leg & Tray Stand	75	34,1
92462	150A	Universal Wheel & Tray Stand	103	46,7
92467	200A	Universal Wheel & Cabinet Stand	104	47,2
58077	250	Folding Wheel Stand (for RIDGID 300 Compact and 1233)	45	21,0
22563	—	Steel Cabinet	42	19,3



Optional Die Heads

Catalog No.	Model No.	Die Head Description	How Opened	Thread Direction	Oil Thru Head	Dies Used	Pipe Cap.	Bolt Cap.	Used On	Weight	
										lb.	kg
Machine NPT Die Head											
97065	811A	Universal	Q.O.	RH	Yes	Univ.	1/8" - 2"	1/4" - 2"	R	12 1/2	5,7
97075	815A	Universal	S.O.	RH	Yes	Univ.	1/8" - 2"	1/4" - 2"	R	13	5,9
23282	842	Universal	Q.O.	LH	Yes	Univ.	1/8" - 2"	-	R	12 1/2	5,7
10491	555	555	Q.O.	RH	Yes	Dual/Bolt	1/8" - 3/4"	-	R	8	3,6
Machine BSPT Die Heads											
97070	811A	British Universal	Q.O.	RH	Yes	Univ.	1/8" - 2"	1/4" - 2"	R	12 1/2	5,7
97080	815A	British Universal	S.O.	RH	Yes	Univ.	1/8" - 2"	1/4" - 2"	R	13	5,9
45322	815A	British Universal Eur. RT	S.O.	RH	Yes	Univ.	1/8" - 2"	1/4" - 2"	R	13	5,9
23297	856	British Universal	S.O.	LH	Yes	Univ.	1/8" - 2"	-	R	12 1/2	5,7
10491	555	555	Q.O.	RH	Yes	Dual/Bolt	1/4" - 3/4"	-	R	8	3,6
Machine Bolt Die Heads											
97045	531	Bolt	Q.O.	RH/LH	Yes	500B	-	1/4" - 1"	R	7 1/2	3,4
97050	532	Bolt	Q.O.	RH/LH	Yes	500B	-	1 1/4" - 2"	R	9	4,1




No. 815A
Self-Opening
Die Head



No. 811A
Quick-Opening
Die Head



No. 532
Bolt Die Head



No. 856/842
Universal Die Head



No. 555 Die Head

R 1233 535-535A Machines and 300, 300 Compact and 300-A w/carriage.

Q.O. = Quick-Opening – Manually flip throwout lever to retract dies when thread length is cut.

S.O. = Self-Opening – Trigger foot automatically retracts dies when thread length is cut.

No. 811A Die Head replaces the No. 811 and No. 841 Die Heads.

No. 815A Die Head replaces the No. 815 and No. 845 Die Heads.

No. 555 Die Head replaces No. 515.

Note: British Die Heads use British Dies only.

Note: 531 and 532 Die Heads replace 500B Die Head.

Individual Machine Die Heads do not include dies.

Die Head Differences

- Self-Opening – Automatic release for repeatable number of threads.
- Quick-Opening – Manual release for user-specified thread lengths.
- Bolt – Specially for bolt threader.

Die Head Racks For All Machine Die Heads


Catalog No.	Model No.	Description	Weight	
			lb.	kg
42485	4U	4 Heads	8 1/2	3,9
42490	6U	6 Heads	12 1/2	5,7



See page 4.12

THREADING

Model 1233 Threading Machine



Capacities

- Pipe: ¼ - 3" (8 - 80 mm) 2½ - 4" (65 - 100 mm) with 141 Geared Threader.
- Bolt: 10 - 52 mm up to 30 RC.

Features

- Threads ¼ - 3" pipe at 36 RPM.
- Constant and proper lubrication of dies and workpiece with through-head oiling.
- Suitable for use with RIDGID 916, 918 and 975 Roll Groovers.

Technical Specifications

- Motor: 1,7 kW Universal 50 - 60 Hz.
- Switches: Reverse / Off / Forward, heavy duty, rotary-type plus integral footswitch.
- Spindle Speed: 36 RPM.
- Chuck: Hammer-type with replaceable rocker-action jaw inserts.
- Rear Centering Device: Cam action.
- Cutter: Model 763, ¼ - 3", self-centering, with E-1032 cutter wheel.
- Reamer: Model 743, ¼ - 3", 5-Fluted.
- Oiling System: Adjustable flow; through-the head, with an integral oil reservoir. Self-priming, constant-flow, geroter pump.

Catalog No.	Model No.	Motor	Capacity (BSPT)	Speed RPM	Die Head		Weight	
			in.		Self Opening 815A	Self Opening 928	lb.	kg
20215	1233	230 V, 50 - 60 Hz Universal	¼ - 3	36	•	•	178½	81
20220	1233	115 V, 50 - 60 Hz Universal	¼ - 3	36	•	•	178½	81
55212	1233	230 V, 50 - 60 Hz Universal	¼ - 2	36	•	—	156½	71

Standard Equipment

- Die Heads: Model 815A ¼ - 2", BSPT; Model 928A 2½ - 3", BSPT.
- Dies: ½ - ¾" BSPT Alloy. 1 - 2" BSPT Alloy. 2½ - 3" BSPT High Speed.
- Cutter: Model 763, ¼ - 3", self-centering, with E-1032 cutter wheel.
- Reamer: Model 743, ¼ - 3", 5-Fluted.
- Oil: 5 litres thread cutting fluid.



Optional Machine Stands



No. 100A



No. 150A



No. 200A with Steel Cabinet

Model 1233 Stands

Catalog No.	Model No.	Description	Weight	
			lb.	kg
92457	100A	Universal Leg & Tray Stand	75	34,1
92462	150A	Universal Wheel & Tray Stand	103	46,7
92467	200A	Universal Wheel & Cabinet Stand	104	47,2
58077	250	Folding Wheel Stand (for RIDGID 300 Compact and 1233)	45	21,0
22563	—	Steel Cabinet	42	19,3

Die Heads for Model 1233

Catalog No.	Model No.	Description	Weight	
			lb.	kg
97080	815A	1/8 - 2" BSPT, Self-Opening, RH	13	5,9
45322	815A	1/8 - 2" BSPT, Self-Opening, RH. Eur. RT	13	5,9
97075	815A	1/8 - 2" NPT, Self-Opening, RH	13	5,9
97070	811A	1/8 - 2" BSPT, Quick-Opening	12	5,4
97065	811A	1/8 - 2" NPT, Quick-Opening, RH	13	5,9
97045	531	1/4 - 1" Bolt, Quick-Opening, RH/LH	8	3,6
97050	531	1/4 - 2" Bolt, Quick-Opening, RH/LH	9	4,1
93562	928	2 1/2 - 3" BSPT, Self-Opening, RH	18	8,2
54437	728	2 1/2 - 3" NPT, Self-Opening, RH	18	8,2

Pipe Dies 2 1/2" - 3" (for 1/4" - 2" see pages 4.30 - 4.31)

Die Material or Type	BSPT	NPT
Nominal Pipe Size inch x TPI	2 1/2" x 3" x 11 TPI	2 1/2" x 3" x 8 TPI
High-Speed RH	51377	54452



See page 4.12

THREADING

Model 1224 Threading Machine



Model 1224

Capacities

- Pipe: ¼ - 4" (8 - 100 mm) 4 - 6" (100 - 150 mm) with 161 Geared Threader.
- Bolt: ¼ - 2" (6 - 52 mm).

Features

- Threads ¼ - 2" pipe at 36 RPM and 2½ - 4" at 12 RPM.
- The Model 1224 threads a wide range of pipe including black, galvanized and plastic-coated pipe, together with stainless steel, IMC and heavy-wall conduit, as well as rod up to 30 Rockwell C.
- An induction motor insures sound levels well within the limits set by the regulating authorities.
- A special capacitor-start / capacitor-run motor allows the Model 1224 to thread a full range of material where voltage drop is experienced.
- ¼ - 2" Universal Die Head; 2½ - 4" receding die head allows cutting of tapered or straight NPT/NPSM or BSPT/BSPP threads.
- Constant and proper lubrication of dies and workpiece with through-head oiling.

Technical Specifications

- Motor: 1,1 kW, single-phase, 50 Hz induction type.
- Switches: Reverse / Off / Forward, heavy-duty, rotary-type and integral foot switch.
- Spindle Speed: 36/12 RPM.
- Gear Box: Two-speed gear box 3:1 ratio.
- Chuck: Hammer-type with replaceable rocker-action jaw inserts.
- Rear Centering Device: Cam action.
- Cutter: Model 764 full-floating, self-centering ¼ - 4" with F-229 cutter wheel.
- Reamer: Model 744, ¼ - 4" blade-type.
- Oiling: Through die head.
- Pump: Self-priming, gerotor-type, automatic-reversing, constant-flow.

Catalog No.	Model No.	Motor	Capacity (BSPT)	Speed RPM	Die Head		Weight	
			in.		Self Opening 911	Self Opening 914	lb.	kg
26107	1224	230 V, 50 Hz Induction (BSPT)	¼ - 4	36/12	•	•	463	210
26112	1224	115 V, 50 Hz Induction (BSPT)	¼ - 4	36/12	•	•	463	210
31442	1224	230 V, 50 Hz Induction (NPT)	¼ - 4	36/12	711 Die Head	714 Die Head	463	210

Model 1224 Stands

Catalog No.	Model No.	Description	Weight	
			lb.	kg
92457	100A	Universal Leg & Tray Stand	75	34,5
92462	150A	Universal Wheel & Tray Stand	103	46,7
92467	200A	Universal Wheel & Cabinet Stand	164	74,5
22563	—	Steel Cabinet	42	19,3

Standard Equipment

Model 1224 threading machine with foot switch:

- One Model 714 (914) 2½ - 4" receding self-opening die head.
- One Model 711 (911) ¼ - 2" universal self-opening die head.
- One set ½ - ¾" universal alloy dies.
- One set 1 - 2" universal alloy dies.
- One set 2½ - 4" 1224 high-speed dies.
- One Model 764 cutter.
- One Model 744 reamer.
- One spare F-229 cutter wheel.
- Oil: 5 Litres thread cutting fluid.
- Three (3) hex keys.
- Tools and equipment: 4 Hex keys, heavy-duty F-229 cutter wheel, ¾" combination wrench, tool box.






Model 541
Model 542



Model 713
Model 913



Model 714 (914) Style Receding Die Head.

Die Heads for Model 1224

Catalog No.	Model No.	Description	Capacity		Weight	
			in.	lb.	kg	
26132	711	Universal Self-Opening R.H., NPT	¼ - 2	12¼	5,6	
26152	714	Receding Self-Opening R.H., NPT	2½ - 4	30	13,6	
26137	911	Universal Self-Opening R.H., BSPT	¼ - 2	12¼	5,6	
26157	914	Receding Self-Opening R.H., BSPT	2½ - 4	30	13,6	
26162	541	Quick-Opening Bolt L.H./R.H.	¼ - 1	7½	3,4	
26167	542	Quick-Opening Bolt L.H./R.H.	1½ - 2	9¼	4,2	
55447	725	Cut-Grooving Die Head (does not include dies)	2½ - 4	30	13,6	
57497	-	2½ - 3½" Grooving Die Set	2½ - 3½	2¼	1,0	
57507	-	2½ - 3½" Grooving Bit only	-	-	-	
57492	-	4" Grooving Die Set	4	2¼	1,0	
57502	-	4" Grooving Bit only	-	-	-	
55452	766	Blade Type Cutter	¾ - 4	21	9,5	

Note: Die Heads do not include dies. All Die Heads are through-head oiling.

Pipe Dies 2½" - 4" (for ¼" - 2" see pages 4.30 - 4.31)

Catalog No.	Description	Capacity		Weight	
		in.	lb.	kg	
26192	1224 H.S. Dies NPT	2½ - 4	2¼	1,0	
33642	1224 H.S. Dies BSPT	2½ - 4	2¼	1,0	
31827	1224 H.S. NPT Dies for Plastic-Coated Pipe	2½ - 4	2¼	1,0	
31832	1224 H.S. BSPT Dies for Plastic-Coated Pipe	2½ - 4	2¼	1,0	
32237	1224 H.S. Dies NPT for PVC	2½ - 4	2	1,0	
32242	1224 H.S. Dies BSPT for PVC	2½ - 4	2	1,0	
33057	1224 H.S. Dies NPT for Stainless Steel	2½ - 4	2	1,0	
33072	1224 45° Beveling Dies	2½ - 4	2	1,0	
33077	1224 37½° Beveling Dies	2½ - 4	2	1,0	
44992	1224 Bevel Guide Set	2½ - 4	2	1,0	
44997	1224 37½° Bevel Bit Only	-	-	-	
45002	1224 45° Bevel Bit Only	-	-	-	

Note: NPSM/BSPP threads are made with NPT/BSPT by adjusting the die head. See manual for details.

Accessories

Catalog No.	Model No.	Description	Capacity		Weight	
			in.	lb.	kg	
26212	764	¼" - 4" Wheel-Type Cutter	-	19	8,6	
26217	744	¼" - 4" Blade-Type Reamer	-	13	5,9	
34577	-	¼" - 4" Reamer Blade	-	½	0,2	
26187	-	Jaw Insert and Roll Set for PE-Coated Pipe	-	¼	0,1	
51005	819	Nipple Chuck (See page 4.33)	½ - 2	10½	4,8	
34157	419	Nipple Chuck 2½" NPT	-	5½	2,5	
34162	419	Nipple Chuck 3" NPT	-	5½	2,5	
34167	419	Nipple Chuck 4" NPT	-	5½	2,5	
34172	419	Nipple Chuck 2½" BSPT	-	5½	2,5	
34177	419	Nipple Chuck 3" BSPT	-	5½	2,5	
34182	419	Nipple Chuck 4" BSPT	-	5½	2,5	
61122	840A	Universal Drive Shaft	-	31	14,1	
26707	-	Gear Grease (1224 & 1822)	-	1	0,5	



See page 4.12

THREADING

Pipe Dies for Machine Die Heads



Pipe Dies for use in Universal Die Heads (Models 504A, 711, 713, 811A, 815A, 816, 817 and 842)*

Die Material or Type	(NPT)				(NPSM)			
	Nominal Pipe Size-Threads Per Inch				Nominal Pipe Size-Threads Per Inch			
	1/8" - 27	1/4" - 3/8" - 18	1/2" - 3/4" - 14	1" - 2" - 11 1/2	1/8" - 27	1/4" - 3/8" - 18	1/2" - 3/4" - 14	1" - 2" - 11 1/2
Alloy RH	47735	47740	47745	47750	-	-	-	-
High-Speed RH	47755	47760	47765	47770	47845	47850	47855	47860
High-Speed • LH	39587	47810	47815	47820	-	-	-	-
H.S. For Stainless Steel RH	47775	47780	47785	47790	-	-	-	-
H.S. For Cast Iron	-	-	-	70740	-	-	-	-
H.S. For PVC RH	-	-	70745	70750	-	-	-	-
H.S. For Plastic Coated Pipe RH	-	-	50012	31822	-	-	-	-

• Requires left hand model die head.
 Note: Use HS for PVC and RH for brass pipe.
 * Requires NPT model die head.

Pipe Dies for use in British Universal Die Heads (Models 504A, 811A, 815A, 816, 817, 856, 911 and 913)*

Die Material or Type	(BSPT)				(BSPP)			
	Nominal Pipe Size-Threads Per Inch				Nominal Pipe Size-Threads Per Inch			
	1/8" - 28	1/4" - 3/8" - 19	1/2" - 3/4" - 14	1" - 2" - 11	1/8" - 28	1/4" - 3/8" - 19	1/2" - 3/4" - 14	1" - 2" - 11
Alloy RH	66655	66660	18951	18961	-	-	-	-
High-Speed RH	66750	66755	18971	18981	66795	66800	66805	66810
H.S. For Stainless Steel RH (Gold)	66770	66775	57082	57087	-	-	-	66830
HS LH	-	-	66845	66850	-	-	-	-
H.S. For PVC RH	-	-	70755	70760	-	-	-	-
H.S. For PE-Coated RH	-	-	23996	23986	-	-	-	-

* Requires British model die head.

Conduit Dies for Universal Die Heads

Die Material or Type	(ISO)		(BEC)		
	Nominal Conduit Size - Pitch in mm		Nominal Conduit Size - Threads Per Inch		
	16 - 32 mm - 1,5	40 - 63 mm - 1,5	1/2" - 5/8" - 18	3/4" - 1 1/4" - 16	1 1/2" - 2 1/2" - 14
Alloy RH	50645	50650	66700	66705	66710


Pipe Dies for Models 514 (LH), 515 (RH), 555 (RH), and 1/2" - 3/4" Dual Die Heads

Die Material or Type	(NPT)			(BSPT)	
	Nominal Pipe Size-Threads Per Inch			Nominal Pipe Size-Threads Per Inch	
	1/8" - 27	1/4" - 3/8" - 18	1/2" - 3/4" - 14	1/4" - 3/8" - 19	1/2" - 3/4" - 14
Alloy RH	-	47875	47880	66955	66880
High-Speed RH	47885	47890	47895	66905	23297
H.S. For Stainless Steel RH	47900	47905	47910	-	66920

(TOOLTIP) Do not mix and match dies. They are cut as a set.



Pipe Dies, Bolt Dies for Machine Die Heads



Bolt Dies for Universal Die Heads (Models 504A, 711, 811A, 815A, 816, 817 and 911 Die Heads)

Rod Size – TPI	(UNC)		(UNF)		(BSW)	
	RH High-Speed	Rod Size – TPI	RH High-Speed	Rod Size – RH TPI	High-Speed	
¼" - 20	48215	¼" - 28	48295	¼" - 20	*67880	
⅝" - 18	48220	–	–	⅝" - 18	*67885	
¾" - 16	48225	¾" - 24	48305	¾" - 16	*67890	
7/16" - 14	48230	7/16" - 20	48310	7/16" - 14	–	
½" - 13	48235	½" - 20	48315	½" - 12	*67900	
9/16" - 12	48240	9/16" - 18	48320	9/16" - 12	*67905	
⅝" - 11	48245	⅝" - 18	48325	⅝" - 11	*67910	
¾" - 10	48250	¾" - 16	48330	¾" - 10	*67915	
7/8" - 9	48255	7/8" - 14	48335	7/8" - 9	67920	
1" - 8	48260	1" - 14NS	48340	1" - 8	*67925	
1 1/8" - 7	48265	1" - 12	48375	1 1/8" - 7	–	
1 1/4" - 7	48270	1 1/8" - 12	48345	1 1/4" - 7	*67935	
1 3/8" - 6	48275	1 1/4" - 12	48350	1 3/8" - 6	–	
1 1/2" - 6	48280	1 3/8" - 12	48355	1 1/2" - 6	*67945	
1 3/4" - 5	48285	1 1/2" - 12	48360	1 3/4" - 5	–	
2" - 4 1/2	48290	–	–	2" - 4 1/2	–	

* Requires British model die head.

Bolt Dies for Models 500B, 532 and 542 Die Heads

(8 UN)	
Rod Size – TPI	RH High-Speed
1 1/8" - 8	49215
1 1/4" - 8	49220
1 3/8" - 8	49225
1 1/2" - 8	49230
1 3/4" - 8	49240
1 7/8"	49245
2" - 8	49250
(12 UN)	
2" - 8	49345

Beveling Dies

For beveling pipe prior to welding. A set of beveling dies consists of three guide segments and one cutting segment.

Catalog No.	Description	Pipe Size	Used in Die Head	Weight	
		in.		lb.	kg
52192	37 1/2° Bevel Die Set	1/2 - 3/4	Universal	1	0,5
50960	37 1/2° Bevel Die Set	1 - 2	Universal	1	0,5
52202	45° Bevel Die Set	1/2 - 3/4	Universal	1	0,5
50965	45° Bevel Die Set	1 - 2	Universal	1	0,5

Cut Grooving Dies

To cut groove pipe for mechanical type couplings, consult chart for sizes and die head information.

Catalog No.	Description	Pipe Size	Used in Die Head	Weight	
		in.		lb.	kg
52217	Grooving Die Set	1/2 - 3/4	Universal	1	0,5
50985	Grooving Die Set	1 - 2	Universal	1	0,5

Note: 2 1/2 - 4 Beveling Dies are available for the Model 1224 threading Machine. See accessories for Model 1224.


Note: Universal Dies fit all Universal Die Heads.

(TOOLTIP) Keep dies used for stainless steel separate from those used with black iron to avoid material contamination.



See page 4.12

THREADING



Bolt Dies for Models 500B and 531, 532, 541 and 542 Die Heads (Continued)

(UNC)			(UNF)	
Rod Size – TPI	RH High-Speed	LH High-Speed	Rod Size – TPI	RH High-Speed
1/4" - 20	48605	—	1/4" - 28	48690
5/16" - 18	48610	48915	5/16" - 24	48695
3/8" - 16	48615	48920	3/8" - 24	48700
7/16" - 14	48620	48925	7/16" - 20	48705
1/2" - 13	48625	48930	1/2" - 20	48710
9/16" - 12	48630	48935	9/16" - 18	48715
5/8" - 11	48635	48940	5/8" - 18	48720
3/4" - 10	48640	48945	3/4" - 16	48725
7/8" - 9	48645	48950	7/8" - 14	48730
1" - 8	48650	48955	1" - 12	48735
1 1/8" - 7	48655	48960	1" - 14NS	49305
1 1/4" - 7	48660	48965	1 1/8" - 12	48740
1 3/8" - 6	48665	48970	1 1/4" - 12	48745
1 1/2" - 6	48670	48975	1 3/8" - 12	—
1 3/4" - 5	48675	—	1 1/2" - 12	48755
2" - 4 1/2	48680	48985	—	—

For use with Models 531, 541 and 500B 1/4" - 1" Die Heads

For use with Models 532, 542 and 500B 1 1/8" - 2" Die Heads

(BSW)	
Rod Size – TPI	RH High-Speed
1/4" - 20	—
5/16" - 18	—
3/8" - 16	67615
7/16" - 14	67620
1/2" - 12	67625
9/16" - 12	—
5/8" - 11	67635
3/4" - 10	67640
7/8" - 9	67645
1" - 8	67650
1 1/8" - 7	67655
1 1/4" - 7	67660
1 3/8" - 6	67665
1 1/2" - 6	—
1 5/8" - 5	67675
1 3/4" - 5	—
1 7/8" - 4 1/2	67685
2" - 4 1/2	—

For use with Models 531, 541 and 500B 1/4" - 1" Die Heads

For use with Models 532, 542 and 500B 1 1/8" - 2" Die Heads

Dies for Rebar, for use in Models 500B, 531, 532, 541 and 542 Die Heads

Cat No.			
(UNC)			
RH High-Speed	Rebar Size – TPI	RH High-Speed	Rebar Size – TPI
34077	3/8" - 16	79120	1 1/8" - 7
34082	1/2" - 13	85855	1 3/8" - 6
34087	5/8" - 11	—	—
34092	3/4" - 10	—	—
85850	1" - 8	—	—

For use with Models 531, 541 and 500B 1/4" - 1" Die Heads

For use with Models 532, 542 and 500B 1 1/8" - 2" Die Heads


Acme		(S.I.) Series A Metric			Series B Metric		(ISO) International Standards. Org.	
Rod Size – TPI	RH High-Speed	Rod Size Thread Pitch in. mm	RH High-Speed	LH High-Speed	Rod Size Thread Pitch in. mm	RH High-Speed	Rod Size Thread Pitch in. mm	RH High-Speed
—	—	M6-1.0	49795	49845	—	—	M6-1.0	50040
—	—	M7-1.0	—	49850	—	—	M7-1.0	—
—	—	M8-1.25	49805	—	—	—	M8-1.25	50050
—	—	M9-1.25	—	—	—	—	M9-1.25	—
—	—	M10-1.5	49815	—	M10-1.0	50560	M10-1.5	50060
—	—	M11-1.5	49820	49870	—	—	M11-1.5	—
3/4" - 6	49610	M12-1.75	49825	49875	M12-1.5	85865	M12-1.75	50070
—	—	M14-2.0	49830	—	M14-1.5	—	M14-2.0	50075
—	—	M16-2.0	49835	—	M16-1.5	50575	M16-2.0	50080
—	—	M18-2.5	49840	49890	—	—	M18-2.5	50085
—	—	M20-2.5	50480	49895	M20-1.5	50585	M20-2.5	50090
—	—	M22-2.5	50485	49900	M22-1.5	50590	M22-2.5	50095
1" - 5	49585	M24-3.0	50490	49905	M24-2.0	85870	M24-3.0	50100
—	—	M25-3.0	50495	—	—	—	M27-3.0	50105
—	—	M26-3.0	76797	—	—	—	M30-3.5	50110
—	—	M27-3.0	50500	—	M27-2.0	—	M33-3.5	50115
—	—	M30-3.5	50505	49915	M30-2.0	—	M36-4.0	50120
1 1/4" - 5	49600	M33-3.5	50510	—	—	—	M39-4.0	50125
—	—	M36-4.0	50515	49925	—	—	M42-4.5	50130
1 3/8" - 4	—	M39-4.0	50520	49930	—	—	M45-4.5	—
—	—	M42-4.5	50525	—	—	—	M48-5.0	50140
—	—	M45-4.5	50530	—	—	—	—	—
—	—	M48-5.0	50540	—	—	—	—	—
—	—	M50-5.0	50545	—	—	—	—	—
—	—	M52-5.0	50550	—	—	—	—	—

For use with Models 531, 541 and 500B 1/4" - 1" Die Heads

For use with Models 532, 542 and 500B 1 1/8" - 2" Die Heads



Nipple Chucks / Adapters



819 Nipple Chuck Kit

- Holds short or close nipples for threading.
- For use with Model 300 Power Drive, 300 Compact, 535 and 1822 (with adapter kit) and 1224 Threading Machines.
- Standard Nipple Chuck includes insert and 5 adapters: 1/2", 3/4", 1", 1 1/4" and 1 1/2". (Nipple Chuck body serves as 2" Adapter.)

Catalog No.	Model No.	Description	Weight	
			lb.	kg
51005	819	NPT Nipple Chuck 1/2 - 2"	10	4,5
68160	819	BSPT Nipple Chuck 1/2 - 2"	10	4,5
51020	D-380-X	Nipple Chuck Wrench	1/4	0,1
35867	839	Adapter Kit for Model 1822/535A Machine	16 1/2	7,5
62457	1219	NPT Nipple Chuck for 1215	5 3/4	2,6

Pipe Adapters

For use with Model 819 Nipple Chuck to allow close nipple threading of all sizes of pipe smaller than 2 inches.

Size (in.)	Model No.		BSPT Standard		Weight	
	Catalog No.	Model No.	Catalog No.	Model No.	lb.	kg
1/8	51040	E-729	-	-	1/2	0,23
1/4	51045	E-730	68195	E-730-B	1/2	0,23
3/8	51050	E-731	68200	E-731-B	1/2	0,23
1/2	51055	E-732	68165	E-732-B	1/2	0,23
3/4	51060	E-733	68170	E-733-B	1/2	0,23
1	51065	E-734	68175	E-734-B	1/2	0,23
1 1/4	51070	E-735	68180	E-735-B	1/2	0,23
1 1/2	51075	E-736	68185	E-736-B	1/2	0,23



See page 4.12



THREADING



Roll Grooving







- Designed to improve speed and efficiency for fire sprinkler and other industrial installations.
- Wide selection of mechanical and hydraulic units for applications up to 24" in diameter.



Type	No. of Models	Pipe Capacity		Page
		in	mm	
915 Manual Roll Groover	1	1¼-12	32-300	5.2
975 Combo Roll Groover	1	1¼-6	32-150	5.4
916 Power-Driven Roll Groover	4	1-6	50-150	5.6
918 Hydraulic Roll Groover	5	1-12	25-300	5.8
918-I Electric Roll Groover	2	1-12	25-300	5.10
920 Power-Driven Roll Groover	1	2-24	50-600	5.12

ROLL GROOVING

Roll Groover Selection

	975	916	915	918	918-I	920
						
	Page 5.4	Page 5.6	Page 5.2	Page 5.8	Page 5.10	Page 5.12
Capacity	1¼" - 6"	1" - 6"	1¼" - 12"	1" - 12"	1" - 12"	2" - 24"
Weight	26 lbs. (12 kg)	33 lbs. (15 kg)	23 lbs. (10 kg)	81 lbs. (37 kg)	185 lbs. (84 kg)	160 lbs. (73 kg)
"In-Place" Groover	•		•			
Hydraulic Actuated				•	•	•
Will do SS, PVC, Al	•	•	•	•	•	•
Roll Sets for Copper		•	•	•	•	•
Drive Units	RIDGID 300 / Page 4.16 RIDGID 300 Compact / Page 4.22 RIDGID 1233 / Page 4.26 or hand	RIDGID 300 / Page 4.16 RIDGID 300 Compact / Page 4.22 RIDGID 1233 / Page 4.26 RIDGID 535* / Page 4.20	Hand – –	RIDGID 300 / Page 4.16 RIDGID 300 Compact / Page 4.22 RIDGID 1233 / Page 4.26 RIDGID 535* / Page 4.20 RIDGID 1224 / Page 4.28	Included – – –	RIDGID 300 / Page 4.16 – – –
Usage	Field	Fab Shop / Field	Field	Fab Shop / Field	Fab Shop / Field	Fab Shop / Field

* Adapter pieces required.

Note: Please check schedules in charts.

Roll Groover/Threader Compatibility

Roll Groover Model	Threader Model					
	300 Power Drive	300 Compact	535 Manual	535A	1233	1224
916	45007	48307	60382	–	48307	–
975	33033	33588	–	–	33588	–
918	48297	57092 (1); 19131 (2)	48387	–	57092 (1); 19131 (2)	48382
920	95782	–	–	–	–	–

(1) with roll set 2" - 12"

(2) with roll set 2" - 6"

Model 915 Manual Roll Groover



Model 915

The new RIDGID® Model 915 Roll Groover is a manual roll groover for in-place field applications. The Model 915 requires only 3½" (9 cm) of clearance to travel around a pipe and a minimum of 2¾" (7 cm) of exposed pipe for grooving. With the appropriate roll sets, it can groove from 1¼" to 12" pipe, the widest range in its class! The Model 915's cast-in handle allows for easy transport or chaining the groover down to prevent theft. The Model 915 is a must for service work crews.

Features

- Lightweight design – only 23 pounds (10,4 kg).
- Easy roll set change out – up to 12" pipe capacity in one unit for service versatility.
- Cast-in carrying handle – easy to transport or lock up to prevent theft.
- Included ratchet – 90 degree bend-in handle makes grooving easier.
- Available customized tool box – holds Model 915 groover and all available roll sets.
- Easy to use depth setting gauge – helps make accurate grooves.

Standard Equipment

- Model 915 Roll Groover with 2" - 6" Sch. 10 (2" - 3½" Schedule 40).
- Roll Set Ratchet Wrench.

ROLL GROOVING



Some items sold separately.

Model 915 Ordering Information and Accessories

Catalog No.	Model No.	Description	Weight	
			lb.	kg
88232	915	915 Roll Groover with 2" - 6" Sch. 10 (2" - 3½" Sch. 40) Roll Set	23	10,4
92437	—	Drive and Groove Roll Set for 1¼" - 1½" Sch. 10 or 40 Steel, Stainless Steel, PVC	2	0,9
92447	—	Drive and Groove Roll Set for 4" - 6" Sch. 40 Steel, Stainless Steel, PVC	4,5	1,9
92442	—	Drive and Groove Roll Set for 8" - 12" Sch. 10 Steel, Stainless Steel, PVC	4,5	1,9
92452	—	Drive and Groove Roll Set for 2" - 8" Copper Tube Type K, L, M, and DWV	2	0,9
93642	—	Groove Roll 2" - 6"	0,9	0,4
93757	—	Drive Roll 2" - 6"	1,3	0,6
93497	—	915 Tool Box	21,5	9,7
76827	—	Metric Diameter Tape	0,5	0,1
76822	—	English Diameter Tape	0,5	0,1

Note: A Roll Groove Set consists of a Groove Roll and a Drive Roll.

Copper Roll Groove Set includes Black Reaction Arm and one Copper Stabilizer Pad.

Capacities

Pipe Wall Thickness	Nominal Inch	1	1¼	1½	2	2½	3	4	6	8	10	12
	Schedule 10 in. (mm.)	.109 (2,8)	.109 (2,8)	.109 (2,8)	.109 (2,8)	.120 (3,0)	.120 (3,0)	.134 (3,4)	.134 (3,4)	.148 (3,8)	.165 (4,2)	.180 (4,6)
	Schedule 40 in. (mm.)	.133 (3,4)	.149 (3,6)	.146 (3,7)	.154 (3,9)	.203 (5,2)	.216 (5,5)	.237 (6,0)	.280 (7,1)	.322 (8,2)	.365 (9,3)	.406 (10,3)
Pipe Diameter	Nominal Metric mm	25,00	32,00	40,00	50,00	65,00	80,00	100,00	150,00	200,00	250,00	300,00
	Actual O.D. Metric	33,40	42,16	48,26	60,33	73,03	88,90	114,30	168,28	219,08	273,05	323,85

Model No.	Machine	Material					
915	Portable Manually Operated	Steel - Light Wall mm	EN 10255, DIN 2440, 2441, 2448, 2458 up to maximum 5,4 wall thickness		Max. 4,5	DIN 2458 max. 5,4	
		Stainless Steel mm	Up to maximum 4,5 wall thickness				
		Use Roll Set	92437	Standard equipment/ 93642 + 93757		92442	
		Steel - Heavy Wall mm				Up to 7,1 wall	
		Use roll set				92447	
		Copper	ISO 274 / EN 1057				
		Use Roll Set	92452				

(TOOLTIP) Ensure proper pipe end preparation because square cuts are critical to accurate and reliable grooves.


ROLL GROOVING

Model 975 Combo Roll Groover

NEW



Model 975



The Model 975 Combo Roll Groover is two tools in one. Like other RIDGID® roll groovers, the 975 mounts on the RIDGID® 300 Power Drive for machine-powered roll grooving jobs, but it is also designed to manually roll groove in-place pipe.

Auto Tracking & Depth Setting Gauge Means Easier Use

The 975 Combo Groover includes new, patented auto tracking technology for significantly easier grooving. Whether you're doing machine-powered or manual grooving, the AutoTrack gauge keeps the pipe automatically engaged to the groover throughout the grooving process. The 975 also includes a permanently-fixed depth setting gauge for quicker, repeatable set-up.

Less Hand-Force Required

When manually roll grooving, the 975's 55% higher gear reduction means less hand-force is required versus competitive manual roll groovers. This is especially helpful for over-head roll grooving.

Durability And Portability

A tough, ductile iron construction means the 975 can absorb jobsite abuse and provide accurate grooves time after time. A cast-in handle makes the 975 easily portable to and from the jobsite.

Model 975 Ordering Information and Accessories

Catalog No.	Model No.	Description	Weight	
			lb.	kg
33033	975	975 Combo Roll Groover (Steel) for 300 PD	26.1	11,9
33588	975	975 Combo Roll Groover (Steel) for 300 Compact and 1233	56.1	25,5
33038	975	975 Combo Roll Groover (Copper) for 300 PD	26.1	11,9
67662	—	Adapter Bracket for 300 Compact	15.9	7,2
33043	—	Roll Set Kit for 2" - 8" Copper Tube	4.5	2,1
76822	—	Inch Diameter Tape	0.5	0,1
76827	—	Metric Diameter Tape	0.5	0,1
30708	—	Extension, 1/2" Drive, Locking	0.5	0,1
30703	—	Ratchet, 1/2" Drive With 90° Bend	1.7	0,8



For pipe stands, see page 2.4.

ROLL GROOVING



Capacities

Pipe Wall Thickness	Nominal Inch	1	1¼	1½	2	2½	3	4	6	8	10	12
	Schedule 10 in. (mm.)		.109 (2,8)	.109 (2,8)	.109 (2,8)	.109 (2,8)	.120 (3,0)	.120 (3,0)	.134 (3,4)	.134 (3,4)	.148 (3,8)	.165 (4,2)
Schedule 40 in. (mm.)		.133 (3,4)	.149 (3,6)	.146 (3,7)	.154 (3,9)	.203 (5,2)	.216 (5,5)	.237 (6,0)	.280 (7,1)	.322 (8,2)	.365 (9,3)	.406 (10,3)
Pipe Diameter	Nominal Metric mm	25,00	32,00	40,00	50,00	65,00	80,00	100,00	150,00	200,00	250,00	300,00
	Actual O.D. Metric	33,40	42,16	48,26	60,33	73,03	88,90	114,30	168,28	219,08	273,05	323,85

Model No.	Machine	Material	
975	300 300 Compact 1233	Steel mm	EN 10255, DIN 2440, 2441, 2448, 2458 up to maximum 5,4 wall thickness
		Stainless Steel mm	Up to maximum 4,5 wall thickness
		Use Roll Set	Standard equipment
		Copper	ISO 274 / EN 1057
		Use Roll Set	Standard equipment with 33038 / 33043

ROLL GROOVING

Power-Driven Model 916 Roll Groover



Model 916
300 Power Drive
not included in
the standard
equipment.

The RIDGID® Model 916 Roll Groover is the most durable and efficient lightweight portable unit available. Built with a solid, durable cast-iron housing, it withstands heavy usage, yet is light enough for easy transportation. It features a patented single stroke feed mechanism that allows for accurate operation quickly and effortlessly.

Features

- Specifically designed for field service roll grooving applications.
- Quick and easy mount to RIDGID® Model 300 Power Drive, Model 535, Model 300 Compact and Model 1233 Machines. See chapter 4 of the catalog.
- Cam-type feed actuation – translates into minimum operator effort to form roll grooves.
- Durable cast-iron housing withstands extensive field use.
- Depth adjustment screw separate from feed mechanism allows for consistent groove depth.
- Lightweight, only 33 lbs., allows for easy transport and storage.
- Integral feed handle is part of overall unit. No extra tools required.
- Optional Roll Sets for: Copper 2" - 6" (Types K, L, M, DWV), 1" Sch. 10, 40 steel pipe.
- Optional 1¼" - 1½" and 2" - 6" AWWA (American Water Works Association) Roll Sets.
- Easy serviceability – drive and groove rolls are easy to change.

Standard Equipment

- One 2" - 6" Roll Groove Set for steel. (2" - 6" Schedule 10, 2" - 3" Schedule 40).

Model 916 Ordering Information and Accessories

Catalog No.	Model No.	Description	Weight	
			lb.	kg
45007	916	Roll Groover for 300 Power Drive	33	15
60382	916	Roll Groover for 535	33	15
48307	916	Roll Groover for 300 Compact / 1233	33	15
Accessories				
45347	–	Roll Set for 1" Sch. 10, 40 (optional)	6	2,6
45352	–	Roll Set for Copper (optional)	6	2,6
69667	–	Roll Set for 1¼" - 1½" AWWA (optional)	6	2,6
69692	–	Roll Set for 2" - 6" AWWA (optional)	6	2,6
67662	–	Adapter Bracket for 300 Compact*	30	13,6
76822	–	English Diameter Tape	0.5	0,1
76827	–	Metric Diameter Tape	0.5	0,1

Note: A Roll Set consists of a Groove Roll and a Drive Roll.

* The adapter bracket allows 916 Roll Groover for 300 Power Drive (#45007) to be mounted on a 300 Compact.

ROLL GROOVING



Capacities

Pipe Wall Thickness	Nominal Inch	1	1¼	1½	2	2½	3	4	6	8	10	12
	Schedule 10 in. (mm.)		.109 (2,8)	.109 (2,8)	.109 (2,8)	.109 (2,8)	.120 (3,0)	.120 (3,0)	.134 (3,4)	.134 (3,4)	.148 (3,8)	.165 (4,2)
Schedule 40 in. (mm.)		.133 (3,4)	.149 (3,6)	.146 (3,7)	.154 (3,9)	.203 (5,2)	.216 (5,5)	.237 (6,0)	.280 (7,1)	.322 (8,2)	.365 (9,3)	.406 (10,3)
Pipe Diameter	Nominal Metric mm	25,00	32,00	40,00	50,00	65,00	80,00	100,00	150,00	200,00	250,00	300,00
	Actual O.D. Metric	33,40	42,16	48,26	60,33	73,03	88,90	114,30	168,28	219,08	273,05	323,85

Model No.	Machine	Material	
916	300 300 Compact 1233 535	Steel	EN 10255, DIN 2440, 2441, 2448, 2458 up to maximum 5,4 wall thickness
		Stainless Steel mm	Up to maximum 4,5 wall thickness
		Use Roll Set	45347 69667 Standard equipment / 69692
		Steel - Heavy Wall mm	Up to 7,1 wall
		Copper	ISO 274 / EN 1057
		Use Roll Set	45352

ROLL GROOVING

Model 918 Hydraulic Roll Groover



Model 918

The RIDGID® Model 918 Hydraulic Roll Groover features a powerful 15-ton hydraulic ram in a compact, easy to transport unit. With one man set-up and operation, it is the ideal groover for job site requirements. The Model 918 mounts quickly to RIDGID® models 300 power drive, 535, 300 Compact, 1233, or 1224 threading machines. (See pages 4.16, 4.20, 4.22, 4.26 and 4.28.) Designed to provide maximum efficiency, it is capable of grooving up to 12" Schedule 10 and 8" Schedule 40 standard wall pipes. Roll Set changeout is accomplished in seconds.

Standard Equipment

- One 2" - 6" Schedule 10/40 Roll Set.
- One 8" - 12" Schedule 10 (8" Schedule 40) Roll Set.
- Tools for Roll Set Change.
- One Carrying case for Roll Sets.

Model 918 Ordering Information and Accessories

Catalog No.	Model No.	Description	Weight	
			lb.	kg
48297	918	918 Roll Groover w/300 Power Drive Mount Kit 2" - 12"	104	47,2
57092	918	918 Roll Groover w/1233/300 Compact Carriage Mount Kit 2" - 12"	128	58
19131	918	918 Roll Groover w/1233/300 Compact Carriage Mount Kit 2" - 6"	112	51
48382	918	918 Roll Groover w/1224 Carriage Mount Kit 2" - 12"	131	59,5
48387	918	918 Roll Groover w/535 Carriage Mount Kit 2" - 12"	117	53,1
47222	918 only	918 Roll Groover Only 2" - 12"	95	43,1
58682	918 only	918 Roll Groover Only 2" - 6"	71	32
Mounting Kit Only				
48292	911	300 Power Drive Mount Kit Only	9	4
56607	-	1233/300 Compact Carriage Mount Kit Only	22	10
48397	914	1224 Carriage Mount Kit Only	36	16,4
48402	915	535 Carriage Mount Kit Only	22	10
Accessories				
48405	-	Roll Set for 8" - 12" Sch. 10 (8" Sch. 40) with carry case.	18	8,2
48407	-	Roll Set for 1¼" to 1½" Sch. 10/40. Tool box includes drive shaft, bolt and tools.	10	4,5
48412	-	Roll Set for 1" Sch. 10/40, and 1¼" to 1½" Sch. 10/40. Tool box includes drive shaft, bolt and tools.	20	9
48417	-	Roll Set for copper (2" - 6")	10	4,5
51432	-	Drive Roll 2" - 6"	12,6	5,7
49217	-	Groove Roll 2" - 6"	22	10
59992	-	2½" - 12" Stabilizer for grooving nipples. For 918 w/300, 300 Compact, 1233 Mounting Kit or 918-I	11	5
49662	-	Tool Box	5	2
76822	-	English Diameter Tape	0,5	0,1
76827	-	Metric Diameter Tape	0,5	0,1

Note: A Roll Set consists of a Groove Roll and a Drive Roll.

"Do not use to groove 8" schedule 40 steel pipe harder than 150 Brinell".

ROLL GROOVING



Capacities

Pipe Wall Thickness	Nominal Inch	1	1¼	1½	2	2½	3	4	6	8	10	12
	Schedule 10 in. (mm.)		.109 (2,8)	.109 (2,8)	.109 (2,8)	.109 (2,8)	.120 (3,0)	.120 (3,0)	.134 (3,4)	.134 (3,4)	.148 (3,8)	.165 (4,2)
Schedule 40 in. (mm.)		.133 (3,4)	.149 (3,6)	.146 (3,7)	.154 (3,9)	.203 (5,2)	.216 (5,5)	.237 (6,0)	.280 (7,1)	.322 (8,2)	.365 (9,3)	.406 (10,3)
Pipe Diameter	Nominal Metric mm	25,00	32,00	40,00	50,00	65,00	80,00	100,00	150,00	200,00	250,00	300,00
	Actual O.D. Metric	33,40	42,16	48,26	60,33	73,03	88,90	114,30	168,28	219,08	273,05	323,85

Model No.	Machine	Material			
918	300 300 Compact 1233 535 1224	Steel mm	EN 10255, DIN 2440, 2441, 2448, 2458 up to maximum 7,1 wall thickness		
		Stainless Steel mm	Up to maximum 5,6 wall thickness		
		Use Roll Set	48407	Standard equipment/ 49217 + 51432	48405
			48412		
		Copper		ISO 274/ EN 1057	
		Use Roll Set		48417	

ROLL GROOVING

Model 918-I Roll Groover



The RIDGID® Model 918-I Roll Grooving Machine is capable of grooving 1" to 8" Schedule 40 and 1" to 12" Schedule 10 pipe faster than any roll grooving machine in its class. Powered by a 1.2 HP universal motor and heavy duty transmission, the Model 918-I produces high quality grooves consistently and effortlessly.

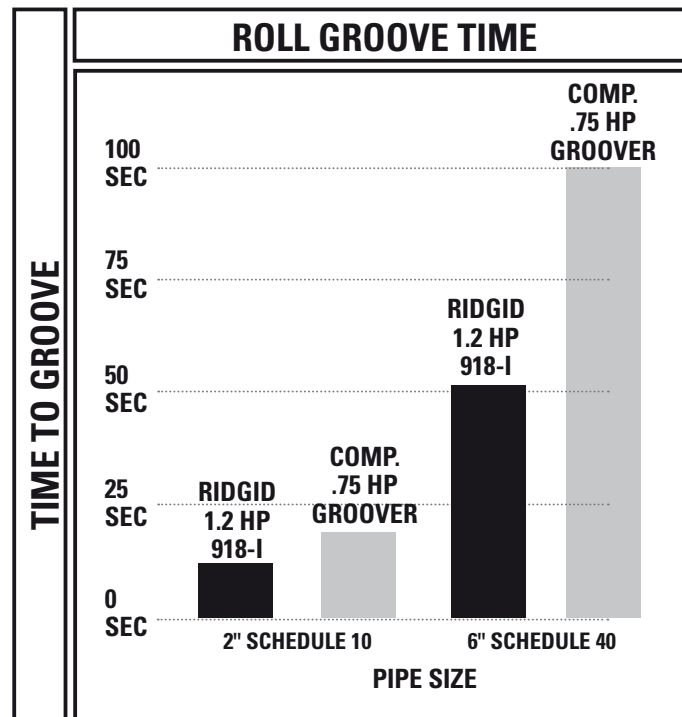
It comes standard with a rugged wheel stand built for mobility in the shop without compromising stability. The stand's tray is tough enough to support 200 lbs. (91 kg). The Model 918-I uses a custom-designed, two-stage hydraulic pump that minimizes pipe flare, operator fatigue and hydraulic fluid leaks.

Features

- Fastest roll groove time in its class. (See Roll Groove Time chart below).
- Offers maximum versatility in roll grooving capacities (see specifications below).
- Custom engineered 2-stage, 15-ton hydraulic pump and ram eases grooving and reduces flare and operator's fatigue.
- Produces consistent, high quality roll grooves.

Standard Equipment

- One 2" - 6" Schedule 10/40 Roll Set.
- One 8" - 12" Schedule 10 (8" Schedule 40) Roll Set.
- One Tool for Roll Set Changeout.
- One Carry Case for Roll Sets.
- One Heavy-Duty Wheel Stand with Tray.
- One Foot Switch.
- One 2½" - 12" Stabilizer for Grooving Nipples.



For pipe stands, see page 2.4.

ROLL GROOVING



Model 918 Ordering Information and Accessories

Catalog No.	Model No.	Description	Weight	
			lb.	kg
64977	918-I	Roll Grooving Machine Complete. 115V	185	84,1
65902	918-I	Roll Grooving Machine Complete. 230V	185	84,1
Accessories				
48405	—	Roll Set for 8" - 12" Sch 10 (8" Sch 40) With Carry Case	18	8,2
48407	—	Roll Set for 1¼" - 1½" Sch 10/40 With Carry Case	10	4,5
48412	—	Roll Set for 1" Sch 10/40 and 1¼" - 1½" Sch 10/40 With Carry Case	20	9
48417	—	Roll Set for 2" - 6" Copper	10	4,5
51432	—	Drive Roll 2" - 6"	12,6	5,7
49217	—	Groove Roll 2" - 6"	22	10
59992	—	2½" - 12" Stabilizer for Grooving Nipples	11	5
76822	—	English Diameter Tape	0,5	0,1
76827	—	Metric Diameter Tape	0,5	0,1

Note: A Roll Set consists of a Groove Roll and a Drive Roll.

Note: "Do not use to groove 8" schedule 40 steel pipe harder than 150 Brinell".

Capacities

Pipe Wall Thickness	Nominal Inch	1	1¼	1½	2	2½	3	4	6	8	10	12
	Schedule 10 in. (mm.)		.109 (2,8)	.109 (2,8)	.109 (2,8)	.109 (2,8)	.120 (3,0)	.120 (3,0)	.134 (3,4)	.134 (3,4)	.148 (3,8)	.165 (4,2)
Schedule 40 in. (mm.)		.133 (3,4)	.149 (3,6)	.146 (3,7)	.154 (3,9)	.203 (5,2)	.216 (5,5)	.237 (6,0)	.280 (7,1)	.322 (8,2)	.365 (9,3)	.406 (10,3)
Pipe Diameter	Nominal Metric mm	25,00	32,00	40,00	50,00	65,00	80,00	100,00	150,00	200,00	250,00	300,00
	Actual O.D. Metric	33,40	42,16	48,26	60,33	73,03	88,90	114,30	168,28	219,08	273,05	323,85

Model No.	Machine	Material			
918	Integral Roll Groover	Steel mm	EN 10255, DIN 2440, 2441, 2448, 2458 up to maximum 7,1 wall thickness		
		Stainless Steel mm	Up to maximum 5,6 wall thickness		
		Use Roll Set	48407	Standard equipment / 49217 + 51432	48405
			48412		
		Copper		ISO 274 / EN 1057	
		Use Roll Set		48417	

ROLL GROOVING

Model 920 Roll Groover



The RIDGID® Model 920 Roll Groover takes grooving to a whole new level. With a capacity range of 2" - 24" diameter pipe, it has the largest capacity of any RIDGID® roll groover. The Model 920 mounts to the RIDGID® Model 300 Power Drive for use in the field or shop. Also available is the Model RJ-624 Large Diameter Pipe Support for grooving pipe up to 24" in diameter, a perfect complement to the Model 920 Roll Groover (see page 2.5).

Model 920 Benefits

- Largest grooving capacity in its class.
- Transportation Mode – Detachable Wheels enable one man to easily move the Model 920 around a jobsite.
- Patented Depth Setting Gauge – Easy and accurate groove depth setting does not require adjusting the protective guarding.
- Built-in Pressure Gauge – Helps operator monitor hydraulic pressure to control flare and optimize groove time.
- Front Roll Set Change-Out – User can switch groove roll sets quickly and easily.
- Easy Adjust Support Legs – Helpful when leveling the groover on uneven ground.

Standard Equipment

- Model 920 Roll Groover with support legs.
- 2" - 6" Schedule 10/40 Groove Roll Set with box.
- 8" - 12" Schedule 10/40 Groove Roll Set.
- 14" - 16" Standard Wall (0.375) Groove Roll Set with box.
- Model 920 Training Video and User Manual.
- Transport wheels.

Ordering Information and Accessories

Catalog No.	Model No.	Description	Weight	
			lb.	kg
95782	920	920 Roll Groover with 2" - 6" Sch. 40, 8" - 12" Sch. 40 and 14" - 16" Std. Wall Roll Sets	199	90,3
96987	–	Drive and Groove Roll Set for 18" - 20" Sch. 10 Steel or Stainless Steel	21	9,5
96992	–	Drive and Groove Roll Set for 22" - 24" Sch. 10 Steel or Stainless Steel	22	10
96997	–	Drive and Groove Roll Set for 4" - 6" Sch. 40 Steel or Stainless Steel	20	9
96982	–	Drive and Groove Roll Set for 2" - 8" Copper Tube Type K, L, M, and DMV	20	9
96372	RJ-624	RJ-624 Large Diameter Pipe Stand	167	75,7
76827	–	Metric Diameter Tape	0,5	0,1
76822	–	English Diameter Tape	0,5	0,1

Note: See Pipe Stands on page 2.4.



For pipe stands, see page 2.4.

ROLL GROOVING



Capacities

Pipe Wall Thickness	Nominal Inch	2	2½	3	4	6	8	10	12	14	16	18	20	22	24	
	Schedule 10 in. (mm.)	.109 (2,8)	.120 (3,0)	.120 (3,0)	.134 (3,4)	.134 (3,4)	.148 (3,8)	.165 (4,2)	.180 (4,6)	.25 (6,4)	.25 (6,4)	.25 (6,4)	.25 (6,4)	.25 (6,4)	.25 (6,4)	.25 (6,4)
	Schedule 40 in. (mm.)	(.154) (3,9)	(.203) (5,2)	(.216) (5,5)	(.237) (6,0)	(.280) (7,1)	(.322) (8,2)	(.365) (9,3)	(.406) (10,3)	—	—	—	—	—	—	—
Pipe Diameter	Nominal Metric mm	50,00	65,00	80,00	100,00	150,00	200,00	250,00	300,00	350,00	400,00	450,00	500,00	550,00	600,00	
	Actual O.D. Metric	60,33	73,03	88,90	114,30	168,28	219,08	273,05	323,85	355,60	406,40	457,20	508,00	559,00	609,90	

Model No.	Machine	Material															
920	Roll Groover	Steel mm	EN 10255, DIN 2440, 2441, 2448, 2458 up to maximum 7,1 wall thickness								Max. 6,4	Max. 6,4	Max. 6,4	Max. 6,4	Max. 6,4	Max. 6,4	
		Use Roll Set	Standard equipment / 10843				Standard equipment / 10848				10853		96987		96992		
		Stainless Steel mm	Up to maximum 4,5 wall thickness								Max. 5,6	Max. 5,6	Max. 5,6	Max. 5,6	Max. 5,6	Max. 5,6	
		Use Roll Set mm	Standard equipment / 10843			96997			Standard equipment / 10848			10853		96987		96992	
		Copper	ISO 274 / EN 1057														
		Use Roll Set	96982														



ROLL GROOVING



Sawing & Drilling

- Wide selection from a single source.
- Durable designs.



Type	No. of Models	Capacity		Page
		in	mm	
Hand Saws & Blades	5	18	455	6.2
Dry Cut Saws	2	–	–	6.3
Reciprocating Saws				
Model 530-2 Reciprocating Saw & Blades	1	–	–	6.4
Model 550-1 Reciprocating Saw & Blades	3	–	–	6.6
Hole Cutting				
Model HC300	1	Up to 3	76	6.8
Model HC450	2	Up to 4¾	120	6.9
Hole Saws	51	Up to 6	152	6.10
Hole Saw Kits	3	Up to 2½	Up to 67	6.11
Hole Saw Arbors	9	–	–	6.11
Arbor Extension	1	½	12	6.11
Pilot Drill	2	⅛	6.4	6.11
Diamond Drilling Machines				
HC-2W	2	5¼	132	6.12
RB-3W	4	6½	162	6.14
RB-208/3	3	8	200	6.16
RB-214/3	3	13¾	350	6.17
Drilling Accessories				
Bits	–	–	–	6.19
Crown Segment	19	Up to 4¼	Up to 112	6.19
Segmented (Wet)	37	Up to 17¾	450	6.20
Segmented (Dry)	18	Up to 12	300	6.21
Drilling Accessories	–	–	–	6.22

SAWING & DRILLING

Hand Saws

RIDGID® sawing machines and saws have been developed by professionals for professionals. Whatever your requirements are in matters of sawing, the RIDGID® program of sawing products will offer you the solution.



No. 212 Pro Arc Hacksaw

Features

- Designed for maximal strength and maximum control in a lightweight hacksaw.
- Large tensioning knob for fast blade replacement.
- Rubberized handgrips for maximal comfort.
- Two mounting positions for the blade (45° or 90° cut angles).

Catalog No.	Model No.	Description	Blade Length		Weight		Std. Pack
			in.	mm	lb.	kg	
20238	212	Pro Arc hacksaw	12	300	1.3	0,6	1



Model 1205 PVC/ABS Saw

Features

- Designed for fast and accurate plastic pipe cutting.

Catalog No.	Model No.	Description	Blade Length		Weight		Std. Pack
			in.	mm	lb.	kg	
50522	1205-18	Saw for PVC/ABS Pipe	18	455	0.8	0,4	1
50532	1205-2	18" Replacement Blade f/ 1205	18	455	0.6	0,3	1

Bi-Metal Hacksaw Blades

Available in 18 TPI – 24 TPI and 300 mm length.



Catalog No.	Model No.	Description	Length		TPI	Weight		Std. Pack
			in.	mm		lb.	kg	
56847	1218-BM	H/d Applications > 3 mm	12	300	18	3.3	1,5	100
56852	1224-BM	General Purpose Applications	12	300	24	3.3	1,5	100

Model 590L Dry-Cut Saw



Features

- Powerful 2.200 W motor.
- No load speed 1.300 RPM.
- Fitted standard with a 14" (355 mm) 80 Teeth "long life" TCT-tipped blade.
- Produces clean, virtually burr-free cuts on steel, copper, aluminum and plastics.
- Adjustable cutting angle 45° - 90°.
- Quick-acting clamping system for fast operation.
- Spindle-lock for easy blade change.

Catalog No.	Model No.	Description	Weight		Std. Pack
			lb.	kg	
26641	590L	Dry-Cut Saw 230 V 50 HZ	50	23,0	1
26651	590L	Dry-Cut Saw 115 V 50 HZ	50	23,0	1

Application Chart (mm)

Profile	Maximum dimensions		Maximum Wall Thickness At Maximum Dimensions				
	< 32 Rc 90°	<32 RC 45°	Ferrous Metals	Copper/ Zinc	Brass	Aluminium	PVC/ ABS
○	130	100	> 0,5 < 6	> 0,5 < 6	> 1,5 < 4	> 0,5 < 6	> 0,5 < 6
□	115 x 115	90 x 90	> 0,5 < 6	> 0,5 < 6	> 1,5 < 4	> 0,5 < 6	> 0,5 < 6
▭	95 x 180	90 x 100	> 0,5 < 6	> 0,5 < 6	> 1,5 < 4	> 0,5 < 6	> 0,5 < 6
└	85 x 85	75 x 75	> 0,5 < 6	> 0,5 < 6	> 1,5 < 4	> 1,0 < 6	> 0,5 < 6

The material thickness given is a guide for profiles at the maximum size for a given hardness.

Tungsten Carbide Tipped Saw Blades




Professional TCT saw blade, designed to cut steel, copper, aluminum and plastics with a maximum wall thickness of 6 mm.

Features

- Cutting angle 0°.
- Clearance angle 13°.
- Chamfer angle 45°.

Catalog No.	Description	Bore mm	Diameter mm	Z	Weight		Std. Pack
					lb.	kg	
58466	TCT Saw Blade for 590	25,4	305	70	2,5	1,12	1
58476	TCT Saw Blade for 590L	25,4	355	80	3,7	1,70	1
71976	TCT Saw Blade for 570	20,0	185	36	0,7	0,3	1

Reciprocating Sawing Machine



Universal Model 530-2

Features

- Powerful 1.300 W motor.
- Orbital and reciprocating action.
- Electronic Power Control.
- Adjustable speed 0 - 2.400 SPM.
- Electronic overload protection.
- Weighs only 3,5 kg. Capacity.

Capacity

- Steel Pipe: 2".
- Sheet Steel: 0.24" (6 mm) maximum wall thickness.
- Wood: 3" x 3" (75 mm x 75 mm).

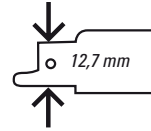
Catalog No.	Description	Weight		Std. Pack
		lb.	kg	
33621	1.300 W Reciprocating Sawing Machine 230 V	7¾	3,5	1

Accessories

Catalog No.	Description	Weight		Std. Pack
		lb.	kg	
78116	Pipe Support 1½	2¼	1,0	1
78186	Metal Carrying Case for 530-2	8¾	4,0	1

Bi-Metal Universal Single Shank Reciprocating Saw Blades

Recommended for use with RIDGID® 530 machines.



Wood Roughing



Catalog No.	Model No.	Length		Teeth per in.	Std. Pack
		in.	mm		
47082	D-989	6	150	6	5
47087	D-990	12	300	6	5
83226	D-973	8	200	6	5

General Purpose Including Wood with Nails



Catalog No.	Model No.	Length		Teeth per in.	Std. Pack
		in.	mm		
33437	D-9999	12	300	10	5
83236	D-974	8	200	10	5
83246	D-975	12	300	5/8	5

Non-Ferrous Metals, Sheet Steel

> 0.12" < 0.24" (> 3 mm < 6 mm) wall thickness.



Catalog No.	Model No.	Length		Teeth per in.	Std. Pack
		in.	mm		
80500	D-984	4	100	14	5
80505	D-985	6	150	14	5
20321	D-1014	8	200	14	5

Non-Ferrous Metals, Galvanised Steel Pipe Tubing

> 0.06" < 0.12" (> 1,5 mm < 3 mm) wall thickness.



Catalog No.	Model No.	Length		Teeth per in.	Std. Pack
		in.	mm		
80480	D-980	4	100	18	5
80510	D-986	6	150	18	5
83206	D-971	8	200	18	5
83216	D-972	9	250	18	5
80520	D-988	2 1/2	65	18	5

Sheet Steel and Tubing

> 0.02" < 0.06" (> 0,4 mm < 1,5 mm) wall thickness.



Catalog No.	Model No.	Length		Teeth per in.	Std. Pack
		in.	mm		
80485	D-981	4	100	24	5
80515	D-987	6	150	24	5

Abrasive Materials

> 0.02" < 0.06" (> 0,4 mm < 1,5 mm) wall thickness.



Catalog No.	Model No.	Length		Teeth per in.	Std. Pack
		in.	mm		
74266	D-1015	8	200	--	5

SAWING & DRILLING

Heavy-Duty Reciprocating Sawing Machine



Professional Heavy-Duty Model 550-1

Features

- Powerful 1.200 W motor.
- Orbital and reciprocating action.
- Electronic power control.
- Adjustable speed 800 - 2.400 SPM.
- Electronic overload protection.
- Weighs only 3,2 kg.

Capacity

- Steel Pipe: 4".
- Sheet Steel: 0.24" (6 mm) maximum wall thickness.
- Wood: 4.72" x 4.41" (120 mm x 112 mm).

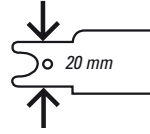
Catalog No.	Description	Weight		Std. Pack
		lb.	kg	
16341	1.200 W Reciprocating Saw 230 V incl. 6" Chain Vice and Metal Carrying Case	21	9,5	1
16711	1.200 W Reciprocating Saw 230 V Switz. incl. 6" Chain Vice and Metal Carrying Case	21	9,5	1
16351	1.200 W Reciprocating Saw 115 V incl. 6" Chain Vice and Metal Carrying Case	21	9,5	1

Accessories

Catalog No.	Description	Weight		Std. Pack
		lb.	kg	
45297	6" Chain Vice for 550 Saw	4½	2,0	1
33036	Metal Carrying Case for 550 Saw	10	4,5	1

Bi-Metal Double Shank Reciprocating Sawing Blades

Recommended for use with RIDGID® 550 machines.



Heavy Wall Steel Pipe

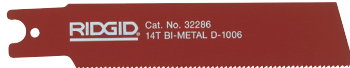
> 0.12" < 0.24" (> 3 mm < 6 mm) wall thickness.



Catalog No.	Model No.	Length		Teeth per in.	Std. Pack
		in.	mm		
71926	D-1004	6	150	8	5
71936	D-1005	8	200	8	5
71946	D-1009	12	300	8	5

Steel Pipe, Nail-Embedded Wood and Universal Applications

> 0.06" < 0.16" (> 1,5 mm < 4 mm) wall thickness.



Catalog No.	Model No.	Length		Teeth per in.	Std. Pack
		in.	mm		
32286	D-1006	6	150	14	5
32296	D-1007	8	200	14	5
35766	D-1008	12	300	14	5

Wood Roughing



Catalog No.	Model No.	Length		Teeth per in.	Std. Pack
		in.	mm		
35786	D-1011	12	300	6	5

Plaster



Catalog No.	Model No.	Length		Teeth per in.	Std. Pack
		in.	mm		
35796	D-1012	6	150	6	5

Hole Cutting Tools



Specifications

- Motor: Universal, 230 V 11 amp, 1.200 W.
- RPM: 360 (no load).
- Hole Cutting Capacity: up to 3" (76 mm).
- Chuck Size: 1/16" (1,6 mm) - 1/2" (13 mm).
- Pipe Diameter Mounting Range: 1 1/2" (38 mm) to 8" (200 mm).
- Weight: 31 lbs. (14 kg).
- Height: 12.8" (32,5 cm).
- Length: 11.9" (30 cm).
- Width: 13.2" (33,5 cm).
- Base and motor can be separated for easy mounting.

Model HC300

The RIDGID Model HC300 Hole Cutting Tool is designed to cut holes up to 3" (76 mm) diameter into steel pipe. The multiple hole size allows the use of fittings such as Mechanical T[™], Vic-O-Let[™], Weld-O-Let[™] and others for branching unpressurized pipelines.

The HC300 features a 1/2" (13 mm) capacity chuck to accommodate all sizes of holes up to 3" (76 mm) diameter and standard hole saw arbors up to 7/16" (11 mm). An integral motor and gear reduction optimizes the performance and saw life in the capacity range. A single-feed handle and ON/OFF switch allows for easy operation. The compact two-piece design allows the HC300 to be used in tight quarters and difficult-to-reach locations.

The Model HC300 offers great features that translate into unparalleled field and shop performance.

- Quick Connecting Two-piece Design. This unique design allows for easy mounting transport and set up. In addition, weighing only 31 lbs. (14 kg), the unit can be broken down into two lighter weight units for maximum transport and operation comfort. This is particularly useful when working off a ladder or overhead.
- Single-hand Chain Latching. The Model HC300 features a patented spring-loaded chain that saves time and significantly aids set up and operation.
- Ergonomic Design. With all controls at the operator's fingertips, the tool has been designed for maximum productivity.
- High Speed. With a powerful 1.200 W, 11 amp motor, the Model HC300 delivers 360 RPM to quickly bore holes while optimizing hole saw life.
- Horizontal and vertical flats to ensure perpendicular cutting.

Standard Equipment

- One Hole Cutting Tool (Base and Motor Assembly).
- One Chuck Key.

Accessories

- Hole Saws.
- R2S Solid Shank Arbor.
- Carrying Case.

Ordering Information

Catalog No.	Model No.	Description	Weight	
			lb.	kg
76787	HC300	3" (76 mm) Hole Cutting Tool 230 V, 50/60 Hz	31	14
16671	R2S	Solid Shank Arbor	3/4	0,3
84427	—	HC-450/HC-300 Carrying Case	19	8,6
77017	—	Chuck Key	1/4	0,1

Note: The HC300 is not a hot tapping tool.

Note: Use the R2S Arbor when drilling 1/4" (32 mm) and larger holes.



Model HC450

The RIDGID Model HC450 is engineered for continuous 1/4" (6 mm) to 4 3/4" (120 mm) hole cutting in and up to 8" (203 mm) diameter steel unpressurized pipe. The built-in level ensures line up for multiple holes when branching lines using Mechanical T, Vic-O-Let fittings or welded saddles. Dual-side feed handles and switches provide easier operation from any angle. In addition, the HC450's heavy-duty chuck accommodates 1/8" (3 mm) to 5/8" (16 mm) arbors. The HC450 is ideal for mechanical, industrial maintenance and fire protection contractors since it cuts holes into a wide variety of pipe materials. No off-the-shelf drill-based hole cutter compares in performance or durability to the rugged purposed-built Model 450:

- 13 amp 1.800 W worm-gear driven motor delivers unmatched hole cutting power for both thin and thick wall pipes.
- Engineered for 1/4" (6 mm) to 4 3/4" (120 mm) continuous dry or oiled hole cutting.
- Quickly mounts onto 1 1/4" (32 mm) to 8" (200 mm) diameter pipe.
- RPM maximizes holesaw life and does not spray lubricant or chips.
- Only 11 1/2" (29 cm) high for low clearance jobs.
- Dual-side controls provide easy operation.
- GFCI and a built-in breaker for operator protection.
- Chuck accommodates 1/8" (3 mm) to 5/8" (16 mm) arbors.
- Two carrying handles ease mounting and alignment.
- Built-in level for multiple hole alignment.

Standard Equipment

- One Hole Cutting Tool.
- One 5/8" (16 mm) Arbor only for Hole Saws.
- One Chuck Key.

Ordering Information

Catalog No.	Model No.	Description	Weight	
			lb.	kg
57597	HC450	4 3/4" (120 mm) Hole Cutting Tool 230 V	42.0	19.0
25668	HC450	4 3/4" (120 mm) Hole Cutting Tool 115 V	42.0	19.0

Note: The HC450 is not a hot tapping tool.

Specifications

- Motor: Universal, 115 V or 230 V, 1.800 W.
- RPM: 110 (no load).
- Hole Cutting Capacity: up to 4 3/4" (120 mm).
- Chuck Size: 1/8" (3 mm) - 5/8" (16 mm).
- Pipe Diameter Mounting Range: 1 1/4" (32 mm) to 8" (200 mm).
- Weight: 42 lbs. (19 kg).
- Height: 11 1/2" (29 cm).
- Length: 17" (43 cm).
- Width: 17" (43 cm).

Accessories

Catalog No.	Model No.	Description	Weight	
			lb.	kg
84427	-	HC-450/HC-300 Carry Case	19.0	8,6
59502	R4	5/8" (16 mm) Arbor only for Hole Saws	1/4	0,1
59132	-	Chuck Key	1/4	0,1

SAWING & DRILLING

Hole Saws



Variable Pitch Hole Saws

Outperform and outlast traditional standard pitch models. Bi-metal construction with teeth made from specially hardened type M3 high speed steel. The varying teeth height and gullet sizes result in much faster cutting and longer life. For wood; mild, stainless steel; cast iron; brass and aluminum. 51 sizes from 14 mm to 152 mm.

Features

- Depth of cut: 1½" (38 mm).
- Bi-metal construction.
- M 3 HSS Cutting edge.
- 3/5 TPI Variable pitch.
- Positive tooth rake.

Use RIDGID Thread Cutting Oil on all metal except cast iron.

Arbor R0 / R1 / R5

Catalog No.	Model No.	Size		Steel RPM	S/Steel RPM	Cast iron RPM	Brass RPM	Aluminium RPM	Std. Pack
		in.	mm						
52755	M14	9/16	14	580	300	400	790	900	1
52760	M16	5/8	16	550	275	365	730	825	1
52765	M17	11/16	17	500	250	330	665	750	1
52770	M19	3/4	19	460	230	300	600	690	1
15561	M20	25/32	20	425	210	280	560	630	1
52775	M21	13/16	21	390	195	260	520	585	1
52780	M22	7/8	22	370	185	245	495	555	1
52785	M24	15/16	24	350	175	235	470	525	1
52790	M25	1	25	325	160	215	435	480	1
52795	M27	1 1/16	27	310	155	210	420	465	1
52800	M29	1 1/8	29	300	150	200	400	450	1
52805	M30	1 1/32	30	285	145	190	280	425	1

Arbor R2 / R2S / R3 / R6 / R7

Catalog No.	Model No.	Size		Steel RPM	S/Steel RPM	Cast iron RPM	Brass RPM	Aluminium RPM	Std. Pack
		in.	mm						
52810	M32	1/4	32	275	140	180	360	410	1
52815	M33	1 1/32	33	260	135	175	345	390	1
52820	M35	1 1/8	35	250	125	165	330	375	1
52825	M37	1 15/32	37	240	120	160	315	360	1
52830	M38	1 1/2	38	230	115	150	300	345	1
52835	M40	1 1/16	40	220	110	145	290	330	1
52840	M41	1 5/8	41	210	105	140	280	315	1
52845	M43	1 11/16	43	205	100	135	270	305	1
52850	M44	1 3/4	44	195	95	130	260	295	1
52855	M46	1 13/16	46	190	95	125	250	285	1
52860	M48	1 7/8	48	180	90	120	240	270	1
52865	M51	2	51	170	85	115	230	255	1
52870	M52	2 1/16	52	165	80	110	220	245	1
52875	M54	2 1/8	54	160	80	105	210	240	1
52880	M57	2 1/4	57	150	75	100	200	225	1
52885	M59	2 5/16	59	145	75	100	195	225	1
52890	M60	2 3/8	60	140	70	95	190	220	1
52895	M64	2 1/2	64	135	65	90	180	205	1
52900	M65	2 5/16	65	130	65	85	175	200	1
52905	M67	2 5/8	67	130	65	85	175	200	1
52910	M70	2 3/4	70	125	60	80	160	185	1
52915	M73	2 7/8	73	120	60	80	160	180	1
52920	M76	3	76	115	55	75	150	170	1
52925	M79	3 1/8	79	110	55	70	140	165	1
52930	M83	3 1/4	83	105	50	70	140	155	1
52935	M86	3 3/8	86	100	50	70	130	150	1
52940	M89	3 1/2	89	95	45	65	130	145	1
52945	M92	3 5/8	92	95	45	60	120	140	1
52950	M95	3 3/4	95	90	45	60	120	135	1
52955	M98	3 7/8	98	90	45	60	120	135	1
52960	M102	4	102	85	40	55	110	130	1
52965	M105	4 1/8	105	80	40	55	110	120	1
52970	M108	4 1/4	108	80	40	50	100	120	1
52975	M110	4 3/8	110	80	40	55	100	120	1
52980	M114	4 1/2	114	75	35	50	100	105	1
52985	M121	4 3/4	121	70	35	45	90	95	1
52990	M127	5	127	65	30	40	85	90	1
52995	M140	5 1/2	140	60	30	35	80	85	1
53000	M152	6	152	55	25	35	75	85	1

Hole Saw Kits

Plumber's, electrician's and combination kits each contain a selection of RIDGID hole saws and hole saw arbors for cutting through wood, steel, cast iron, brass and aluminum.



Catalog No.	Model No.	Description	3/4" 19 mm	5/8" 22 mm	1 1/8" 29 mm	1 1/4" 35 mm	1 1/2" 38 mm	1 3/4" 44 mm	2" 51 mm	2 1/4" 57 mm	2 1/2" 64 mm	2 5/8" 67 mm	Arbors			Weight	
													R0	R1	R2	lb.	kg
81490	1248	Plumber Kit		•	•			•	•			•		•	•	3 3/4	1,5
81495	1249	Electrician Kit		•	•	•		•	•					•	•	3 3/4	1,5
81500	1250	General Purpose Kit	•	•	•	•	•	•	•	•	•			•	•	6 1/4	2,8

Hole Saw Arbors



Catalog No.	Model No.	Description	f/ chuck Size		Fits Saws	Shank Size			Weight		Std. Pack
			in.	mm		in.	Type	mm	lbs.	kg	
53065	R0	Hole Saw Arbor	1/8 - 3/8	6 - 10	M 14 - M 30	1/8	Round	6	1/4	0,1	1
53070	R1	Hole Saw Arbor	1/2	12	M 14 - M 30	3/8	Hex	11	1/4	0,1	1
53075	R2	Hole Saw Arbor	1/2	12	M 32 - M 152	3/8	Hex	11	1/2	0,2	1
16671	R2S	Hole Saw Arbor H/D	1/2	12	M 32 - M 152	3/8	Hex	11	1/2	0,2	1
53080	R3	Hole Saw Arbor	3/4	20	M 32 - M 152	1/2	Hex	16	1/2	0,2	1
59502	R4	Hole Saw Arbor	1/2	16	M 76 - M 152	1/2	Hex	16	1/2	0,2	1
16286	R5	Hole Saw Arbor	3/8	10	M 14 - M 30	3/8	Hex	9	1/4	0,1	1
16296	R6	Hole Saw Arbor	1/2	12	M 32 - M 38	3/8	Hex	11	1/4	0,1	1
53090	R7	Hole Saw Arbor	3/8	10	M 32 - M 152	3/8	Hex	10	1/4	0,1	1

Note: R2S W / Heavy Duty shank is recommended for chuck sizes > 1/2" (13 mm).

Arbor Extension



Catalog No.	Model No.	Description	f/ chuck Size		Shank Size			Weight		Std. Pack
			in.	mm	in.	Type	mm	lbs.	kg	
81505	--	Arbor Extension	1/2	12	1/2	Hex	12	1	0,4	1

Accepts Arbor Nos. R1 - R2 - R2S - R6.

Pilot Drills



Catalog No.	Model No.	Description	Shank Size		Weight		Std. Pack
			in.	mm	lbs.	kg	
53085	--	Pilot Drill (115 mm)	1/8	6,4	1/4	0,1	3
16276	--	Pilot Drill (75 mm)	1/8	6,4	1/4	0,1	3

Diamond Drilling




Model HC-2W Drill/System

Motor Features

- Versatile: Suitable for dry or wet drilling.
- Freehand drilling in brickwork up to 5¼" (132 mm), freehand wet drilling in concrete up to 3¼" (82 mm); wet drilling in reinforced concrete up to 5¼" (132 mm) when using the stand (Cat. No. 59016).
- Regulation of waterflow located on the handle, for optimal control during handheld operation.
- Overload indicator (LED) gives visual feedback while drilling.
- External water seals for easy replacement.
- Supplied in metal carrying case.

Motor Technical Specifications

- 1.800 W, 2-Speed motor (800 / 1570 RPM).
- Spindle: ½" (12,7 mm) BSP (M).
- Adaptor: ½" (12,7 mm) (F) to ½" (12,7 mm) (F) included (Cat. No. 68426).
- Use of dust extractor (Cat. No. 68416) and pilot drill recommended when drilling dry.
- Mechanical protection clutch.
- Long connection cable with integrated ground fault circuit interrupter (PRCD) for operator safety.
- Replaceable carbon brushes.
- Tool weight: 13¼ lb. (6,0 kg).



Stand Features

- Recommended for more stable drilling with HC-2(W).
- Drill-hole centre indicator, drilling depth indicator for accurate drilling.
- Built-in spirit levels and 4 adjustment screws for perpendicular drilling.
- Combined base for vacuum or anchor fixing.

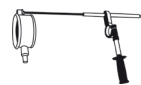



Stand Technical Specifications

- Max. capacity 5¼" (132 mm).
- Max. depth of feed: 17¾" (450 mm).
- Drilling angle up to 45°.
- Delivered with rubber seal for vacuum base.
- Dimensions of stand (L x W x H): 15¾" (400 mm) x 9" (230 mm) x 27½" (700 mm).
- Lightweight: 18¾ lb. (8,5 kg.).

Ordering Information

Catalog No.	Model No.	Description	Weight		Std. Pack
			lb.	kg	
26721	HC-2W	HC-2W, Handheld Dry and Wet Drill, 230 V, PRCO	13¼	6,0	1
26741	HC-2W-C	230 V Complete with Dust Extractor & Wrenches	14	6,4	1
59016	–	HC-2 Stand + Anchoring Set	15½	7,0	1
26381	–	HC-2W, 230 V + Stand + Anchoring Set	28½	13,0	1

Accessories

Catalog No.	Description	Weight		Std. Pack
		lb.	kg	
68526	 Water Collector for Handheld Wet Drilling up to 4¾" (112 mm) Note: water collector requires use of inserts: see page 6.18 for details.	–	–	–
68956	 Spare Rubber for Vacuum Base	¼	0,1	1
75566	 Water Collector ø 5¼" (ø 132 mm) for Stationary Use, with Fixing Clamp Included Delivered with 1 Rubber Seal	2¼	1,0	1
75576	 Rubber Seal for HC-2(W) Water Collector Ring	¼	0,1	1

Diamond Drilling



Model RB-3W Drilling System

System Features

1. Combined base for vacuum or anchor fixing.
2. 4 Adjustment screws for perpendicular drilling.
3. 2 Support arms for extra rigidity.
4. Built-in spirit levels.
5. Torsion-resistant aluminium column for drilling up to 45°.
6. Jack screw for clamping against the ceiling.
7. Motor gear box with integrated oil pump for continuous lubrication.
8. External water supply for wet drilling.
9. Drill-hole centre indicator for accurate drilling.

Optional Equipment: (See pages 6.15 - 6.18 for details).

10. Vacuum air hose (Cat. No. 51447).
11. Vacuum pump for fixation of base (Cat. No. 27471).
12. Water pressure tank (Cat. No. 61726).

Catalog No.	Model No.	Description	Weight		Std. Pack
			lb.	kg	
34501	RB-3W System	RB-3W Motor, 230 V + Stand + Anchoring Set	44	19,9	1
34601	RB-3W System	RB-3W Motor, 115 V + Stand + Anchoring Set	44	19,9	1
34611	RB-3W-C	RB-3W, 230 V Complete Includes: Motor, Dust Extractor, Wrenches, Stand, Anchoring Set, Vacuum Pump and Vacuum Air Hose	59	26,8	1
34621	RB-3W-C	RB-3W, 115 V Complete Includes: Motor, Dust Extractor, Wrenches, Stand, Anchoring Set, Vacuum Pump and Vacuum Air Hose	59	26,8	1
34521	RB-3W Stand	Stand for RB-3W	30½	13,8	1
34511	RB-3W Motor	RB-3W Dry and Wet Drilling Motor, 230 V, PRCD	13½	6,1	1
34581	RB-3W Motor	RB-3W Dry and Wet Drilling Motor, 115 V, PRCD	13½	6,1	1

RB-3W motor delivered standard with 1/2" (F) to 1/2" (F) & 1/4" (M) combi adaptor and 1/2" (F) to 1/2" (F) adaptor.

RB-3W Accessories

Catalog No.	Description	Weight		Std. Pack
		lb.	kg	
88916	Water Collector for Handheld Wet Drilling up to 3/4" (82 mm) Note: water collector requires use of inserts: see page 6.18 for details	½	0,2	1
66466	Spare Rubber for Vacuum Base	¼	0,1	1
84186	Water Collector ø 6" (ø 152 mm) for Stationary Use, with Fixing Clamp Included Delivered with 1 Rubber Seal	2¼	1,0	1
84196	Rubber Seal for RB-3W Water Collector Ring	½	0,2	1



Stand Features

- Combined base for vacuum or anchor fixing.
- Quick-acting motor connection.
- Ceiling jack on top of column.
- 2 Built-in spirit levels and 4 adjustment screws for perpendicular drilling.
- Drill-hole centre indicator, drilling depth indicator for accurate drilling.
- Carrying handle.
- Support arms for optimal fixation.

Stand Technical Specifications

- Max. capacity 162 mm.
- Max. depth of feed: 540 mm.
- Drilling angle up to 45°.
- Delivered with rubber seal for vacuum base.
- Dimensions of stand (L x W x H): 480 mm x 280 mm x 995 mm.
- Stand weight: 13,8 kg.

Model RB-3W Motor Features

- Suitable for dry or wet drilling, freehand drilling or drilling from the stand.
- Freehand dry drilling in brickwork up to 162 mm; freehand wet drilling in concrete up to 82 mm, wet drilling up to 162 mm with the stand.
- Regulation of waterflow located on the handle, for optimal control during handheld wet drilling operation.
- Tool-free quick-acting fixation of machine to the stand.
- Overload indicator (LED) gives visual feedback while drilling.
- Gearbox with integrated oil pump for continuous lubrication.
- Torque used for drilling adjusts itself according to selected gear.
- Supplied in a metal carrying case.
- External water seals for easy replacement.
- Water supply is physically separated from dust exhaust & rest of the machine, ensuring improved tool life and increased user safety.



Motor Technical Specifications

- 1.900 W, 3 speed motor (450 / 1250 / 2700 RPM).
- Spindle: ½" BSP (M).
- Adaptor: ½" BSP (F) to ½" BSP (F) included.
- Combi adaptor ½" BSP (F) to ½" BSP (F) & 1¼" UNC (M) included.
- Use of dust extractor (Cat. No. 68416) recommended when drilling dry.
- Mechanical protection clutch.
- Full-wave electronics with soft start, mechanical and thermal protection.
- Long connection cable with integrated user protection (PRCD).
- Replaceable carbon brushes.
- Tool weight: 6,1 kg.

Diamond Drilling



RB-208/3 Drilling System

Motor Features

- Quick-acting connection of machine to the stand.
- Overload indicator (LED) gives visual feedback while drilling.
- External water seal for easy replacement.
- Replaceable brushes.
- Moto cooling system for heavy duty application.
- Gearbox with integrated oil pump for continuous lubrication.

Motor Technical Specifications

- Max. capacity 8" (200 mm) with water collector.
- 2.500 W Motor, 3 speed (320 / 800 / 1300 RPM).
- Mechanical, electrical and thermal protection.
- Long connection cable with integrated user protection (PRCD).
- Motor weight: 30½ lb. (13,8 kg.).

Stand Features

- Combined base for vacuum or anchor fixing.
- Ceiling jack on top of column.
- 2 Built-in spirit levels for perpendicular drilling.
- Drill-hole centre indicator, drilling depth indicator for accurate drilling.
- Carrying handle.
- Support arms for optimal fixation.


Stand Technical Specifications

- Max. capacity 8" (200 mm).
- Max. depth of feed: 22" (560 mm).
- Drilling angle up to 45°.
- Delivered with rubber seal for vacuum base.
- Dimensions of stand (L x W x H): 19" (480 mm) x 11" (280 mm) x 39" (995 mm).
- Stand weight: 30⅞ lb. (14,0 kg.).

Catalog No.	Model No.	Description	Weight		Std. Pack
			lb.	kg	
33411	RB-208/3	RB-208/3, 230 V Motor + Stand + Anchoring Set + Wrenches	61¾	28,0	1
33421	RB-208/3-C	RB-208/3, 230 V Motor + Stand + Anchoring Set + Vacuum Pump + Air Hose + Wrenches	68⅞	31,0	1
33431	RB-208/3	RB-208/3, 115 V Motor + Stand + Anchoring Set + Wrenches	61¾	28,0	1

Accessories for RB 208 stand

Catalog No.	Description	Weight		Std. Pack
		lb.	kg	
66466	Spare Rubber for Vacuum Base	¼	0,1	1
75536	Water Collector Ring for RB-208/3; Delivered with Fixed Clamp and 1 Rubber Seal	¼	0,1	1
75546	Rubber Seal for RB-208/3 Water Collector Ring	½	0,2	1



RB-214/3 Drilling System

Motor Features

- Quick-acting connection of machine to the stand.
- Overload indicator (LED) gives visual feedback while drilling.
- External water seal for easy replacement.
- Replaceable brushes.
- Moto cooling system for heavy duty application.
- Gearbox with integrated oil pump for continuous lubrication.
- Carrying handle on the motor.

Motor Technical Specifications

- Max. capacity up to 13³/₄" (350 mm) with water collector.
- 3.500 W Motor, 3 speed (320 / 500 / 1030 RPM).
- Mechanical, electrical and thermal protection.
- Long connection cable with integrated user protection (PRCD).
- Motor weight: 30¹/₄ lb. (13,7 kg.).

Stand Features

- Heavy duty torsion resistant aluminium column.
- Solid base for anchor fixing.
- Ceiling jack on top of column.
- Wheels for optimal mobility.

Stand Technical Specifications

- Max. capacity 13³/₄" (350 mm).
- Max. depth of feed: 22" (560 mm).
- Drilling angle up to 45°.
- Horizontal and vertical spirit levels and four adjustment screws for perpendicular drilling.
- Drill-hole centre indicator for accurate drilling depth indicator.
- Optional: vacuum pad.
- Dimensions of stand (L x W x H): 17" (430 mm) x 9⁷/₈" (250 mm) x 43¹/₄" (1100 mm).
- Stand weight: 37¹/₂ lb. (17,0 kg.).

Catalog No.	Model No.	Description	Weight		Std. Pack
			lb.	kg	
35091	RB-214/3	RB-214/3, 230 V Motor + Stand + Anchoring Set + Wrenches	68 ¹ / ₄	31,0	1
35101	RB-214/3-C	RB-214/3, 230 V Motor + Stand + Anchoring Set + Vacuum Pad, Pump & Air Hose + Wrenches	75	34,0	1
35111	RB-214/3	RB-214/3, 115 V Motor + Stand + Anchoring Set + Wrenches	68 ¹ / ₄	31,0	1

Accessories for RB 208 stand

Catalog No.	Description	Weight		Std. Pack
		lb.	kg	
68346	Vacuum Pad for RB-214/3 (L x W x H): 13 ³ / ₈ " (340 mm), 20 ¹ / ₂ " (520 mm), 1 ¹ / ₂ " (40 mm)	11 ³ / ₄	5,3	x
74526	Spare Rubber for Vacuum Pad	¹ / ₄	0,1	1
84736	Water Collector Ring for RB-214/3; Delivered with Fixing Clamp and One Rubber Seal	⁵ / ₈	0,3	1
84746	Rubber Seal for RB-214/3 Water Collector Ring	⁵ / ₈	0,3	1

SAWING & DRILLING

Accessories for Core Drilling Machines

Accessories For Wet Drilling

Cat. No.	Description	HC-2W	RB-3W	RB-208	RB-214
61726	Water Pressure Tank (10 l)	•	•	•	•
68526	Water Collector for Handheld Wet Drilling up to 112 mm	•	–	–	–
88916	Water Collector for RB-3W	–	•	–	–
75586	Insert for Water Collector Handheld Drilling 10 mm	•	–	–	–
75596	Insert for Water Collector Handheld Drilling 12 mm	•	–	–	–
75606	Insert for Water Collector Handheld Drilling 14 mm	•	–	–	–
75616	Insert for Water Collector Handheld Drilling 16 mm	•	–	–	–
75626	Insert for Water Collector Handheld Drilling 18 mm	•	–	–	–
75636	Insert for Water Collector Handheld Drilling 20 mm	•	–	–	–
75646	Insert for Water Collector Handheld Drilling 22 mm	•	–	–	–
75656	Insert for Water Collector Handheld Drilling 25 mm	•	–	–	–
75666	Insert for Water Collector Handheld Drilling 28 mm	•	–	–	–
75676	Insert for Water Collector Handheld Drilling 30 mm	•	–	–	–
75687	Insert for Water Collector Handheld Drilling 32 mm	•	–	–	–
75696	Insert for Water Collector Handheld Drilling 35 mm	•	–	–	–
75706	Insert for Water Collector Handheld Drilling 40 mm	•	–	–	–
75716	Insert for Water Collector Handheld Drilling 52 mm	•	–	–	–
88926	Insert for Water Collector, 52 cm for RB-3W	–	•	–	–
75726	Insert for Water Collector Handheld Drilling 62 mm	•	–	–	–
75736	Insert for Water Collector Handheld Drilling 72 mm	•	–	–	–
88946	Insert for Water Collector, 72 cm for RB-3W	–	•	–	–
75746	Insert for Water Collector Handheld Drilling 82 mm	•	–	–	–
88956	Insert for Water Collector, 82 cm for RB-3W	–	•	–	–
75846	Insert for Water Collector Handheld Drilling 91 mm	•	–	–	–
75856	Insert for Water Collector Handheld Drilling 112 mm	•	–	–	–

Accessories For Stand Fixation

Cat. No.	Description	HC-2W	RB-3W	RB-208	RB-214
27471	Vacuum Pump, 230 V	•	•	•	•
84206	Vacuum Pump, 115 V	•	•	•	•
51447	Vacuum Air Hose	•	•	•	•
60796	Quick Fixing Device, max. 1.102 lb. (500 kg)	•	•	•	•
83386	Anchoring Set for Soft Material (Brickwork,...)	•	•	•	•
84606	Set of 2 Anchoring Plugs for Soft Material	•	•	•	•
75526	Anchoring Set for Hard Material (Concrete,...)	•	•	•	•
75796	Set of 10 Anchoring Plugs for Hard Material	•	•	•	•

General Accessories

Cat. No.	Description	HC-2W	RB-3W	RB-208	RB-214
27851	V1225 Dust & Water Extractor, 25 l Capacity	•	•	•	•
27861	V1250 Dust & Water Extractor, 50 l Capacity	•	•	•	•
53066	Set of Wrenches (22, 24, 26, 28, 32 mm)	•	•	–	–

Drilling Components

Wet

Adaptor of 1/2" to 1/2" (F)
Cat. No. 68426

Wet Bit 1/2" (M)

Wet Bit 1/4" (F)

Combi Adaptor of 1/2" (F) to 1/4" (M) + 1/2" (F) Cat. No. 83616

Cat. No. 68426 standard with HC-2
Cat. No. 68426 & 83616 standard with RB-3W

Dry

Pilot Twist Drill

Dust Extractor
Cat. No. 68416

Pilot Drill Holder
1/2" (F) to 1/2" (M)
Cat. No. 52566

Dry Bit 1/2" (F)

Pilot Drill Tip

V-1225 Cat. No. 27851
V-1250 Cat. No. 27861

Ejector Key
Cat. No. 52626

When dry drilling holes of > 3/4" (82 mm) it is recommended to use a pilot drill.

Handheld Wet Drilling with Crown Segment Diamond Bits

1/2" BSP (M) coupling fits:

- All core drilling machines with a 1/2" (12,7 mm) (F) connection.
- Current RIDGID® models: HC-2, HC-2W, RB-3W.
- Previous RIDGID® models: RB-204, RB-125.



Size (mm)	Catalog No.	Overall Length		Segment: H x W	
		in.	mm	in.	mm
10	42246	8	200	1/4 x 1/16	7,0 x 2,0
12	42256	8	200	1/4 x 1/16	7,0 x 2,0
14	42266	8	200	1/4 x 1/16	7,0 x 2,0
16	42276	8	200	1/4 x 1/16	7,0 x 2,0
18	42286	8	200	1/4 x 1/16	7,0 x 2,0
20	42296	13 3/4	350	1/4 x 1/16	7,0 x 2,0
22	42306	13 3/4	350	1/4 x 1/16	7,0 x 2,0
25	42316	13 3/4	350	1/4 x 1/16	7,0 x 2,0
28	42336	13 3/4	350	1/4 x 1/16	7,0 x 2,0
30	42346	13 3/4	350	1/4 x 1/16	7,0 x 2,0
32	52066	13 3/4	350	1/4 x 1/16	7,0 x 2,0
35	57296	13 3/4	350	1/4 x 1/16	7,0 x 2,0
40	52076	13 3/4	350	1/4 x 3/32	7,0 x 2,5
52	52086	13 3/4	350	1/4 x 3/32	7,0 x 2,5
62	52106	13 3/4	350	1/4 x 3/32	7,0 x 2,5
72	52096	13 3/4	350	1/4 x 3/32	7,0 x 2,5
82	52116	13 3/4	350	1/4 x 3/32	7,0 x 2,5
102	52126	13 3/4	350	1/4 x 1/8	7,0 x 3,0
112	52536	13 3/4	350	1/4 x 1/8	7,0 x 3,0

Sizes up to 30 mm are also suitable for wet drilling from a stand.

SAWING & DRILLING



Wet Drilling from Stand with Segmented Diamond Bits

1/2" BSP (M) coupling fits:

- All core drilling machines with a 1/2" (12,7 mm) (F) connection.
- Current RIDGID models: HC-2, HC-2W, RB-3W.
- Previous RIDGID models: RB-204, RB-125



1/2" BSP (M)

Size (mm)	Catalog No.	Overall Length		Segment: L x H x W		Qty.
		in.	mm	in.	mm	
32	42356	13 3/4	350	5/8 x 1/4 x 1/8	10 x 6 x 3	4
40	42366	13 3/4	350	5/8 x 1/4 x 1/8	16 x 6 x 3	5
42	52876	13 3/4	350	5/8 x 1/4 x 1/8	16 x 6 x 3	5
52	42376	13 3/4	350	5/8 x 1/4 x 1/8	16 x 6 x 3	6
57	52886	13 3/4	350	5/8 x 1/4 x 1/8	16 x 6 x 3	6
60	42386	13 3/4	350	5/8 x 1/4 x 1/8	16 x 6 x 3	7
62	52896	13 3/4	350	5/8 x 1/4 x 1/8	16 x 6 x 3	7
65	42396	13 3/4	350	5/8 x 1/4 x 1/8	16 x 6 x 3	7
72	51646	13 3/4	350	1 x 5/32 x 5/32	24 x 7 x 3,5	6
78	51656	13 3/4	350	1 x 5/32 x 5/32	24 x 7 x 3,5	6
82	51666	13 3/4	350	1 x 5/32 x 5/32	24 x 7 x 3,5	7
91	51676	13 3/4	350	1 x 5/32 x 5/32	24 x 7 x 3,5	7
102	51686	13 3/4	350	1 x 5/32 x 3/8	24 x 7 x 4	8
112	51706	13 3/4	350	1 x 5/32 x 3/8	24 x 7 x 4	9
127	52936	13 3/4	350	1 x 5/32 x 3/8	24 x 7 x 4	11
132	64316	13 3/4	350	1 x 5/32 x 3/8	24 x 7 x 4	11

1 1/4" UNC (F) coupling fits:

- All core drilling machines with a 1 1/4" (32 mm) (M) connection.
- Current RIDGID models: RB-3W, RB-208/3 and 214/3.
- Previous RIDGID models: RB-206, RB-206/3, RB212 and RB-215.



1 1/4" UNC (F)

Size (mm)	Catalog No.	Overall Length		Segment: L x H x W		Qty.
		in.	mm	in.	mm	
52	58306	17 3/4	450	5/8 x 1/4 x 1/8	16 x 6 x 3	6
60	58316	17 3/4	450	5/8 x 1/4 x 1/8	16 x 6 x 3	7
65	58326	17 3/4	450	5/8 x 1/4 x 1/8	16 x 6 x 3	7
72	51636	17 3/4	450	1 x 5/32 x 5/32	24 x 7 x 3,5	6
78	42406	17 3/4	450	1 x 5/32 x 5/32	24 x 7 x 3,5	6
82	42416	17 3/4	450	1 x 5/32 x 5/32	24 x 7 x 3,5	7
91	42426	17 3/4	450	1 x 5/32 x 5/32	24 x 7 x 3,5	7
102	42436	17 3/4	450	1 x 5/32 x 11/64	24 x 7 x 4	8
112	42456	17 3/4	450	1 x 5/32 x 11/64	24 x 7 x 4	9
127	42466	17 3/4	450	1 x 5/32 x 11/64	24 x 7 x 4	11
132	51716	17 3/4	450	1 x 5/32 x 11/64	24 x 7 x 4	11
142	42916	17 3/4	450	1 x 5/32 x 11/64	24 x 7 x 4	12
152	42476	17 3/4	450	1 x 5/32 x 3/16	24 x 7 x 4,5	12
162	42486	17 3/4	450	1 x 5/32 x 3/16	24 x 7 x 4,5	12
178	42496	17 3/4	450	1 x 5/32 x 3/16	24 x 7 x 4,5	13
182	52916	17 3/4	450	1 x 5/32 x 3/16	24 x 7 x 4,5	14
200	42506	17 3/4	450	1 x 5/32 x 3/16	24 x 7 x 4,5	15
225	42516	17 3/4	450	1 x 5/32 x 3/16	24 x 7 x 4,5	17
250	42526	17 3/4	450	1 x 5/32 x 3/16	24 x 7 x 4,5	18
300	42536	17 3/4	450	1 x 5/32 x 3/16	24 x 7 x 4,5	19
350	42546	17 3/4	450	1 x 5/32 x 3/16	24 x 7 x 4,5	22





Segmented Dry Drilling with Diamond Bits

Dry bits for drilling in hard material, 1/2" BSP (F) fits:

- All core drilling machines with a 1/2" (12,7 mm) (M) connection.
- Current RIDGID models: HC-2, HC-2W, RB-3W.



Size (mm)	Working Length 8" (200 mm) Cat. No.	Working Length 12" (300 mm) Cat. No.	Segment: L x H x W		Qty.
			in.	mm	
22	70296*	52636	3/8 x 1/4 x 1/8	10 x 6 x 3	3
28	70306*	52646	3/8 x 1/4 x 1/8	10 x 6 x 3	4
32	70286*	52656	3/8 x 1/4 x 1/8	10 x 6 x 3	4
38	52666	62876	3/8 x 1/4 x 1/8	10 x 6 x 3	4
42	52676	62886	1/2 x 9/32 x 5/32	12 x 7 x 3,5	4
52	52686	62896	1/2 x 9/32 x 5/32	12 x 7 x 3,5	5
65	52696	62906	1/2 x 9/32 x 5/32	12 x 7 x 3,5	6
68	52706**	62916	1/2 x 9/32 x 5/32	12 x 7 x 3,5	6
82	52736** / 52726	62926	1/2 x 9/32 x 5/32	12 x 7 x 3,5	8
91	52756	62936	1/2 x 9/32 x 5/32	12 x 7 x 3,5	9
102	52766	62946	1/2 x 9/32 x 11/64	12 x 7 x 4	10
112	52776	62956	1/2 x 9/32 x 11/64	12 x 7 x 4	11
117	--	63186	1/2 x 9/32 x 11/64	12 x 7 x 4	11
122	52796	62966	1/2 x 9/32 x 11/64	12 x 7 x 4	11
127	52806	62976	1/2 x 9/32 x 11/64	12 x 7 x 4	12
132	52816	62996	1/2 x 9/32 x 11/64	12 x 7 x 4	12
152	52826	63006	1/2 x 9/32 x 3/16	12 x 7 x 4,5	14
162	52836	63016	1/2 x 9/32 x 3/16	12 x 7 x 4,5	15

* 500 mm working length

** 70 mm length for electrical switch boxes

Accessories for Diamond Core Drills



Cat. No.	Description
Spindle Adaptors	
68426	Adaptor 1/2" BSP (F) to 1/2" BSP (F)
84576	Adaptor M16 (F) to 1/2" (F) BSP
83616	Combi Adaptor 1/2" (F) to 1 1/4" (M) External, 1/2" (F) Internal
42716	Adaptor 1 1/4" UNC (F) to 1/2" BSP (F)
42726	Adaptor 1 1/4" UNC (M) to 1/2" BSP (M)
68516	Adaptor 1/2" BSP (F) to M16 (M)
57936	Adaptor 2" x 1/2" BSP (M)
Adaptors for Hilti Machines	
52786	Chuck Adaptor to 1/2" BSP (M)
66956	Adaptor fir Hilti DD100 to 1/2" BSP (F)
1/2" Extension Rods for HC-2W, RB-3W	
52366	Extension, 6" Length, ø 1 3/16" 1/2" (M) --> 1/2" (F)
42766	Extension, 12" Length, ø 1 3/16" 1/2" (M) --> 1/2" (F)
1 1/4" Extension Rods for RB-208, RB-212, RB-214	
42806	Extension, 12" Length, ø 1 1/8" 1 1/4" (F) --> 1 1/4" (M)
General Accessories	
42936	Copper Ring for easy Bit Removal, 1 1/4"
57236	Copper Grease Tube
42946	Sharpening Stone for Sharpening of Diamond Segments
Pilot Drill Accessories for Dry Drilling with HC-1, HC-2 (W), RB-3W	
68416	Dust Extractor for Dry Use Only
52566	Pilot Drill Holder
57866	Drill Tip Support & ø 5 mm Drill Tip for 200 mm Bit
57876	Drill Tip Support & ø 5 mm Drill Tip for 200 mm Bit with Dust Extraction
66996	Drill Tip Support & ø 5 mm Drill Tip for 300 mm Bit
57916	Drill Tip Support & ø 5 mm Drill Tip for 300 mm Bit with Dust Extraction
57886	ø 5 mm Replacement Drill Tip for Pilot Drills Above
52606	Pilot Drill 10 x 210 mm for 200 mm bit
52616	Pilot Drill 10 x 300 mm for 200 mm bit with dust extractor
52626	Ejector Key

General Purpose Tools

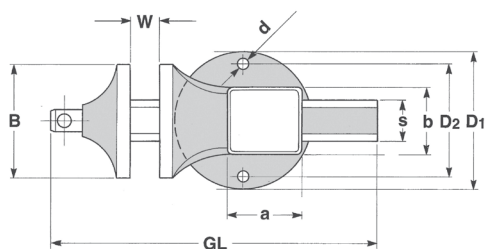
- Wide selection of accessory tools & equipment.
- Proven durable designs.



Type	No. of Models	Page
RIDGID® / Peddinghaus® Bench Vices	10	7.2
RIDGID® / Peddinghaus® Accessories	43	7.3
Multiplus Vices	2	7.5
Pipe Vices & Workstands	5	7.6
Anvils	3	7.7
Work Tables	3	7.8
Tape Measures	5	7.9
Multi-Purpose Screwdriver	1	7.9
Laser Leveling / Alignment	2	7.10
Level	1	7.12
Saws	2	7.13
Saw Blades	2	7.13
Snips	5	7.14
Bolt Cutters	6	7.15
Cable Cutter	1	7.16
Threaded Rod Cutter	2	7.16
Screw Extractors	12	7.17
Twist Drills	9	7.17
Screw Extractor Sets	2	7.18
Replacement Drill Guides	10	7.18

GENERAL PURPOSE TOOLS

RIDGID® / Peddinghaus® Vices



- These vices are known for quality and durability. Produced in Germany for over 100 years.
- All forged steel construction 3 times stronger than cast iron.
- Hardened and serrated jaws for maximum durability.
- Large hardened anvil you can really use.
- Machined and hardened sliding surfaces.
- Rolled twin start Acme thread for precise operation and longevity.
- Removable steel spindle nut.
- Measuring scale.



Matador

- Professional bench vice for the workshop.

Cat. No.	Model No.	Pipe Capacity	Matador: Dimensions mm (see drawing)								Weight	
			B	W	GL	S	axb	D1	D2	d	lb.	kg
10803	100	—	100	125	270	36	65 x 60	120	90	11	13.0	6,0
10804	120	—	120	150	340	50	75 x 70	150	115	14	22.0	10,0
10805	140	—	140	200	440	55	95 x 90	180	145	14	39.7	18,0
10806	160	—	160	225	500	65	120 x 110	180	145	14	55.2	25,0
10807	180	—	180	225	500	65	120 x 110	180	145	14	57.4	26,0



Superior

- Professional vice with built-in pipe jaws for the installation industry.

Cat. No.	Model No.	Pipe Capacity	Superior: Dimensions mm (see drawing)								Weight	
			B	W	GL	S	axb	D1	D2	d	lb.	kg
10814	120	3/8" - 3"	120	150	340	50	75 x 70	150	115	14	22.0	10,0
10815	140	1/2" - 3 1/2"	140	200	440	55	95 x 90	180	145	14	39.7	18,0
10816	160	1/2" - 4"	160	225	500	65	120 x 110	180	145	14	55.2	25,0





Junior


- Medium-duty vice for the professional and demanding DIY-er.

Cat. No.	Model No.	Pipe Capacity	Junior: Dimensions mm (see drawing)								Weight	
			B	W	GL	S	axb	D1	D2	d	lb.	kg
10808	120	—	120	130	330	50	75 x 70	150	115	14	22.0	10,0
10809	140	—	140	180	430	55	95 x 85	180	145	14	39.7	18,0

RIDGID® / Peddinghaus® Accessories

360° Swivel Bases

- Allows vice to lock securely in any position.



Cat. No.	Type	Weight kg		Std. Pack
		lbs.	kg	
10213	Swivel Base - Matador 100	2	0,9	1
10214	Swivel Base - Matador 120	2.9	1,3	1
10215	Swivel Base - Matador 140 / 180	6.6	3,0	1
10217	Swivel Base - Junior 120	2.9	1,3	1
10218	Swivel Base - Junior 140	6.6	3,0	1
10616	Swivel Base - Superior 120	2.9	1,3	1
10617	Swivel Base - Superior 140/160	6.6	3,0	1

Clamping Screws

- For attaching vices to the bench.



Cat. No.	Type	Weight kg		Std. Pack
		lbs.	kg	
10223	Clamping Screw - Matador 100	3.1	1,4	1
10224	Clamping Screw - Matador 120	4.6	2,1	1
10225	Clamping Screw - Junior 120	4.6	2,1	1
10730	Clamping Screw - Superior 120	4.6	2,1	1

Mechanical Elevators

- Serve to raise or lower the vice to the correct working height.



Height adjustment: 200 mm.

Cat. No.	Type	Weight kg		Std. Pack
		lbs.	kg	
10313	Mechanical Elevator - Matador 100	29	13,0	1
10314	Mechanical Elevator - Matador 120	29	13,0	1
10315	Mechanical Elevator - Matador 140 / 180	29	13,0	1
10725	Mechanical Elevator - Superior 120	29	13,0	1
10726	Mechanical Elevator - Superior 140 / 160	29	13,0	1
10733	Mechanical Elevator - Junior 120	29	13,0	1
10734	Mechanical Elevator - Junior 140	29	13,0	1

GENERAL PURPOSE TOOLS


Automatic Elevators



Cat. No.	Type	Weight kg		Std. Pack
		lbs.	kg	
10323	Automatic Elevator - Matador 100	33.1	15,0	1
10324	Automatic Elevator - Matador 120	33.1	15,0	1
10325	Automatic Elevator - Matador 140	33.1	15,0	1
10335	Automatic Elevator - Matador 160 / 180	33.1	15,0	1
10727	Automatic Elevator - Superior 120	33.1	15,0	1
10728	Automatic Elevator - Superior 140	33.1	15,0	1
10729	Automatic Elevator - Superior 160	33.1	15,0	1
10731	Automatic Elevator - Junior 120	33.1	15,0	1
10732	Automatic Elevator - Junior 140	33.1	15,0	1

Peddi-Lift

- Mechanical elevator folds away under workbench to leave bench top free for other work.



Cat. No.	Type	Weight kg		Std. Pack
		lbs.	kg	
40913	Peddi-Lift Only	15.5	7,0	1
10337	Peddi-Lift with Matador 120	37.5	17,0	1

Snap-On Jaws

RIDGID® Peddinghaus snap-on jaws adapt your Matador vice to handle any kind of job, securely and safely clamping the workpiece.




Snap-On Steel Pipe Jaws



Snap-On Plastic Jaws



Snap-On Steel Jaws



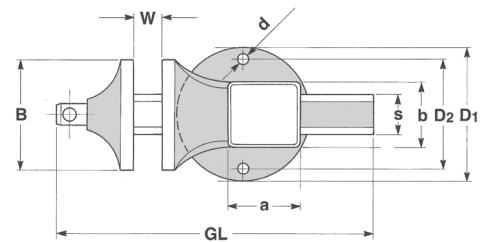

Snap-On Steel Prismatic Jaws

Cat. No.	Type	Weight kg		Std. Pack
		lbs.	kg	
10834	Pipe Jaw - 120	1.1	0,5	1
10835	Pipe Jaw - 140	1.5	0,7	1
10836	Pipe Jaw - 160	2.0	0,9	1
10837	Pipe Jaw - 180	2.2	1,0	1
10844	Set of 2 Plastic Jaws - 120	8.0	0,4	1
10845	Set of 2 Plastic Jaws - 140	1.1	0,5	1
10846	Set of 2 Plastic Jaws - 160	1.1	0,5	1
10847	Set of 2 Plastic Jaws - 180	1.3	0,6	1
10874	Set of 2 Steel Jaws - 120	4.0	1,8	1
10875	Set of 2 Steel Jaws - 140	3.3	1,5	1
10876	Set of 2 Steel Jaws - 160	4.6	2,1	1
10884	Set of 2 Prismatic Jaws - 120	2.2	1,0	1
10885	Set of 2 Prismatic Jaws - 140	2.9	1,3	1
10886	Set of 2 Prismatic Jaws - 160	4.0	1,8	1



Multiplus Vices

- Professional multipurpose vice with bending and straightening attachment.
- Suitable for bending steel, stainless steel and hydraulic pipes and straightening steel strips.
- A force of 2,5 / 3,5 tons is applied by the spindle of the Multiplus 120 / 160, allowing bends of AISI 304 stainless steel pipe up to 22 / 28 mm with 1,5 mm wall thickness.
- Supplied complete and ready to use with 15 mm, 18 mm and 22 mm formers, straightening anvil and 2 corner supports.
- Its unique design and built-in quality features make it one of the most desirable handtools of the past decades. A real 3 in 1 tool capable of clamping, bending and straightening.




Cat. No.	Model No.	Multiplus: Dimensions mm (see drawing)								Weight	
		B	W	GL	S	axb	D1	D2	d	lb.	kg
35821	120	120	140	390	50	75 x 75	150	115	14	44.1	20,0
15318	160	160	240	500	65	120 x 110	180	145	14	81.6	37,0

Accessories

Cat. No.	Model No.	Description	Radius	Multiplus 120	Multiplus 160	Weight kg		Std. Pack
						lbs.	kg	
83636	—	Former 12 mm	62 mm	+	+	1.8	0,8	1
83556	—	Former 15 mm	62 mm	x	x	2.2	1,0	1
83566	—	Former 18 mm	77 mm	x	x	4.4	2,0	1
83576	—	Former 22 mm	114 mm	x	x	4.4	2,0	1
83646	—	Former 28 mm	114 mm	N/A	+	4.4	2,0	1
83606	—	Straightening Tool	—	x	x	3.6	1,5	1

x = standard, + = option, N/A = not available



GENERAL PURPOSE TOOLS

Vices



Pionier Hinged Pipe Vices

- Made from high grade cast iron.
- Replaceable hardened steel jaws.
- Rolled spindle thread.
- Available in three models (2" - 3" - 4").

Cat. No.	Model No.	Type	Capacity		Weight	
			in.	mm	lbs.	kg
11052	2	Pionier Vice	½ - 2	10 - 60	9.1	4,3
11053	3	Pionier Vice	½ - 3	10 - 89	3.6	6,5
11054	4	Pionier Vice	½ - 4	10 - 114	22.1	10,0

Portable Workstand with Pipe Vice

- Pipe bending plate.
- Storage shelf for tools and hinged floor board for stability.
- Special safety lock stops workstand accidentally falling forward.



Cat. No.	Model No.	Type	Capacity		Weight	
			in.	mm	lbs.	kg
12202	2	Pionier Workstand	½ - 2	10 - 60	50.7	23,0
12203	3	Pionier Workstand	½ - 3	10 - 89	60.1	30,0

- Model No. 2 bends ½" to 1½" pipe.
- Model No. 3 bends 1" to 2" pipe.

Accessories

Cat. No.	Model No.	Type	Weight	
			lbs.	kg
12022	—	Vice clamp for Model No. 2*	3.1	1,4
12223	—	Vice clamp for Model No. 3*	3.1	1,4

* Both models can be fitted with Matador or Superior Model 120 vices (requires vice clamp).

Anvils



Twin Horn Anvil

- Drop forged steel construction. Ground and hardened top surface.
- Available in weights from 35 kg to 125 kg.
- Models 9 and 12 have tool locating holes.

Twin Horn anvil - Model No.		5	9	12
Cat. No.		14165	14169	14190
Weight	lb.	77.2	165.4	275.5
	kg	35	75	125
Width of face	mm	95	125	130
Length of face	mm	205	265	300
Length of each horn	mm	135	185	210
Total length	mm	475	635	720
Total height	mm	200	265	310
Base	mm	170 x 195	235 x 275	270 x 345



Portable stand fits all anvils
380 x 460 x 550 mm
Cat. No. 14200

GENERAL PURPOSE TOOLS

Work Tables

- Heavy duty construction.
- Tough wood working surface which has been specially treated to resist water and dust.
- The legs are of tubular construction designed to carry heavy loads.
- The benches are simple to erect and dismantle and easy to transport.
- Available in 3 sizes.



Cat. No.	Model No.	Size cm	Table Top Thickness mm	Height cm	Weight		Std. Pack
					lb.	kg	
16601	1100	83 x 50	30	80,0	46.3	21,0	1

Model 1100 Work Table



Cat. No.	Model No.	Size cm	Table Top Thickness mm	Height cm	Weight		Std. Pack
					lb.	kg	
16361	1300	108 x 62	22	83,6	75.0	34,0	1

Model 1300 Work Table



Cat. No.	Model No.	Size cm	Table Top Thickness mm	Height cm	Weight		Std. Pack
					lb.	kg	
15841	1400	107 x 75	30	84,0	88.2	40,0	1

Model 1400 Work Table

Tape Measures

NEW



Five models of brand new 'JobSite Proof' tape measures, 3x metric and 2x dual metric/imperial, feature an innovative design incorporating a heavy-duty rubber bumper and stainless plate cover for superior durability to withstand even the toughest jobsite conditions. Other great features and benefits that RIDGID® tape measures offer are:

- Built-in shock bumper reducing impact when rewinding.
- Double-sided full steel hook with slot is durable and can even hook onto a nail head.
- Stainless steel case with full surround anti-slip rubber offers more durability and comfort while easily resisting impacts.
- Heavy-duty, 2-sided nylon-coated blade, resists abrasion and breakage.
- Superior blade-to-hook strength.
- Wide blades, large numbers for easier reading.
- Durable stainless steel belt clip.

Cat. No.	Model No.	Description	Blade		Weight		Std. Pack
			Length m	Width mm	lb.	kg	
38768	316-M	Tape Measure 3 m – Metric	3	16	.35	0,16	1
38773	525-M	Tape Measure 5 m – Metric	5	25	.75	0,34	1
38778	825-M	Tape Measure 8 m – Metric	8	25	1	0,46	1
38783	316-IM	Tape Measure 3 m – Dual Metric / Imperial	3	16	.35	0,16	1
38788	525-IM	Tape Measure 5 m – Dual Metric / Imperial	5	25	.75	0,34	1

Multi-Purpose 6-in-1 Screwdriver



6-in-1 Screwdriver

- Includes:
 - #1 and #2 Phillips® tip.
 - 3/16" and 1/4" flat tip.
 - 5/16" and 1/4" nut drivers in the shaft.
- Contoured cushioned grip for increased grip and torque.
- Ball/spring retention shaft with positive snap-fit locking handle.

Cat. No.	Model No.	Description	Body		Weight		Std. Pack
			in.	mm	lb.	kg	
16573	1974	6-in-1 Screwdriver	8	203	.24	0,11	1

GENERAL PURPOSE TOOLS

Laser Leveling / Alignment

NEW



micro CL-100 Self-Leveling Cross-Line Laser

- Single knob operation, very easy to use.
- Leveling and alignment jobs done at the blink of an eye.
- Instant projection of super-bright vertical and horizontal lines.
- Laser type: Class 2, 630 - 670 nm.
- Millimeter accuracy: 2 mm / 10 m.
- Extended interior range of 30 meters.
- Self-leveling range of $\pm 6^\circ$.
- Protection rating: IP54.
- Integrated 360° swivel base.
- Packed in a rugged plastic carrying case.
- Elevating tripod & laser enhancing glasses included for free!

Cat. No.	Model No.	Description	Projection	Diode nm	Range m	Weight		Std. Pack
						lb.	kg	
38758	micro CL-100	Self-Levelling Cross-Line Laser kit*	Horizontal & Vertical	630-670	30	1.1	0,50	1

Accessories

41383	-	Elevating Tripod for micro CL-100/DL-500				2.2	1	1
41378	-	Laser Enhancing Glasses for micro CL-100/DL-500				.22	0,1	1
41373	-	Magnetic Target Plate for micro CL-100/DL-500				.22	0,1	1

*This kit includes Laser Enhancing Glasses and Elevating Tripod.

NEW



micro DL-500 Self-Leveling 5-Dot Laser

- Compact dot laser for easily transferring measured points, setting out right angles and align various construction elements.
- Projects simultaneously 5 concentrated laser dots (2x vertical / 3x horizontal).
- Laser type: Class 2, 635-670 nm.
- User-friendly: turn the knob, start working!
- Millimeter accuracy: ± 2 mm / 10 m.
- Interior Range: 30 meters.
- Self-levelling range: $\pm 4,5^\circ$.
- Protection Rating: IP55.
- Integrated 360° Swivel Base.
- Packed in a rugged plastic case that also includes a magnetic base, target plate, mounting strap and laser enhancing glasses.

Cat. No.	Model No.	Description	Projection	Diode nm	Range m	Weight		Std. Pack
						lb.	kg	
38763	micro DL-500	Self-Levelling 5-Dot Laser kit*	2x Vertical / 3x Horizontal Dots	630-670	30	1.28	0,58	1

Accessories

41383	-	Elevating Tripod for micro CL-100/DL-500				1.68	0,76	1
41378	-	Laser Enhancing Glasses for micro CL-100/DL-500				.22	0,1	1
41373	-	Magnetic Target Plate for micro CL-100/DL-500				.22	0,1	1
41723	-	Magnetic Base with Mounting Strap for micro DL-500				1.19	0,54	1

*This kit includes Laser Enhancing Glasses, Magnetic Target Plate and Magnetic Base with Mounting Strap.



GENERAL PURPOSE TOOLS

Level



Model 395E
Magnetic Torpedo Level

Magnetic Torpedo Level

- Light and compact, ideal for general use and work in tight places.
- Cast aluminium profile.
- Glow in the dark vial frames for dark areas.
- Tubular vials, 180° - 45° - 90°.
- Three strong rare earth magnets.
- V-grooved edge to balance level on pipe.
- Large top-read level vial.
- Accuracy: 1,0 mm/m.

Cat. No.	Model No.	Description	Length		Weight		Std. Pack
			in.	mm	lb.	kg	
22398	395E	Magnetic Torpedo Level	9	230	0.33	0,15	1

Saws



Model 212 Pro Arc Saw

Designed to offer superior strength and maximum control in a lightweight professional hack saw. The bow frame casting provides both greater strength and improved work piece access. Blade replacement is a snap with the large tensioning knob and the rubberized hand grips fore and aft ensure a controlled and speedy cut. In addition, the Model 212 Pro Arc provides two positions for mounting the blade (either 45° or 90° cut angles) to handle the job.

Model 1205 PVC/ABS Saw

Designed for cutting plastic pipe, plywood and veneers. Has an aluminum handle and 18" blade with replacements available.

Cat. No.	Model No.	Description	Weight		Std. Pack
			lb.	kg	
20238	212	Pro Arc Aluminum Hack Saw (includes 12" blade)	1.3	0,6	1
50522	1205	18" PVC/ABS Pipe Saw	.875	0,4	6
50532	1205-2	18" Replacement Blade	.5	0,2	1

Note 18" Blade standard with Model 1205-2.

Bi-Metal High-Speed Hack Saw Blades

Bi-Metal Blades have high-speed steel teeth electron-beam-welded to tough, yet flexible die steel backing to produce the best possible performance in a premium quality blade. Available in 18 TPI – 24 TPI and 300 mm length.



Cat. No.	Model No.	Type and Application	Blade Size		Teeth per Inch	Weight		Std. Pack
			in.	mm		lb.	kg	
56847	1218-BM	Heavy Duty Applications > 3 mm	12	300	18	3.3	1,5	100
56852	1224-BM	General Purpose Applications	12	300	24	3.3	1,5	100

GENERAL PURPOSE TOOLS

Snips



Model 786
Aviation Snips (cuts right)




Model 788
Aviation Snips (cuts straight)



Model 787
Aviation Snips (cuts left)



Model 796
Offset Snips (cuts right)



Model 797
Offset Snips (cuts left)

All RIDGID Snips feature forged, heat-treated blades for increased quality and performance.

Aviation Snips and Offset Snips

Ideal for cutting 18-gauge or lighter cold-rolled sheet steel. Compound action results in maximum jaw power with minimum effort. Aviation snips threaded jaw bolt allows the blades to be realigned after prolonged use.

Cat. No.	Model No.	Description	Length		Cut		Weight		Std. Pack
			in.	mm	in.	mm	lb.	kg	
54115	786	Snip - Cuts Right	10½	267	1¾	35	1	0,5	6
54120	787	Snip - Cuts Left	10½	267	1¾	35	1	0,5	6
54125	788	Snip - Cuts Straight	10½	267	1½	38	1	0,5	6
16202	796	Offset Snip - Cuts Right	10½	267	1½	38	1	0,5	6
16207	797	Offset Snip - Cuts Left	10½	267	1½	38	1	0,5	6

Bolt Cutting



Bolt Cutters

- Hardened alloy steel jaws are designed and manufactured to assure the longest possible blade life.
- One-step internal cam mechanism provides the quickest and simplest way to keep the cutting blades precisely aligned.
- Handles and grips designed to allow greater mechanical advantage for crisp, controlled cutting.

Ordering Information

Cat. No.	Model No.	Bolt Cutter Description	Capacity/Metals						Length Overall		Weight		Std. Pack
			Soft (15RC) ¹		Medium (31RC) ²		Hard (42RC) ³		in.	mm	lb.	kg	
			in.	mm	in.	mm	in.	mm					
14213	S14	Center Cut	5/16	7,9	1/4	6,4	3/16	4,8	15	379	1 1/4	1,0	1
14218	S18	Center Cut	3/8	9,5	5/16	7,9	1/4	6,4	19	485	3 3/8	1,5	1
14223	S24	Center Cut	7/16	11,0	3/8	9,5	5/16	7,9	26	652	5 7/8	2,7	1
14228	S30	Center Cut	1/2	12,7	7/16	11,0	3/8	9,5	31	800	8 7/8	4,0	1
14233	S36	Center Cut	9/16	14,3	1/2	12,7	7/16	11,0	38	958	13 1/2	6,1	1
14238	S42	Center Cut	1 1/16	17,5	9/16	14,3	1/2	12,7	44	1.115	18 1/4	8,3	1

¹Soft steel and nonferrous metals, bolts, screws, rivets, wire.

²Iron and steel.

³Stainless steel, spring wire, heat-treated rod, reinforcing rod.

Replacement Heads

Cat. No.	Description	Weight		Std. Pack
		lb.	kg	
18363	S14 Head Assembly	7/8	1,0	1
18368	S18 Head Assembly	1 1/4	1,5	1
18373	S24 Head Assembly	2 1/4	2,7	1
18378	S30 Head Assembly	8 7/8	4,0	1
18383	S36 Head Assembly	13 1/2	6,1	1
18388	S42 Head Assembly	18 1/4	8,3	1

GENERAL PURPOSE TOOLS

Cable Cutting



Model 1380 Cable Cutter

The Model 1380 Cable Cutter is designed to shear-cut insulated aluminum and copper cable through 1 3/8" diameter and 750 MCM*. Drop-forged, heat-treated, alloy steel jaws shear cable with minimum distortion of internal wires. Fitted with fiberglass-insulated handles and rubber grips.

**Not intended for cutting steel or ACSR cable.*

Cat. No.	Model No.	Description	Capacity	Weight		Std. Pack
				lb.	kg	
83350	1380	Cable Cutter	Aluminum and Copper Cable through 1 3/8" Diameter and 750 MCM	4 1/2	2,0	1

Threaded Rod Cutting

Model 1390M Threaded Rod Cutter

- Designed to cut threaded rods used to hang pipes for air conditioning, sprinkler installations and other lightweight frames from the ceiling.
- Makes clean cuts without damaging thread.




Cat. No.	Model No.	Description	Weight		Std. Pack
			lb.	kg	
20271	—	Threaded Rod Cutter with 8 mm Blades	12.1	5,4	1
26891	—	Threaded Rod Cutter with 10 mm Blades	12.1	5,4	1

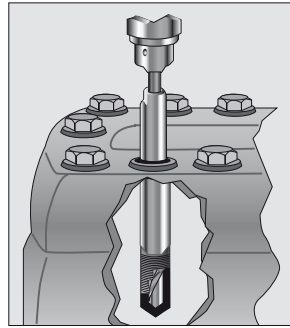
Replacement Heads

Cat. No.	Model No.	Description	Weight		Std. Pack
			lb.	kg	
58406	—	Set of 6 mm Blades			1
57116	—	Set of 8 mm Blades			1
57126	—	Set of 10 mm Blades			1

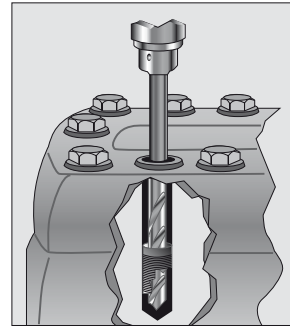
Screw Extractors



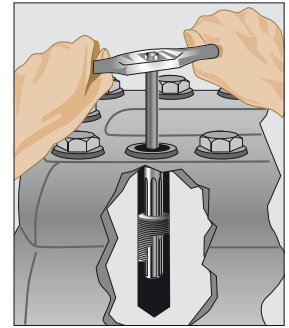
Screw Extractors
(With Sliding Turnnut)



FIRST – Drill a small hole clear through the broken end using a snug fitting RIDGID Drill Guide for precision centering. This centering hole is for the larger drill to follow.



SECOND – Remove Drill Guide. Drill out the small center hole to larger diameter for receiving the "longrip" Extractor.



THIRD – Drive the "longrip" Extractor into the thin hollow shell and turn it out.

Cat. No.	Model No.	Screw Diameter		Use Drill		Flute Diameter		Length Overall		Maximum Depth		Weight		Std Pack
		in.	mm	in.	mm	in.	mm	in.	mm	in.	mm	oz.	g	
35535	1	1/4	6	1/8	3	0.139	3,5	2 5/16	59	1	25	1/2	14	1
35540	2	5/16	8	3/16	5	0.205	5,2	2 3/4	70	1	25	1	28	1
35545	3	3/8	9,5	1/4	6	0.272	6,9	3 1/16	78	1	25	1 1/4	35	1
35550	4	7/16	11	5/16	8	0.338	8,6	3 3/16	84	1	25	1 3/4	50	1
35555	5	1/2 - 9/16	13 - 14	1 1/32	9	0.374	9,5	3 3/4	95	1	25	2 1/4	64	1
		(No Turnnut)												
35560	6	5/8	16	7/16	11	0.471	12,0	4 1/8	105	2	51	3	85	1
35565	7	3/4	19	1/2	13	0.538	13,7	4 1/2	114	2	51	4	113	1
35570	8	7/8 - 1	22 - 25	5/8	16	0.665	16,9	4 3/4	121	3	76	6 1/2	184	1

Screw Extractors
(In Sets)



Extractor Sets. More sets on 7.18

Cat. No.	Model No.	Description	Weight		Std. Pack
			oz.	g	
35575	–	Includes Nos. 3,4 and 5	8	227	1
35580	–	Includes Nos. 1,2,3,4 and 5	8	227	1

Twist Drills




High-Speed Twist Drills

Cat. No.	Model No.	Diameter		Overall Length		Weight		Std. Pack
		in.	mm	in.	mm	oz.	g	
35720	1	1/8	3	2 1/2	63	1/4	7	1
35725	2	3/16	5	3	73	1/2	14	1
35730	3	1/4	6	3 1/2	89	3/4	21	1
35735	4	5/16	8	4	102	1 1/4	35	1
35740	5	1 1/32	9	4 1/2	114	1 1/2	43	1
35745	6	7/16	11	4 3/4	121	2 1/2	71	1
35750	7	1/2	13	5	127	3 1/2	99	1
35755	8	5/8	16	5 1/2	139	5 1/2	156	1
35760	36	1/4	6	6	152	1 1/2	43	1

GENERAL PURPOSE TOOLS

Replacement Drill Guides



Replacement Drill Guides
(One-Piece Type)

Cat. No.	Model No.	Diameter O.D.		Overall Length		Use Drill		Weight		Std. Pack
		in.	mm	in.	mm	in.	mm	oz.	g	
35765	921	9/32	7,1	1 3/16	30	1/8	3	1/4	7	1
35770	1021	5/16	7,9	1 3/16	30	1/8	3	1/2	14	1
35775	1121	11/32	8,7	1 3/16	30	1/8	3	1/2	14	1
35780	1221	3/8	9,5	1 3/16	30	1/8	3	1/2	14	1
35785	1321	13/32	10,0	1 3/16	30	3/16	5	1/2	14	1
35790	1421	7/16	11,1	1 3/16	30	3/16	5	3/4	21	1
35795	1521	15/32	11,9	1 3/16	30	3/16	5	3/4	21	1
35800	1621	1/2	12,7	1 3/16	30	3/16	5	1	28	1
35805	1721	17/32	13,5	1 3/16	30	1/4	6	1	28	1
35810	1821	9/16	14,3	1 3/16	30	1/4	6	1	28	1

Screw Extractor Sets



Model 10 Screw Extractor Set

Model 10 set contains 20 precision tools – one each of Extractor Models 1 to 5 inclusive with turnnuts, drill Models 1 to 5 inclusive, and drill guides Models 921 to 1821 inclusive. Pre-formed plastic box provides convenient storage.

Cat. No.	Model No.	Description	Capacity		Weight		Std. Pack
			in.	mm	lb.	kg	
35585	10	Screw Extractor Set	1/4 - 1/2	6 - 13	1 1/4	0,6	1
35695	10	Box Only	-	-	3/10	0,16	1



Model 25 Screw and Pipe Extractor Set

Model 25 set contains one each of screw extractors Models 1 to 8 inclusive (Models 1 to 5 Extractors with turnnuts); Drill Models 1 to 8 inclusive, and one Model 36; and complete set of drill guides and bushings. Maximum depth extractor range 1" to 3". Pipe extractors Models 80 to 85 also included. These precision tools are packed in a fitted compartment box.

Cat. No.	Model No.	Description	Capacity			Weight		Std. Pack
			Type	in.	mm	lb.	kg	
35590	25	Screw and Pipe Extractor Set	Screw Pipe	1/4 - 1 1/8 - 1	6 - 25 3 - 25	9 1/4	4,2	1
35700	25	Box Only	-	-	-	1	0,5	1

Bending & Forming

- Wide selection for specific bending and forming needs.
- Quality you can trust.



Type	No. of Sizes	Capacity		Page
		in.	mm	
Lever Benders				
Plumbing	7	5/8 - 3/4	10 - 18	8.2
Instrument	8	3/16 - 1/2	6 - 12	8.2
Tri-Bender	1	1/4 - 3/8	—	8.3
Heavy-Duty Instrument	8	3/16 - 1/2	6 - 12	8.3
Ratchet Benders				
	3	3/8 - 7/8	10 - 32	8.4
Tube Expanders				
	6	3/8 - 1 3/4	8 - 54	8.5
Flaring Tools				
Ratchet Type	5	1/8 - 1	4 - 16	8.6
Standard	3	3/16 - 1/2	—	8.6
Hydraulic Benders				
Open Wing	6	3/8 - 2	—	8.7
Tip-Up Wing	13	3/8 - 4	—	8.8
Sliding Wing	2	3/8 - 2	—	8.8
Formers				
	64	3/8 - 4	13,5 - 130	8.9
Accessories				
	34	—	—	8.11

BENDING & FORMING

Lever Benders



Model 300 Series Plumbing Benders

- Designed to bend soft copper tubing to a maximum of 180°.
- Offset cushion grip handles and a 90° start angle, together with a specially engineered plastic shoe, combine to ease bending effort.

Catalog No.	Model No.	Description	Capacity		Weight	
			Tube Size (actual O.D.)	Bend Radius	lb.	kg
36962*	310	Plumbing Bender	5/8"	2 1/4"	6.5	2,86
36972	312	Plumbing Bender	3/4"	2 7/8"	7	3,13
36942	310M	Plumbing Bender	10 mm	42 mm	4	1,81
36947	312M	Plumbing Benderr	12 mm	42 mm	4	1,81
36952	314M	Plumbing Bender	14 mm	56 mm	6.5	2,86
36957	315M	Plumbing Bender	15 mm	56 mm	6.5	2,86
36962*	316M	Plumbing Bender	16 mm	56 mm	6.5	2,86
36967	318M	Plumbing Bender	18 mm	72 mm	7	3,13

**This product is dual-purpose, being both inch and metric.*



Model 400 Series Instrument Benders

- Combine accuracy with easy operation.
- Designed for bending copper, steel and stainless ($\leq 1,5$ mm) to a maximum of 180°.
- Offset cushion grip handles for comfort when forming 180° bends. A 90° start angle and unique oil-absorbing shoe minimize bending effort while forming accurate bends in copper and steel tubing.

Catalog No.	Model No.	Description	Capacity		Weight	
			Tube Size (actual O.D.)	Bend Radius	lb.	kg
36117	403	Instrument Bender	3/16"	5/8"	1.5	0,86
36122	404	Instrument Bender	1/4"	5/8"	1.5	0,86
36092*	405	Instrument Bender	5/16"	5/16"	2.75	1,18
36097	406	Instrument Bender	3/8"	5/16"	2.75	1,18
36132	408	Instrument Bender	1/2"	1 1/2"	5.5	2,45
36112	406M	Instrument Bender	6 mm	16 mm	1.5	0,68
36092*	408M	Instrument Bender	8 mm	24 mm	2.75	1,18
36102	410M	Instrument Bender	10 mm	24 mm	2.75	1,18
36127	412M	Instrument Bender	12 mm	38 mm	5.5	2,45

**This product is dual-purpose, being both inch and metric.*



Model 456 Tri-Bender

- Designed to easily bend three different sizes of soft copper tubing: 1/4", 5/16" and 3/8" with the same tool. Ideal for plumbing and HVAC applications.
- A 90° start angle minimizes effort required to form a bend. Handy reference marks indicate the angle for quick bends through 90°.

Catalog No.	Model No.	Description	Capacity	Weight	
				lb.	kg
44852	456	Tri-Bender	1/4", 5/16", 3/8"	14	0,4



Model 600 Series Heavy-Duty Instrument Benders

- The 'stainless steel' specialist!
- High quality bending performance on stainless steel, and other hard tubing such as steel and titanium.
- Two stage design allows for in-place bending from 90° to 180° without ever crossing handles. Lock/unlock with a half turn rotation of the bending handle.
- Extra long 16" (40 cm) handles increase leverage and roll dies in the bending form reduce force needed.
- Vice clamp built into bending form for extra stability.

Catalog No.	Model No.	Description	Capacity		Weight	
			Tube Size (actual O.D.)	Bend Radius	lb.	kg
38028	603	Heavy-Duty Instrument Bender	3/16"	5"	1.68	0,76
38033	604	Heavy-Duty Instrument Bender	1/4"	5"	1.68	0,76
38038*	605	Heavy-Duty Instrument Bender	5/16"	15/16"	4	1,84
38043	606	Heavy-Duty Instrument Bender	3/8"	15/16"	4	1,84
38048	608	Heavy-Duty Instrument Bender	1/2"	11 1/2"	6	2,76
38053	606M	Heavy-Duty Instrument Bender	6 mm	16 mm	1.68	0,76
38038*	608M	Heavy-Duty Instrument Bender	8 mm	24 mm	4	1,84
38058	610M	Heavy-Duty Instrument Bender	10 mm	24 mm	4	1,84
38063	612M	Heavy-Duty Instrument Bender	12 mm	38 mm	6	2,76

*This product is dual-purpose, being both inch and metric.



BENDING & FORMING

Ratchet Benders



Model 326 Ratchet Bender

- Designed to bend soft copper and coated soft copper of 10 mm to 22 mm as well as multilayer tube up to 32 mm.
- Unique sliding mechanism places formers quickly in correct tube diameter position.

Catalog No.	Model No.	Description	Weight	
			lb.	kg
18741	326	Bender with 10, 12, 14, 15, 16, 18, 22 mm copper Formers	3.49	3,85
35861	326-P	Bender with 16, 20, 25, 26, 32 mm multilayer Formers	7.10	3,22
19061	326	Bender with 3/8", 1/2", 5/8", 3/4", 7/8" copper formers	1.43	3,22
42096	—	Slide frame for copper Metric		
43736	—	Slide frame for copper Imperial		
42826	—	Slide frame for multilayer		
18751	—	Bending Frame 16, 20, 26 mm multilayer Formers	1.43	0,65
89106	—	Slide frame for 32 mm multilayer Formers		


Accessories

Catalog No.	Capacity mm	Description	Bending Radius	Weight	
				lb.	kg
Formers for Soft and Soft Coated Copper					
41976	10	10 mm Former	35 mm	.11	0,05
41986	12	12 mm Former	40 mm	.13	0,06
41996	14	14 mm Former	48 mm	.15	0,07
42006	15	15 mm Former	50 mm	.17	0,08
42016	16	16 mm Former	58 mm	.17	0,08
42026	17	17 mm Former	60 mm	.17	0,08
42036	18	18 mm Former	69 mm	.20	0,09
42046	20	20 mm Former	76 mm	.20	0,09
42056	22	22 mm Former	76 mm	.22	0,10
43686	3/8"	3/8" Former	1 3/8" mm	.11	0,05
43696	1/2"	1/2" Former	1 7/8" mm	.13	0,06
43706	5/8"	5/8" Former	2 9/32" mm	.17	0,08
43716	3/4"	3/4" Former	2 3/4" mm	.20	0,09
43726	7/8"	7/8" Former	3 11/32" mm	.22	0,10
Formers for Multilayer Tubing					
42016	16	16 mm Former	58 mm	.17	0,08
42046	20	20 mm Former	76 mm	.20	0,09
89086	25	25 mm Former	89 mm	.22	0,10
42086	26	26 mm Former	91 mm	.44	0,20
89096	32	32 mm Former	132 mm	.44	0,20

Tube Expanders

- Hand-operated, single-stage expander is designed to expand tubing for fast, accurate joints in soft copper, aluminium, and soft steel tube without using fittings.
- Free-floating and self-centering expander mechanism. Expander segments are made from high-quality hardened steel.

Expander Only



Catalog No.	Model No.	Description	Weight		Std. Pack
			lb.	kg	
15071	S	Tube Expander Tool	1.54	0,70	1

Expander Sets



Catalog No.	Model No.	Description	Weight		Std. Pack
			lb.	kg	
10411	A	Expander Set 12, 15, 18, 22 mm	7	3,2	1
15181	T	Expander Set 12, 14, 16, 18, 22 mm	5.5	2,5	1
16051	U	Expander Set 12, 15, 22, 28 mm	5.5	2,5	1
16971	W	Expander Set 12, 14, 16, 18, 22, 28, 32, 40 mm	9.5	4,3	1
17411	X	Expander Set 3/8", 1/2", 5/8", 3/4", 7/8", 1 1/8"	7	3,2	1
58747	—	Case	—	—	—

Metric Expander Heads



Catalog No.	Model No.	Description	Weight		Std. Pack
			lb.	kg	
10371	—	Expander Head 8 mm	.44	0,20	1
10051	—	Expander Head 10 mm	.44	0,20	1
10061	—	Expander Head 12 mm	.44	0,20	1
10071	—	Expander Head 14 mm	.44	0,20	1
10081	—	Expander Head 15 mm	.53	0,24	1
10091	—	Expander Head 16 mm	.53	0,24	1
10101	—	Expander Head 17 mm	.53	0,24	1
10111	—	Expander Head 18 mm	.53	0,24	1
10121	—	Expander Head 20 mm	.53	0,24	1
10131	—	Expander Head 22 mm	.57	0,26	1
10191	—	Expander Head 25 mm	.57	0,26	1
10141	—	Expander Head 28 mm	.57	0,26	1
10231	—	Expander Head 32 mm	.66	0,30	1
10241	—	Expander Head 34 mm	.66	0,30	1
10151	—	Expander Head 35 mm	.57	0,26	1
10221	—	Expander Head 36 mm	.57	0,26	1
10201	—	Expander Head 40 mm	.57	0,26	1
10161	—	Expander Head 42 mm	.66	0,30	1
10171	—	Expander Head 45 mm	.66	0,30	1
10211	—	Expander Head 54 mm	.57	0,26	1

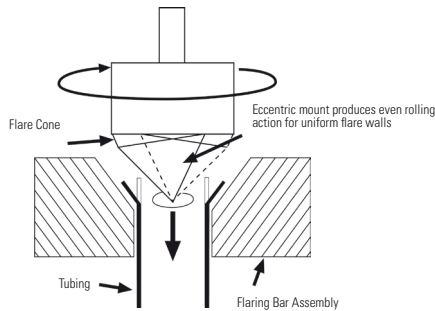
Imperial Expander Heads



10251	—	Expander Head 3/8"	.57	0,26	1
10261	—	Expander Head 1/2"	.57	0,26	1
10271	—	Expander Head 5/8"	.57	0,26	1
10281	—	Expander Head 3/4"	.57	0,26	1
10291	—	Expander Head 7/8"	.57	0,26	1
10301	—	Expander Head 1"	.57	0,26	1
10311	—	Expander Head 1 1/8"	.57	0,26	1
10321	—	Expander Head 1 1/4"	.57	0,26	1
51206	—	Expander Head 1 3/8"	.57	0,26	1
10341	—	Expander Head 1 1/2"	.57	0,26	1
10351	—	Expander Head 1 5/8"	.57	0,26	1
10361	—	Expander Head 1 3/4"	.57	0,26	1

BENDING & FORMING

Flaring Tools



Model 458R Ratchet Flaring Tool

- This precision tool provides smooth, uniform flares with minimum effort.
- The new ratcheting feed screw handle turns easily and requires less motion and effort than a standard handle.
- Hardened steel flaring cone, eccentrically mounted in needle bearings, produces rolling action for even metal flow, giving uniform flare walls without galling.

Catalog No.	Model No.	Description	Size (in.)	Weight		Std. Pack
				lb.	kg	
83037	458 R	45° SAE Flares	1/8, 3/16, 1/4, 5/16, 3/8, 1/2, 5/8, 3/4	3 1/2	1,6	1
41295	454-W	45° SAE-Nominal Water Tube	3/8, 1/2, 3/4, 1	6 1/4	2,8	1
41300	455	45° SAE Flares	1/2, 5/8, 3/4, 7/8, 1	6 3/4	3,1	1
41162	377	37° SAE Flares	3/16, 1/4, 5/16, 3/8, 1/2, 5/8, 3/4	3 1/2	1,6	1
41285	375	37° SAE Flares	1/2, 5/8, 3/4, 7/8, 1	6 3/4	3,1	1
Metric Model			Sizes (mm)			
50257	458MM*	45° SAE Flares	4 - 4,75 - 6 - 8 - 10 - 15 - 16	3 1/2	1,6	1

* Model 458MM doesn't feature a ratchet.

All flaring tools listed are recommended for soft materials such as aluminum and soft copper. Model 454W, Model 455 and Model 375 will also flare steel, stainless steel, hard copper and brass. Model 458R, Model 458MM and Model 377 will flare steel, stainless steel, hard copper, and brass thru wall thickness of .035 (0,9 mm) inches.



Model 345 Standard Flaring Tool

- Model 345 is a precision designed tool for producing 45° flares in soft copper, brass, aluminum and mild steel tubing.
- A hardened, smooth cone provides fast, 45° flares either single or double lap.
- A single clamp screw provides for easy clamping and removal of tubing.

Catalog No.	Model No.	Description	Size (in.)	Weight		Std. Pack
				lb.	kg	
23332	345	45° SAE Flares	3/16, 1/4, 5/16, 3/8, 7/16, 1/2, 5/8	2 3/4	1,2	1
23337	345-DL	45° SAE-(double flares)	Above w/adapters for double lap flares; 3/16, 1/4, 5/16, 3/8, 7/16, 1/2 O.D. Tubing	3	1,3	1

RIDGID® Hydraulic Benders



Model HBO382E

Manual and electro-hydraulic benders for precision cold bending of standard gas pipes up to 4". Versatile, portable benders, ideal for on-site bending as well as machine construction, boiler making and industrial applications in general.

Available with open, tip-up or sliding wing, providing piston forces between 50 kN and 200 kN.

- Single circuit hydraulic system with return spring for better control of the ram and precise bending.
- Pressure relief valve protects the hydraulic system from over-pressurisation (electric models only).
- Supplied in a wooden case and delivered with a set of bending formers for standard gas pipe applications and corner supports.
- A wide range of accessories is available to cater for special bending applications.

Open Wing Benders

For better overview of the bending process and superior accessibility.



Model HBO382

Catalog No.	Model No.	Capacity in.	Pump Force kN	Volt	Motor	Kw	Formers										Weight	
							3/8	1/2	3/4	1	1 1/4	1 1/2	2	2 1/2	3	4	lb.	kg
Manually operated																		
13701	3801	3/8 - 1 1/4	50	—		—	•	•	•	•	•	—	—	—	—	—	123.5	56
42468	HBO382	3/8 - 2	90	—		—	•	•	•	•	•	•	—	—	—	—	194	88
Electro-hydraulic																		
13721	3801E	3/8 - 1 1/4	50	230 V	1 PH	1,4	•	•	•	•	•	—	—	—	—	—	167.5	76
13731	3801E	3/8 - 1 1/4	50	400 V	3 PH	1,4	•	•	•	•	•	—	—	—	—	—	167.5	76
42473	HBO382E	3/8 - 2	90	230 V	1 PH	1,4	•	•	•	•	•	•	—	—	—	—	244.7	111
13751	3802E	3/8 - 2	80	400 V	3 PH	1,5	•	•	•	•	•	•	—	—	—	—	253.5	115

BENDING & FORMING

Tip-Up Wing Benders

- Offers the added advantage of extra rigidity during the bending process.
- Ideal for on-site applications.



Catalog No.	Model No.	Capacity in.	Pump Force kN	Volt	Motor	Kw	Formers								Weight			
							3/8	1/2	3/4	1	1 1/4	1 1/2	2	2 1/2	3	4	lb.	kg
Manually operated																		
40383	HB382	3/8 - 1 1/4	90	—		—	•	•	•	•	•	—	—	—	—	—	134.5	61
36518	HB382	3/8 - 2	90	—		—	•	•	•	•	•	•	—	—	—	—	158.7	72
36523	HB383	3/8 - 3	146	—		—	•	•	•	•	•	•	•	•	—	—	344.0	156
14921	3814	3/8 - 4	200	—		—	—	—	—	—	—	—	•	•	•	—	904.0	410
27911	3814	3/8 - 4	200	—		—	•	•	•	•	•	•	•	•	•	—	926.0	420
Electro-hydraulic																		
14871	3812E	3/8 - 2	80	115	1 PH	1.4	•	•	•	•	•	•	•	—	—	—	220.4	100
39243	HB382E	3/8 - 2	90	230	1 PH	1.4	•	•	•	•	•	•	•	—	—	—	211.6	96
13771	3812E	3/8 - 2	80	400	3 PH	1.5	•	•	•	•	•	•	•	—	—	—	220.4	100
14881	3813E	3/8 - 3	130	115	1 PH	1.4	•	•	•	•	•	•	•	•	—	—	458.5	208
39268	HB383E	3/8 - 3	146	230	1 PH	1.4	•	•	•	•	•	•	•	•	•	—	401.2	182
13781	3813E	3/8 - 3	130	400	3 PH	1.5	•	•	•	•	•	•	•	•	•	—	458.5	208
14931	3814E	3/8 - 4	200	230	1 PH	1.4	—	—	—	—	—	—	•	•	•	—	970.0	440
14941	3814E	3/8 - 4	200	400	3 PH	1.5	—	—	—	—	—	—	•	•	•	—	970.0	440

Sliding Wing Benders

Used for bending multiple bends in different angles.



Catalog No.	Model No.	Capacity in.	Pump Force kN	Formers								Weight					
				3/8	1/2	3/4	1	1 1/4	1 1/2	2	2 1/2	3	4	lb.	kg		
16401	3811S	3/8 - 1 1/4	50	•	•	•	•	•	—	—	—	—	—	—	—	101.4	46
16411	3812S	3/8 - 2	80	•	•	•	•	•	•	•	—	—	—	—	—	176.3	80

Wing Bender Formers

Formers for Standard Gas Pipe to EN 10255
(DIN 2440, BS 1387)



Catalog No.	Description	Size		Radius mm	Weight	
		in.	metric (O.D.)		lb.	kg
37218	Former for Gas Pipe	¼	13,5	60	2.2	1,0
37223	Former for Gas Pipe	⅜	17,2	45	1.8	0,8
37228	Former for Gas Pipe	½	21,3	50	2.4	1,1
37233	Former for Gas Pipe	¾	26,9	80	4.0	1,8
37238	Former for Gas Pipe	1	33,7	110	4.0	1,8
37243	Former for Gas Pipe	1¼	42,4	135	4.6	2,1
37248	Former for Gas Pipe	1½	48,3	155	9.5	4,3
37253	Former for Gas Pipe	2	60,3	220	14.4	6,5
37258	Former for Gas Pipe	2½	76,1	320	38.5	17,5
37263	Former for Gas Pipe	3	88,9	390	59.5	27,2
28756	Former for Gas Pipe	4	114,3	600	220	100

Formers for Plastic Coated Pipe to EN 10255
(DIN 2440, BS 1387)



Catalog No.	Description	Size		Radius mm	Weight	
		in.	metric (O.D.)		lbs.	kg
22276	Former for Plastic Coated Pipe	⅜	17,2	110	—	—
22286	Former for Plastic Coated Pipe	½	21,3	110	—	—
22296	Former for Plastic Coated Pipe	¾	26,9	137	—	—
22306	Former for Plastic Coated Pipe	1	33,7	140	—	—
22316	Former for Plastic Coated Pipe	1¼	42,4	170	—	—
22326	Former for Plastic Coated Pipe	1½	48,3	220	—	—
22336	Former for Plastic Coated Pipe	2	60,3	270	—	—

Note: For bending 2" plastic coated pipes, 3" capacity hydraulic benders must be used.

Metric Formers for Standard Tube & Pipe to EN 10255 (DIN 2440, BS 1387)



Catalog No.	Description	Size		Radius mm	Weight	
		in.	metric (O.D.)		lbs.	kg
27816	Former for Standard Tube & Pipe	—	18,0	60	—	—
27826	Former for Standard Tube & Pipe	—	20,0	70	—	—
27836	Former for Standard Tube & Pipe	—	22,0	80	—	—
22116	Former for Standard Tube & Pipe	—	25,0	115	—	—
35066	Former for Standard Tube & Pipe	—	28,0	70	—	—
22126	Former for Standard Tube & Pipe	—	30,0	140	—	—
22136	Former for Standard Tube & Pipe	—	32,0	140	—	—
35076	Former for Standard Tube & Pipe	—	35,0	100	—	—
22146	Former for Standard Tube & Pipe	—	38,0	170	—	—
35086	Former for Standard Tube & Pipe	—	40,0	125	—	—
35096	Former for Standard Tube & Pipe	—	42,0	125	—	—
22156	Former for Standard Tube & Pipe	—	44,5	190	—	—
35106	Former for Standard Tube & Pipe	—	50,0	140	—	—
22176	Former for Standard Tube & Pipe	—	51,0	220	—	—
22186	Former for Standard Tube & Pipe	—	57,0	250	—	—
22206	Former for Standard Tube & Pipe	—	63,6	270	—	—
22216	Former for Standard Tube & Pipe	—	70,0	315	—	—

BENDING & FORMING

Wing Bender Formers

Formers for High Strength Tubing

Catalog No.	Description	Size		Radius mm	Weight	
		in.	metric (O.D.)		lbs.	kg
22236	Former for High Strength Tubing	½	21,3	110	6.6	3
22246	Former for High Strength Tubing	¾	26,9	137	8.8	4
22256	Former for High Strength Tubing	1	33,7	190	6.6	3
22266	Former for High Strength Tubing	1¼	42,4	220	20	9
22166	Former for High Strength Tubing	1½	48,3	220	18.7	8,5
22196	Former for High Strength Tubing	2	60,3	270	30	13,5
22226	Former for High Strength Tubing	2½	76,1	420	67.2	30,5

Formers for 180° Bending



Catalog No.	Description	Size		Radius mm	Weight	
		in.	metric (O.D.)		lbs.	kg
22376	Former for 180° Bending	¾	17,2	130	—	—
22386	Former for 180° Bending	½	21,3	130	—	—
22396	Former for 180° Bending	¾	26,9	130	—	—
22406	Former for 180° Bending	1	33,7	130	—	—
22416	Former for 180° Bending	1¼	42,4	130	—	—
22426	Former for 180° Bending	1½	48,3	140	—	—
28766	Former for 180° Bending	2	60,3	190	—	—

Note: Formers for 180° bending to be used with 180° bending attachment.

Accessories

Catalog No.	Description	Weight	
		lbs.	kg
22346	180° Bending Attachment for HB382 (1½ max.)	37.4	17,0
22356	180° Bending Attachment for HB383 (2 max.)	37.4	17,0
22366	180° Bending Attachment for 3802 (1½ max.)	37.4	17,0

Former for 180° Bending on Flat Bars (max. 40 mm x 8 mm)



Catalog No.	Description	Radius mm	Weight	
			lbs.	kg
22466	Former for Flat Bar for 180° Bending	60	4.4	2,0
22476	Former for Flat Bar for 180° Bending	70	5.5	2,5
22486	Former for Flat Bar for 180° Bending	80	6.6	3,0
22496	Former for Flat Bar for 180° Bending	90	8.8	4,0
22506	Former for Flat Bar for 180° Bending	100	8.8	4,0
22516	Former for Flat Bar for 180° Bending	110	12.1	5,5
22526	Former for Flat Bar for 180° Bending	120	13.2	6,0
28536	Former for Flat Bar for 180° Bending	130	15.4	7,0

Note: Formers for 180° bending of flat bars to be used with 180° flat bar bending attachment.

Accessories

Catalog No.	Description	Weight	
		lbs.	kg
22436	180° Bending Attachment for HB382	—	—
22446	180° Bending Attachment for 3802	—	—
22456	180° Bending Attachment for HB383	—	—

Wing Bender Accessories

Accessories for 1 1/4" Cap. Hydraulic Benders

Catalog No.	Description	Weight	
		lbs.	kg
26896	Stroke Adjuster 3801E 230 V	9.9	4,5
26906	Stroke Adjuster 3801E 400 V	3.3	1,5
21976	Corner Supports 3801	3.3	1,5
22026	Fixing Pin 3801	2.2	1,0
28796	Bending Frame 3801	32.1	14,6
28846	Wooden Case 3801	23.3	10,6
28876	Wooden Case 3801E	39.6	18,0

Accessories for 2" Cap. Hydraulic Benders



Catalog No.	Description	Weight kg	
		lbs.	kg
26916	Stroke Adjuster 3802E 230 V	9.9	4,5
26926	Stroke Adjuster 3802E / 3812E 400 V	7.7	3,5
37273	Corner Supports HB382/HB382E	6.8	3,1
42533	Corner Supports HBO382/HBO382E	12.1	5,5
37293	Fixing Pin HB382/ HB382E	0.8	0,4
42543	Fixing Pin HBO382/HBO382E	4.4	2,0
38083	Bending Frame HB382/ HB382E	28.6	13,0
42523	Bending Frame HBO382/HBO382E	65.0	29,5
28856	Wooden Case 3802/HB382	29.9	13,6
28876	Wooden Case 3802E/HB382E	39.6	18,0

Accessories for 3" Cap. Hydraulic Benders

Catalog No.	Description	Weight kg	
		lbs.	kg
26916	Stroke Adjuster 3813E 230 V	9.9	4,5
26926	Stroke Adjuster 3813E 400 V	7.7	3,5
37278	Corner Supports HB383/ HB383E	22.0	10,0
38078	Bending Frame HB383/ HB383E	80.4	36,5
28866	Wooden Case HB383	46.2	21,0
28886	Wooden Case HB383E	63.9	29,0
38568	Extension for 3"	—	—

BENDING & FORMING

Wing Bender Accessories

Accessories for 4" Cap. Hydraulic Benders

Catalog No.	Description	Weight kg	
		lbs.	kg
26126	Stroke Adjuster 3814E 230 V	9.9	4,5
26116	Stroke Adjuster 3814E 400 V	9.9	4,5
28776	Corner Supports 3814E / 2"	12.1	5,5
28786	Corner Supports 3814E / 4"	41.8	19,0
28836	Bending Frame 3814	273.3	124,0
28896	Wooden Case 3814	143.3	65,0

Accessories for all RIDGID® Hydraulic Benders

Catalog No.	Description	Weight kg	
		lbs.	kg
37813	Turnable Tripod (for all models up to 3")	16.5	7,5
14061	2,5 l Hydraulic Oil	5.5	2,5
37618	Straightener	2.2	1,0
37828	Transport Wheel Kit (for models HB382, HB383, HB382E and HB383E)	4.8	2,2



Tube Repair & Maintenance

- Wide selection from a single source.
- Unique durable designs.
- Fast and reliable performance.




Type	No. of Models	Page.
Pressure Test Pumps	2	9.2
Pipe Freezers	2	9.3
Descaling Pumps	2	9.5

TUBE REPAIR & MAINTENANCE

Pressure Test Pumps

Tests all types of installations such as heating, compressed air and refrigeration systems, oil installations, fire lines and small bore pipelines. The automatic pressure holding valves enables the user to easily pressurize the system. Compatible fluids include water, oil and ethylene glycol. Can be connected to water supply for rapid filling.

Model 1450 Manually-Operated Test Pumps



Features

- Very low effort required to operate.
- Pressure maintained automatically – no valve to be closed manually.
- Filter on inlet and outlet for better reliability.
- Two-stage lever action for fast filling of system and pressurization.
- Plastic container with capacity of 13,5 l (water, oil, ethylene glycol).
- Volume / stroke: 38 cm³.
- Includes an aluminium and a carbon enhanced PTFE piston pump for longer life.

Catalog No.	Model No.	Description	Weight		Std. Pack
			lb.	kg	
50072	1450	Pressure Test Pump, 50 Bar	14,1	6,4	1
18811	1450C*	Pressure Test Pump, 50 Bar	14,1	6,4	1

* 1450C is a Model without gauge (1/4" BSPT connection).

Model 1460-E Electric Test Pumps



Features

- 3 plunger ceramic piston pump for slow pressure build up and longer life.
- Quick coupling system to disconnect control block and gauge. This can be left on circuit being tested. Pump can be used to pressurize another circuit with second accessory control block.
- Stainless steel container (non acid liquids).
- Water flow: 9 l/min.
- Oil (SAE 30).

Catalog No.	Model No.	Description	Weight		Std. Pack
			lb.	kg	
19021	1460-E	Electric Test Pump 230 V, 25 Bar, 1,580 W	44	20,0	1
19031	1460-E	Electric Test Pump 115 V, 25 Bar	44	20,0	1
19041	1460-E	Electric Test Pump 230 V (Switz.), 25 Bar	44	20,0	1

Catalog No.	Model No.	Description	Weight		Std. Pack
			lb.	kg	
43666	—	Control Block 25 Bar	4,4	2,0	1
43676	—	Control Block 60 Bar	4,4	2,0	1


Electric Pipe Freezers

Fast electric pipe freezing for maintenance or repair work. Eliminates the need to drain system. The RIDGID® SF-2300 and SF-2500 are self-contained mini refrigeration units.

Model SF-2300 SuperFreeze

For freezing 12 to 35 mm steel and 12 to 42 mm copper.

NEW



Fast. The powerful compressor in combination with the 3-cavity direct freezing heads forms ice plugs in just a few minutes.

Portable & Robust. No bulky gas cylinders. Self-contained unit in site proof metallic case with transport resistant compressor, is easily carried from job to job.

Safe. No dangerous dry ice or toxic fumes. Contains CFC free refrigerant.

Convenient. Repairs can be made close to the frozen part of the tube and without the need to drain the entire system.

Designed for continuous use. No risk of running out of CO2 dry-ice gas during repairs.

Features

- Powerful 296 W compressor.
- 3-cavity direct freezing heads allow fast and optimum freezing performance.
- More flexibility with use of inserts on the 3-cavity head for 12, 15, 22, 35 mm steel and copper tubing.
- Hose connected perpendicularly to freezer head. Allows easier working in restricted spaces and on pipes close to wall or near floor.
- 2,5 mm thick, 1,98 m long rubber hoses with protective springs against wearing ensuring longer hose life time.
- Unique Freeze Gel formula sticks to the freeze heads without dripping off and helps reducing freezing times.

Standard Equipment

- SF-2300 SuperFreeze Unit.
- Freeze Head with 18-28-42 mm cavities.
- Set of 2x 12/15/22/35 mm inserts for copper / steel tubing.
- Set of 2 Velcro® Straps.
- 1 Clamp Bar.
- 1 Spray Bottle.
- 1 Bottle Freeze Gel (237 ml).

Catalog No.	Model No.	Description	Weight		Std. Pack
			lb.	kg	
41078	SF-2300	Pipe Freezer, 230 V	58	26,3	1
42838	-	Set 12 mm inserts (2)	-	-	1
42853	-	Set 15 mm inserts (2)	-	-	1
42843	-	Set 22 mm inserts (2)	-	-	1
42833	-	Set 35 mm inserts (2)	-	-	1
69707	-	Velcro Straps (2)	-	-	1
65942	-	Clamp Bar	-	-	1
74946	-	Freeze Gel (bottle, 237 ml)	-	-	1
60776	-	Spray Bottle	-	-	1

Note: Always make sure SuperFreeze heads and hoses are completely thawed before removing from pipe. DO NOT forcefully remove from pipe with any kind of tool, as it could permanently damage the heads and hoses.

(TOOLTIP) The SF-2300 is designed for frequent use on small diameter pipes (up to 1¼" (32 mm) steel pipe and 42 mm copper) in commercial applications. For faster pipe freezing of large diameter pipe we recommend using the model SF-2500 (see next page).

TUBE REPAIR & MAINTENANCE

Model SF-2500 SuperFreeze

For fast freezing up to 2½" (65 mm) pipe.

NEW



Model SF-2500

Pipe Freezing Tool Avoids the Cost and Inconvenience of a System Shutdown and Purge.

The SuperFreeze Pipe Freezer is an easy-to-use pipe freezing unit that allows the contractor to keep water systems operating while making repairs. The RIDGID Model SF-2500 is a mini-refrigeration unit that circulates self-contained refrigerant to its aluminum freeze heads. This forms an ice plug in as little as 6 minutes in ½" (12 mm) copper tube and can be used with up to 2½" (65 mm) tube or 2" (50 mm) steel pipe. Once the pipe is plugged, repairs can be made while the ice plug is maintained by the unit. Now includes a bottle of specially formulated freeze gel to speed freezing. Apply the gel to freeze heads before placing on pipe.

Model SF-2500

Capacity:.....Copper Tube: ½ - 2½" (12 - 65 mm). Steel Pipe: ½ - 2" (12 - 50 mm).
 Compressor:Rotary, 230 V, 50 Hz, 2,4 A, 505 W.
 Refrigerant:R-507.
 Weight:55 lbs (25 kg).
 Hose Length:2,6 m (5,2 m span).
 Dimensions:22¾" (58 cm) x 11" (28 cm) x 14½" (37 cm) (L x W x H).

Standard Equipment

- SuperFreeze Unit.
- 2 Velcro® straps.
- 1 Spray Bottle.
- 1 Clamp Bar.
- 1 Bottle Freeze Gel (237 ml).
- Set of 2 adapters for ½" and ¾" (12 and 20 mm) pipe.
- Standard sizes on freezing head: 1" (25 mm), 1¼" (32 mm), 1½" (40 mm) and 2" (50 mm).



Ordering Information

Catalog No.	Model No.	Description	Weight	
			lb.	kg
68832	SF-2500	Pipe Freezer, 230 V	55	25

Accessories

Catalog No.	Description
68862	Set of 2 End Adapters ½" Fe (22 mm)
72422	Set of 2 End Adapters ¾" Fe (28 mm)
66986	Set of 2 End Adapters 12 mm to 15/16 mm
65976	Set of 2 End Adapters ¾" Fe (18 mm), ½" Fe (22 mm)
65942	Clamp Bar
69707	Velcro Straps (Set of 2)
74946	Cool Gel (1 bottle) 237 ml
60776	Spray Bottle

Note: Always make sure SuperFreeze heads and hoses are completely thawed before removing from pipe. DO NOT forcefully remove from pipe with any kind of tool, as it could permanently damage the heads and hoses.

(TOOLTIP) In high ambient temperature applications, wrap insulation around the area being frozen to help concentrate the freezing action of the heads.

Descaling Pumps

For descaling and restoring installations.



Features

- Cleans any closed circuit system efficiently.
- High performance flow reversal valve allows scale to be removed from both sides.
- Ideal for descaling boilers, heat exchangers and closed heating systems.
- Scaling inside of a closed circuit dramatically reduces flow capacity. Two pumps are available to meet your maintenance needs.
- Both pumps feature a vertical axis for a higher and more powerful flow.

Catalog No.	Model No.	Motor	Applications		Weight		Std. Pack
			Descaling	Restoring	lb.	kg	
57276	DP-13	0,15 HP, 110 W, 230 V	•	–	13¼	6,0	1
34051	DP-24	0,45 HP, 330 W, 230 V	•	•	19¾	9,0	1

Catalog No.	Model No.	Flow rate l / min	Discharge head m	Tank l	Hose length m	Connection inch	Adapters incl. inch	Maximum temp. °C
57276	DP-13	40	10	13	2 x 2	½"	¾", ¾"	50
34051	DP-24	90	20	35	2 x 2	½"	¾", ¾"	50

(TOOLTIP) It is important to use the right descaling liquids for a vertical axis pump. See your distributor for a list of correct liquids. In all cases ensure they contain anti-foam agents. Follow manufacturer's instructions for safe handling and use of chemical products.



TUBE REPAIR & MAINTENANCE



Press Tools

- Feature lock-on cycle completion to ensure the same reliable, watertight joint every time.
- Are highly engineered to deliver superior quality and durability – backed by the RIDGID Lifetime Warranty.






Type	No. of Models	Capacity mm	Page
Compact 24 kN Cordless	5	12 - 35	10.4
Compact Press Jaws	24	12 - 35	10.5
Standard 32 kN Cordless	8	10 - 108	10.6
Standard 32 kN Corded	8	10 - 108	10.7
Standard Press Jaws	27	12 - 54	10.8

PRESSING

Selection Chart

Press Tools

RP 210-B page 10.4	Jaws	Crimping Force	Power	Copper/ Steel/ SS mm	PEX / Multilayer Capacity mm	Weight with Battery kg	Rotating Barrel	Characteristics
	Compact Series Jaws: • For V / TH / U / RF pressfit systems.	24 kN	18 V Li-Ion Battery	12 - 35	14 - 32	2,5	270°	This press tool is 25% lighter than our previous tool, for more pressing, less fatigue. It's also smaller and more compact to get into confined areas. For 12 - 35 mm copper and stainless steel, and 14 - 32 mm Multilayer, the RP 210-B is the right choice. Also features a 270° rotating barrel to reach into tight spaces.
RP 340-B page 10.6								Characteristics
	Standard Series Jaws: • For V / TH / U pressfit systems.	32 kN	18 V Li-Ion Battery. Optional: Corded, with Power Adapter	12 - 108	10 - 75	3,2	270°	Weighing up to 30% less and 15% smaller than the previous unit , the RP 340-B provides all the same functionality and durability of previous models but in a much lighter and more compact design. RP 340-B also features an LED-light and a greatly extended service interval of 42.000 cycles.
RP 340-C page 10.7								Characteristics
	Standard Series Jaws: • For V / TH / U pressfit systems.	32 kN	Corded, with Power Adapter. Optional: 18 V Li-Ion Battery	12 - 108	10 - 75	3,53	270°	For the peace of mind a corded tool offers, choose the RP 340-C press tool with power adapter. With all of the same features, functionality and durability of the battery-powered version, the RP 340-C press tool is the workhorse of the job site. Weighing 23% less than the previous corded unit, RP 340-C is our lightest corded press tool ever. The corded power adapter of the RP 340-C can be easily removed and replaced (optionally) by a detachable 18 V Li-Ion Battery, offering the user all the advantages of both a corded AND battery-powered pressing tool.

Press Jaws

Compact Series Press Jaws for use with RIDGID RP 100-B and RP 210-B													
Compact Series Jaws	12 mm	14 mm	15 mm	16 mm	18 mm	20 mm	22 mm	25 mm	26 mm	28 mm	32 mm	32 mm HE*	35 mm
V-profile	22588	22593	22598	22603	22608	–	22613	–	–	22618	–	–	33158
TH-profile	–	24708	–	24713	24718	24723	–	–	24728	–	24733	24738*	–
U-profile	–	22908	–	22913	22918	22923	–	22928	–	–	22933	–	–
RF-profile	–	–	–	22863	–	30533	–	22883	–	–	22903	–	–

*For Henco systems.

Standard Series Press Jaws for use with RIDGID RP 330-B, RP 330-C, RP 300, RP 300-B, RP 10-S, RP 340-B, RP 340-C															
Standard Series Jaws	12 mm	14 mm	15 mm	16 mm	18 mm	20 mm	22 mm	25 mm	26 mm	28 mm	32 mm	32 mm HE*	35 mm	42 mm	54 mm
V-profile	83096	86256	83106	86266	83116	–	83126	–	–	83136	–	–	83146	83156	83166
TH-profile	–	86536	–	86546	86556	86566	–	–	86576	–	86586	86596*	–	–	–
U-profile	–	86616	–	86626	86636	86646	–	86656	–	–	86666	–	–	–	–

*For Henco systems.

(TOOLTIP) The RIDGID No. 227S Inner-Outer Reamer is constructed of hardened steel and is ideal for fast, clean inner reaming and outer deburring of 12 - 54 mm copper, steel and stainless steel tubing (see pg. 3.17).

The Fastest, Most Reliable Press Tools

Compact 24kN



RIDGID RP 210-B

Standard 32kN



RIDGID RP 340-B



RIDGID RP 340-C

Features	Benefits	RIDGID RP 210-B	RIDGID RP 340-B	RIDGID RP 340-C
Weight (tool and battery)	Lightweight, providing maximum comfort.	2,5 kg	3,2 kg	3,53 kg
Power Source	For convenience and maximum portability.	18 V Li-Ion Battery	18 V Li-Ion Battery (Optional: Power Adapter)	Corded, Power Adapter (Optional: 18 V Li-Ion Battery)
Rotating Barrel	Tool barrel rotates, allowing access into the tightest spaces.	270°	270°	270°
Approximate Cycle Time	Fastest cycle times, providing maximum speed with every connection.	5 Seconds	4 Seconds	4 Seconds
Lock-On Cycle Completion	Cycle completes automatically once pressing action begins, ensuring a reliable connection every time.	✓	✓	✓
Auto Ram Retraction	Ram returns to start position automatically, providing maximum speed with every connection.	✓	✓	✓
Jaw Pin Closure Sensor	Prevents cycle from starting if pin is not fully engaged, preventing tool damage.	✓	✓	✓
Automatic Maintenance Reminder	Automatic calibration reminder to ensure optimal performance after 30,000 cycles (RP 210-B) & 40,000 cycles (RP 340-B and RP 340-C).	✓	✓	✓
Extreme Temperature Sensor	RP 210-B operating temp = 15° to 140°F. (-10° to 60°C)	✓		
	RP 340-B operating temp = 15° to 122°F. (-10° to 50°C)		✓	
	RP 340-C operating temp = 15° to 122°F. (-10° to 50°C)			✓
Low Battery Sensor	Alerts user to insufficient battery power, providing maximum reliability with every connection.	✓	✓	
Pistol Grip Design	Extremely well balanced, less operator's fatigue.	✓	✓	✓

Ridge Tool is the world's Pressing Technology™ leader, making the high-performance RIDGID tools that drive the speed and reliability of copper, steel, stainless steel, PEX and Multilayer connections.

Compact 24 kN Battery Powered Press Tool

12 to 35 mm Capacity for Copper, Steel and Stainless Steel
14 to 32 mm Capacity for PEX and Multilayer



Model RP 210-B Compact

The Model RP 210-B is a fast and reliable way to join copper, stainless steel, PEX and Multilayer fittings. It is 5 cm shorter and 25% lighter than our previous compact tool for more pressing with less fatigue. It's 270° rotating swivel jaw helps users get into tight places. With 24 kN hydraulic ram output, the Model 210-B has more capacity than any compact press tool available. As part of this new design, the Model 210-B service interval has been extended to 32,000 cycles.

Specifications

- Capacity: 12 to 35 mm for copper, steel and stainless; 14 - 32 mm for PEX / Multilayer.
- Compatible with all RIDGID® compact series pressing attachments.
- 270° barrel/jaw swivel.
- Battery: 18 V Li-Ion, 2.0 Ah.
- Battery Charger: 230 V.
- Hydraulic Ram Output: 24 kN.
- Weight: 2,5 kg with battery.
- Operating Temperature Range: 15°F - 122°F (-10°C - 60°C).
- Approximate Cycle Time: 5 seconds.
- Extra long service interval. Reminder at 30,000 / Shutdown at 32,000 pressing cycles.
- Standard Kit Includes: RP 210-B Press Tool, 1x Li-Ion Battery, Battery Charger and Carrying Case.



One-handed operations.



Compact Series Jaws for Copper, Steel, Stainless Steel, PEX and Multilayer.
See page 10.5

Model RP 210-B Compact with Jaw Sets

Catalog No.	Description	Weight kg	Std. Pack
44166	RP 210-B + Case + Battery + Charger	8,20	1
44176	RP 210-B + Case + Battery + Charger + V 15 - 22 - 28 mm Jaws	9,50	1
43878	RP 210-B + Case + Battery + Charger + V 16 - 22 - 28 mm Jaws	9,50	1
44186	RP 210-B + Case + Battery + Charger + U 16 - 20 - 25 mm Jaws	9,50	1
44196	RP 210-B + Case + Battery + Charger + TH 16 - 20 - 26 mm Jaws	10	1
44206	RP 210-B + Case + Battery + Charger + RF 16 - 20 - 25 mm Jaws	10,30	1

Accessories

Catalog No.	Description	Weight kg	Std. Pack
31023	Carrying Case	4,50	1
43333	230 V Charger	0,72	1
43323	18 V 2.0 Ah Li-Ion Battery Pack	0,47	1
43328	18 V 4.0 Ah Li-Ion Battery Pack	0,71	1

Compact Series Press Jaws

RIDGID Compact Series press jaws are 40% lighter and 33% smaller than Standard Series jaws, enabling them to fit into tight spaces. RIDGID Compact Series press jaws are only compatible with RIDGID Compact Series press tools (RP 100-B, RP 210-B).

Copper, Steel and Stainless Steel

Compact V



Compact Jaws for V-systems

Compact Series V-Jaws

Catalog No.	Description	Weight kg	Std. Pack
22588	V 12 mm Compact	0,94	1
22593	V 14 mm Compact	0,98	1
22598	V 15 mm Compact	0,98	1
22603	V 16 mm Compact	0,98	1
22608	V 18 mm Compact	1,00	1
22613	V 22 mm Compact	1,00	1
22618	V 28 mm Compact	1,00	1
33158	V 35 mm Compact	1,10	1

PEX / Multilayer

Compact TH



Compact Jaws for TH systems

Compact Series TH-Jaws

Catalog No.	Description	Weight kg	Std. Pack
24708	TH 14 mm Compact	1,16	1
24713	TH 16 mm Compact	1,16	1
24718	TH 18 mm Compact	1,16	1
24723	TH 20 mm Compact	1,16	1
24728	TH 26 mm Compact	1,36	1
24733	TH 32 mm Compact	1,36	1
24738*	TH 32HE mm Compact*	1,36	1

* For Henco Systems

PEX / Multilayer

Compact U



Compact Jaws for U systems

Compact Series U-Jaws

Catalog No.	Description	Weight kg	Std. Pack
22908	U 14 mm Compact	1,04	1
22913	U 16 mm Compact	1,04	1
22918	U 18 mm Compact	1,04	1
22923	U 20 mm Compact	1,04	1
22928	U 25 mm Compact	1,26	1
22933	U 32 mm Compact	1,26	1

PEX / Multilayer

Compact RF



Compact Jaws for RF systems

Compact Series RF-Jaws

Catalog No.	Description	Weight kg	Std. Pack
22863	RF 16 mm Compact	1,04	1
30533	RF 20 mm Compact	1,04	1
22883	RF 25 mm Compact	1,26	1
22903	RF 32 mm Compact	1,26	1

PRESSING

Standard Battery Powered 32 kN Press Tool

12 to 108 mm Capacity for Copper, Steel, Stainless Steel
10 to 75 mm Capacity for PEX, Multilayer



NEW

Model RP 340-B Battery-Powered Press Tool

New generation ultra compact 32 kN press tool, nearly at the size and weight of a compact tool. Service Interval only after 42.000 press cycles!

Weighing up to 30% less and 15% smaller than our previous unit, the RP 340-B provides all the same functionality and durability of previous models but in a much lighter and more compact design. RP 340-B also features an LED-light and a greatly extended service interval of 42.000 cycles.

Specifications

- Capacity: 10 - 108 mm.
- 270° Barrel/Jaw Swivel.
- Hydraulic Ram Output: 32 kN.
- Weight: 3,2 kg (incl. 18 V Li-Ion Battery).
- Operating Temperature Range: 15°F to 122°F (-10°C to 50°C).
- Approximate Cycle Time: 4 seconds.
- LED-light for continued operations in no- or low-light environments.
- Extreme long service interval. Reminder at 40.000 / Shutdown at 42.000 pressing cycles.
- Standard Kit includes: RP 340 Press Tool, 230 V Charger, 18 V 2.0 A Li-Ion Battery and Carrying Case.
- Compatible with all Standard Series Pressing Jaws from RIDGID and other manufacturers.
- For use with Copper, Steel, Stainless Steel, PEX and Multilayer Tubing.



RP 340-B Kit



RP 340-B



Standard Jaws for V, U or TH systems. See page 10.8.

Model RP 340-B Battery-Powered Press Tool and Jaw Sets

Catalog No.	Description	Weight kg	Std. Pack
43238	RP 340-B + Case + Battery + Charger	8,6	1
43243	RP 340-B + Case + Battery + Charger + V 15 - 18 - 22 mm Jaws	14,1	1
43248	RP 340-B + Case + Battery + Charger + V 15 - 22 - 28 mm Jaws	14,1	1
43253	RP 340-B + Case + Battery + Charger + V 18 - 22 - 28 mm Jaws	14,1	1
43258	RP 340-B + Case + Battery + Charger + TH 16 - 18 - 20 mm Jaws	14,1	1
43263	RP 340-B + Case + Battery + Charger + TH 16 - 20 - 26 mm Jaws	14,1	1
43268	RP 340-B + Case + Battery + Charger + U 16 - 18 - 20 mm Jaws	14,1	1
43273	RP 340-B + Case + Battery + Charger + U 16 - 20 - 25 mm Jaws	14,1	1

Accessories

Catalog No.	Description	Weight kg	Std. Pack
43333	230 V Charger	0,72	1
43343	Plastic Carrying Case	4,68	1
43323	Battery, 18 V 2.0 Ah Li-Ion	0,47	1
43328	Battery, 18 V 4.0 Ah Li-Ion	0,71	1
43338*	230 V Power Adapter (5 m cable)	0,80	1

* Optional

(TOOLTIP) For optimal performance, be sure to charge batteries in temperatures above 50°F (10°C) and below 104°F (40°C).

Standard Corded 32 kN Press Tool

12 to 108 mm Capacity for Copper, Steel, Stainless Steel
10 to 75 mm Capacity for PEX, Multilayer



NEW

Model RP 340-C Corded Press Tool

New generation ultra compact 32 kN press tool, our lightest corded press tool ever. Service Interval only after 42.000 press cycles!

For the peace of mind a corded tool offers, choose the RP 340-C press tool with power adapter (5 m cable). With all of the same features, functionality and durability of the RP 340-B, the RP 340-C press tool is the workhorse of the job site. Weighing 23% less than the previous corded unit, RP 340-C is our lightest corded press tool ever. The corded power adapter of the RP 340-C can be easily removed and replaced (optionally) by a detachable 18 V Li-Ion Battery, offering the user all the advantages of both a corded AND battery-powered pressing tool.

Specifications:

- Capacity: 10 - 108 mm.
- 270° Barrel/Jaw Swivel.
- Hydraulic Ram Output: 32 kN.
- Weight: 3,53 kg (incl. 230 V Power Adapter)
- Cable Length: 5 m
- Operating Temperature Range: 15°F to 122°F (-10°C to 50°C).
- Approximate Cycle Time: 4 seconds.
- LED-light for continued operations in no- or low-light environments.
- Extreme long service interval. Reminder at 40.000 / Shutdown at 42.000 pressing cycles.
- Standard Kit includes: RP 340 Press Tool, 230 V Power Adapter and Carrying Case.
- Compatible with Standard Series Pressing Jaws from RIDGID and other manufacturers.
- For use with Copper, Steel, Stainless Steel, PEX and Multilayer Tubing.



Standard Series Jaws for V (Metallic) Systems
See page 10.8



Standard Jaws for U or TH systems

Model RP 340-C Corded Press Tool and Jaw Sets

Catalog No.	Description	Weight kg	Std. Pack
43283	RP 340-C + Power Adapter + Case	8,20	1
43288	RP 340-C + Power Adapter + Case + V 15 - 18 - 22 mm Jaws	13,70	1
43293	RP 340-C + Power Adapter + Case + V 15 - 22 - 28 mm Jaws	13,70	1
43298	RP 340-C + Power Adapter + Case + V 18 - 22 - 28 mm Jaws	13,70	1
43303	RP 340-C + Power Adapter + Case + TH 16 - 18 - 20 mm Jaws	13,70	1
43308	RP 340-C + Power Adapter + Case + TH 16 - 20 - 26 mm Jaws	13,70	1
43313	RP 340-C + Power Adapter + Case + U 16 - 18 - 20 mm Jaws	13,70	1
43318	RP 340-C + Power Adapter + Case + U 16 - 20 - 25 mm Jaws	13,70	1

Accessories

Catalog No.	Description	Weight kg	Std. Pack
43343	Plastic Carrying Case	4,68	1
43338	230 V Power Adapter (5 m cable)	0,80	1
43323	Battery, 18 V 2.0 Ah Li-Ion	0,47	1
43328	Battery, 18 V 4.0 Ah Li-Ion	0,71	1
43333	230 V Charger	0,72	1

(TOOL TIP)

Inspecting and cleaning jaws regularly to remove material build-up near the jaw tips prevents the development of a burr on the fitting and the jaw from sticking to the fitting after pressing.

PRESSING

Standard Series Press Jaws

The Standard Series Pressing Jaws were designed in conjunction with the fitting manufacturer, ensuring compatibility. All RIDGID Standard Series pressing jaws are compatible with all RIDGID Standard Series Pressing Tools (RP 300, RP 300-B, RP 330-B, RP 330-C, RP 10-S, RP 340-B and RP 340-C).

Copper, Steel and Stainless Steel



Standard Jaws for V-systems

Standard Series V-Jaws

Catalog No.	Description	Weight kg	Std. Pack
83096	V 12 mm Standard	1,70	1
86256	V 14 mm Standard	1,72	1
83106	V 15 mm Standard	1,72	1
86266	V 16 mm Standard	1,78	1
83116	V 18 mm Standard	1,78	1
83126	V 22 mm Standard	1,86	1
83136	V 28 mm Standard	1,92	1
83146	V 35 mm Standard	2,02	1
83156	V 42 mm Standard	2,98	1
83166	V 54 mm Standard	4,28	1

Standard Series V-Jaw Sets

Catalog No.	Description	Weight kg	Std. Pack
34221	V 15 - 18 - 22 - 28 mm Jaws in Plastic Case	8,40	1
35381	V 12 - 15 - 22 - 28 mm Jaws in Plastic Case	8,40	1

PEX / Multilayer

Standard TH



Standard Jaws for TH-systems

Standard Series TH Jaws

Catalog No.	Description	Weight kg	Std. Pack
86536	TH 14 mm Standard	1,70	1
86546	TH 16 mm Standard	1,72	1
86556	TH 18 mm Standard	1,78	1
86566	TH 20 mm Standard	1,86	1
86576	TH 26 mm Standard	1,92	1
86586	TH 32 mm Standard	2,02	1
86596	TH 32HE mm Standard*	2,98	1

* For Henco Systems

Standard Series TH-Jaws Set

Catalog No.	Description	Weight kg	Std. Pack
35331	TH 16 - 18 - 20 - 26 mm Jaws in Metal Case	8,40	1

PEX / Multilayer

Standard U



Standard Jaws for U-systems

Standard Series U Jaws

Catalog No.	Description	Weight kg	Std. Pack
86616	U 14 mm Standard	1,70	1
86626	U 16 mm Standard	1,72	1
86636	U 18 mm Standard	1,78	1
86646	U 20 mm Standard	1,86	1
86656	U 25 mm Standard	1,92	1
86666	U 32 mm Standard	2,02	1

Standard Series U-Jaws Set

Catalog No.	Description	Weight kg	Std. Pack
35341	U 16 - 18 - 20 - 25 mm Jaws in Metal Case	8,40	1

Diagnostics, Inspection & Locating

RIDGID® diagnostics offers products that set the standard in ruggedness and durability with the technology needed to finish a job. These products include:

- RIDGID SeeSnake® video inspection systems that set the standard for reliability and maneuverability.
- The NaviTrack Scout® locator is the easiest to learn and use. Ideal for locating sondes.
- RIDGID hand-held inspection cameras diagnose and solve problems in tight spaces.
- RIDGID hand-held diagnostic equipment provides simple, quick and accurate readings.



Drain & Sewer Video Inspection	Pipe Diameter		Cable Length		Page No.
	in.	mm	feet	m	
Mini-SeeSnake	1½ - 8	40 - 200	100 / 200	30 / 61	11.6
SeeSnake	2 - 12	50 - 300	200 / 325	61 / 99	11.6
SeeSnake Compact	1½ - 6	40 - 150	100	30	11.7
SeeSnake microDrain™	1¼ - 3 / 4*	32 - 75 / 100*	30 / 65	10 / 20	11.8
SeeSnake microReel™	1½ - 4 / 5*	40 - 100 / 125*	100	30	11.9
SeeSnake nanoReel	¾ - 2	20 - 50	85	25	11.10
Monitors & Recorders	-	-	-	-	11.11

* Smaller capacity is valid when used with a microEXPLORER or micro CA-300, the larger capacity when used with a SeeSnake monitor.

Digital Interfaces	Page No.
Laptop Interface	11.14
SeeSnake HQ™ Digital Inspection Software	11.15

Hand-Held Video Inspection	Weight		Cable Length		Camera Diameter		Page No.
	lbs.	kg	feet	m	in.	mm	
micro CA-25	1.5	0,68	3	0,9	0.7	17	11.17
micro CA-100	1.7	0,76	3 - 30	0,9 - 9	0.7	17	11.18
micro CA-300	5.5	2,5	3 - 30	0,9 - 9	0.7	17	11.19

Hand-Held Diagnostics	Weight		Page No.
	lbs.	kg	
micro IR-100 Non-Contact Infrared Thermometer	0.5	0,2	11.21
micro CD-100 Combustible Gas Detector	1.0	0,45	11.22
micro LM-100 Laser Distance Meter	0.5	0,2	11.23

Utility Locating	Weight		No. of Standard Frequencies			Page No.
	lbs.	kg	Passive	LineTrace	Sonde	
SeekTech® SR-20	3.5	1,6	7	4	7	11.26
SeekTech SR-60	5.1	2,3	7	6	7	11.27
Transmitters	-	-	-	-	-	11.28

Plumbing Locating	Weight		No. of Standard Frequencies			Page No.
	lbs.	kg	Passive	LineTrace	Sonde	
NaviTrack® Scout	3	1,4	2	3	4	11.30
Transmitters	-	-	-	-	-	11.31

DIAGNOSTICS, INSPECTION & LOCATING

RIDGID® tools are profit machines. Each one gives you the easy-to-use features needed to get the job done right and quickly to increase job profitability. You can depend on the high quality they provide for long service life to optimize your investment. You can also depend on RIDGID to offer a wide selection of complementary choices and options to help your business attract new customers and keep old ones to grow your business volume.

From our popular line of SeeSnake® video inspection systems and digital visualization tools, SeekTech® and NaviTrack® utility and plumbing locators, and hand-held diagnostic tools – we offer the tools to help you increase revenues. See it for yourself.



See It

Video Inspection Equipment

No matter what you need to see into, around or behind, there is a RIDGID inspection system available. With a wide selection of cameras, push cables, reels and monitors, there is a system that meets your needs. Each one is easy to use and durable – traits that you have come to expect from RIDGID.

See More Starting on Page 11.6

Record & Share It

Digital Recording, Storing and Sharing

Recording and sharing inspection videos to streamline record keeping, communication with customers and collaboration has never been easier. Now you can view, store and share inspection videos on DVD, SD card, USB stick, on a laptop, or on the Internet. More ways that RIDGID helps increase profitability, professionalism and efficiency.

See More Starting on Page 11.11

DIAGNOSTICS, INSPECTION & LOCATING



Digitally Manage It

Hardware and Software Digital Tools

A laptop interface for your SeeSnake inspection system, and powerful and full-function inspection software are all available to increase productivity and profitability.

See More Starting on Page 11.14

Diagnose It

Hand-Held Measurement Tools

You can depend on RIDGID diagnostic tools to provide the features and ease-of-use you need to execute a variety of measurement jobs. Each one includes easy to read LCD backlit displays that are designed to be easy to see indoors and outdoors.

See More Starting on Page 11.21

Find It

Locating Equipment

A full line of RIDGID locators and transmitters are available to meet your needs for fast and accurate identification of buried electric, cable, water, gas, oil, telecom, drain and sewer utilities. Each one is easy to use, offers the flexibility to meet various needs and is an ideal complement to RIDGID video inspection equipment.

See More Starting on Page 11.24

DIAGNOSTICS, INSPECTION & LOCATING

Selection Overview

SeeSnake® Reel and Camera Selection






For inspecting lines ¼" to 12" (20 mm to 300 mm) in diameter, there is no better choice than a SeeSnake cable reel and camera system. Each one offers ease-of-use, application-matched features and unmatched durability and longevity.

	SeeSnake		Mini-SeeSnake	SeeSnake Compact	SeeSnake microReel™ L100/L100C	SeeSnake microDrain™ D30/D65S	SeeSnake nanoReel N85S
	Standard	Self-Leveling					
							
Applications	Industrial	Industrial	Industrial	Main Drain Lines	Lateral Drain Lines	Toilets / Sinks / Lines	HVAC/Utilities
PAGE NUMBER	11.6	11.6	11.6	11.7	11.9	11.8	11.10
Line Capacity	2" - 12" 50 - 300 mm	2" - 12" 50 - 300 mm	1½" - 8" 40 to 200 mm	1½" - 6" 40 to 150 mm	1½" - 4' / 5" 40 - 100 / 125 mm*	1¼" - 3' / 4" 32 - 75 / 100 mm*	¾" - 2" 20 - 50 mm
Maximum Run	325' / 99 m	325' / 99 m	200' / 61 m	100' / 30 m	100' / 30 m	33' / 10 m or 65' / 20 m	85' / 25 m
Sonde Transmitter	512 Hz	512 Hz	512 Hz	512 Hz	512 Hz	Optional 512 Hz	512 Hz
Distance Measurement	Built-In Counter	Built-In Counter	Built-In Counter	Built-In Counter	Optional	—	—
MECHANICAL							
Weight (Excl Monitor)	53 lbs. / 19,5 kg	53 lbs. / 19,5 kg	24.5 lbs. / 11,1 kg (reel)	13 lbs. / 5,9 kg (reel)	10.3 lbs. / 4,7 kg	8.6 lbs. / 3,9 kg or 9.8 lbs. / 4,4 kg	9.5 lbs. / 4,1 kg
Reel Frame Diameter	32" / 81 cm	32" / 81 cm	20" / 51 cm	16" / 40 cm	12.75" / 32 cm	12.75" / 32 cm	12.75" / 32 cm
Camera Diameter	1.365" / 35 mm	1.365" / 35 mm	1.18" / 30 mm	1.18" / 30 mm	.98" / 25 mm	.87" / 22 mm	.61" / 15,5 mm
Camera Length	1.68" / 42 mm	1.94" / 48 mm	1.68" / 42 mm	1.68" / 42 mm	1.17" / 37 mm	1" / 26 mm	.88" / 22,5 mm
Push Cable Diameter	.44" / 11 mm	.44" / 11 mm	.31" / 8 mm	.26" / 6,6 mm	.26" / 6,6 mm	.33" / 8,3 mm	.25" / 6,3 mm
ENVIRONMENTAL							
Operating Temperature	-4° to 104°F -20° to 40°C	-4° to 104°F -20° to 40°C	-4° to 104°F -20° to 40°C	-4° to 104°F -20° to 40°C	-4° to 104°F -20° to 40°C	-4° to 104°F -20° to 40°C	-4° to 104°F -20° to 40°C
Waterproof Depth	330' / 100 m	330' / 100 m	330' / 100 m	330' / 100 m	330' / 100 m	266' / 81 m	266' / 81 m
Video Resolution	768(H) x 494(V)	768(H) x 494(V)	768(H) x 494(V)	768(H) x 494(V)	628(H) x 586(V)	628(H) x 586(V)	628(H) x 586(V)
Number of Pixels	410K	410K	410K	410K	520K	520K	520K
Lighting	6 LEDs	6 LEDs	6 LEDs	6 LEDs	3 High Flux LEDs	3 High Flux LEDs	3 High Flux LEDs

* Smaller capacity is valid when used with a microEXPLORER or micro CA-300, the larger capacity when used with a SeeSnake monitor.




Monitoring and Recording Selection

Innovation describes the line of RIDGID monitors and recorders. For example, the micro CA-300 is a full-function monitor and recording tool for SeeSnake microDrain and microReel reels, yet it can be used with a cable-mounted camera to inspect areas as small as ¾" (20 mm).

	SeeSnake MINIPak	CS10	CS1000	micro CA-300
				
PAGE NUMBER	11.11	11.12	11.13	11.19
Recording Capability	View Only*	Digital Video / Images	Digital Video / Images	Digital Video / Images
Screen Size	5.7" LCD	12.1" LCD	12.1" LCD	3.5" LCD
Screen Type	LCD	LCD	LCD	LCD
Battery	18 V LI	1 or 2 18 V LI	1 or 2 18 V LI	3.7 V LI
Battery Runtime	5 hrs	4 hrs (2 batteries)	3,5 hrs (2 batteries)	4 hrs
Integrated Line Trace	Yes	Yes	Yes	—
Sonde Control 512Hz	Push Button	Push Button	Push Button	Yes
Lighting Controls	10 Level Digital	10 Level Digital	10 Level Digital	4 Level Digital
Screen Operating Range	-4°F to 158°F -20° to 70°C	14°F to 122°F -10° to 50°C	14°F to 122°F -10° to 50°C	32°F to 113°F 0° to 45°C
Recorder Operating Range	—	14°F to 122°F	14°F to 122°F	32°F to 113°F 0° to 45°C
Resolution	320 x 240	640 x 480	640 x 480	320 x 240

* Recording accessory available. See page 11.19

DIAGNOSTICS, INSPECTION & LOCATING





	SeeSnake Digital Adaptor 	SeeSnake LT1000/LT1000M Laptop Interface 
PAGE NUMBER	11.20	11.14
Recording Capability	Digital Video / Images	Digital/DVD
File Formats	MJPEG / JPEG	Multi-Format
Power Source	micro CA-300	18 V LI
Battery Runtime	1 hr	5 hrs
Integrated Line Trace	No	Yes
Internet Accessibility of Video and Photos	No	No

Recording, Interfacing, Archiving and Collaboration Selection






Would you like to upgrade an existing SeeSnake® monitor to digital recording? Or, transfer recordings to a laptop to burn DVDs, email images and video or store and share these files?

Common Video Inspection Configurations

STEP 1: PICK YOUR REEL

Standard SeeSnake Lines 2" (50 mm) - 12" (300 mm) / 325' (99 m) Length	Mini-SeeSnake Lines 1.5" (40 mm) - 8" (200 mm) / 200' (61 m) Length	microReel Lines 1.5" (40 mm) - 5" (125 mm) / 100' (30 m) Length	microDrain Lines 1" (30 mm) - 4" (100 mm) / 65' (20 m) Length
70592 Colour 200' (61 m) 13993 Colour Self-Leveling 200' (61 m) 14003 Colour Self-Leveling 325' (99 m)	83607 Colour 100' (30 m) 83617 Colour 200' (61 m) 24908 Colour Self-Leveling 100' (30 m)	35213 Sonde, Counter, SeeSnake Version 35218 Sonde, Counter, micro CA-300 Handheld Version	37513 Sonde, SeeSnake Monitor Version 37518 Sonde, micro CA-300 Handheld Version
			

STEP 2: PICK YOUR MONITOR


SeeSnake MINIPak 5.7" LCD w/Video Out 18 V Battery Power	micro CA-300 Handheld Digital Recording & Monitoring (microDrain & microReel only)	CS1000 12.1" LCD, Digital Video/Images	CS10 12.1" LCD, Digital Video/Images	LT1000 Laptop Interface Use Your Laptop to Monitor, Record & Report
32953 MINIPak with Battery & Charger	40613 with Battery & Charger	33063 CS1000 QWERTY with Battery & Charger	39343 CS10 with 2 Batteries & Charger	35988 LT1000 or 36668 LT1000M with Battery & Charger
				

DIAGNOSTICS, INSPECTION & LOCATING

RIDGID® SeeSnake® Video Inspection Systems

1½" to 8" (40 - 200 mm) Lines up to 200' (61 m)

2" to 12" (50 - 300 mm) Lines up to 325' (99 m)



Ball Guide



Spanner Wrench



RIDGID SeeSnake video inspection systems offer unmatched reliability and performance in a ruggedized package. Each system offers:

- 100% hardened stainless steel camera head spring assembly for optimum durability.
- Rugged, high-intensity lights for exceptional viewing and long life.
- Flexible transmitters make locating easy and are compatible with RIDGID locators.
- Can be used with any SeeSnake monitor or recorder.

Three Choices to Meet Your Needs

Mini-SeeSnake

- 1½" to 8" (40 - 200 mm) Lines up to 200' (61 m).
- Ideal for where portability and maneuverability are crucial: multi-story buildings, rooftops, confined areas, etc.
- Also available with a 35 mm Self-Leveling camera head.

SeeSnake

- 2" to 12" (50 - 300 mm) Lines up to 325' (99 m).
- Wide pipe diameter capacity range makes this system ideal for a wide range of inspection needs.

SeeSnake Self-Leveling Camera

- Same features and specifications as the SeeSnake.
- Includes an always upright, self-leveling camera design.
- Also available in combination with a Mini-SeeSnake reel.

Ordering Information

Catalog No.	Description	Weight	
		lb.	kg
230V			
70592	SeeSnake 200' (61 m) Colour Reel	43	19,5
70597	SeeSnake 325' (99 m) Colour Reel	53	24,0
13993	SeeSnake 200' (61 m) Self-Leveling Colour Reel	43	19,5
14003	SeeSnake 325' (99 m) Self-Leveling Colour Reel	53	24,0
83607	SeeSnake Mini 100' (30 m) Colour reel	19.8	9
83617	SeeSnake Mini 200' (61 m) Colour Reel	26.4	12
24908	SeeSnake Mini 100' (30 m) Self-Leveling Colour Reel	22.4	10,2

SeeSnake and Mini SeeSnake Reel Accessories

Description	Self-Level & Standard SeeSnake Accessories	Mini-SeeSnake Accessories
Colour Self-Leveling Camera Head – PAL (230V)	14033	–
Colour Camera Head – PAL (230V)	14128	14133
SeeSnake Flexible In-Line Transmitter	15323	15828
Colour Spanner Wrench	17563	17558
SeeSnake 3" (75 mm) Centering Star Guides, Pkg of 20	64497	67312
SeeSnake 6" (150 mm) Centering Star Guides, Pkg of 10	64502	–
100' (30 m) Mini SeeSnake Push Cable Assembly	–	67322
200' (61 m) SeeSnake Push Cable Assembly	64607	67327
325' (99 m) Standard SeeSnake Push Cable Assembly	64612	–
SeeSnake Interconnect Cord – 33/10' (10 m/3 m)	64627	67307
SeeSnake Guide Hoop, Pkg of 4	93387	–
SeeSnake 3" (75 mm) Roller Dolly	97832	–
SeeSnake Ball Guides Pkg of 10	97852	–
Colour Mini Ball Guides, Pkg of 6	–	97462
Mini Guide Hoop, Pkg of 4	–	93392
Count Plus Cable Counter	31753	31753

SeeSnake® Compact Video Inspection System

1½" to 6" (40 - 150 mm) Lines up to 100' (30 m)

Passes 90° bends in most 50 mm lines



Ball Guide



Spanner Wrench



Star Guide

The SeeSnake Compact system offers fast setup for quick inspections. Its ultra portability makes this system an excellent choice.

Standard Equipment

Power Source:

- Battery port for use with optional 18 V battery.
- AC/DC operation.

MINIPak Monitor System:

- High-resolution monitor.
- Push button controls for sonde, power, lights, flipscreen and zeroing the counter.
- Splash-resistant case with built in sunshade.
- Video Out jack.
- Integrated Line Tracing – Allows tracing the reel push cable with a RIDGID® locator (requires a RIDGID transmitter).

Camera System:

- Scratch-resistant, debris-shedding, flush-mounted sapphire lens.
- Integrated transmitter.
- Durable stainless steel camera head assembly and tapered spring assembly.

Reel:

- 100' (30 m) of push cable.
- Debris-capturing, rotating drum with mercury-free slip ring.
- Counter to display distance on monitor in feet and inches (decimeters and centimeters).

Ordering Information

Catalog No.	Description	Weight	
		lb.	kg
230V			
32948	Colour Compact System w/ Battery & Charger	20.9	9,5
32753	Colour Compact System	16.9	7,7
32683	Compact Reel Only	13	5,9

SeeSnake Compact Accessories

Catalog No.	Description	Weight	
		lb.	kg
14133	Colour Camera Head - PAL (230V)	0.2	0,1
15828	SeeSnake Flexible In-Line Transmitter	0.2	0,1
20193	100' (30 m) Colour Compact Push Cable	8.2	3,7
67307	SeeSnake Interconnect Cord 10' (3 m)	1.1	0,5
67312	Mini Center Star Guides, Pkg of 20	0.7	0,3
97462	Colour Mini Ball guides, Pkg of 6	0.4	0,2
93392	Mini Guide Hoop, Pkg of 4	0.2	0,1
17558	Colour Spanner Wrench	0.2	0,1
24703	Kickstand for SeeSnake Compact	0.2	0,1

Batteries and Chargers

Catalog No.	Description	Weight	
		lb.	kg
230V			
28218	18 V 2.2 Ah LI Battery	1.3	0,6
32073	18 V LI Battery Charger	2.4	1,1
32713	1 Battery and Charger Kit	3.7	1,7
32693	2 Battery and Charger Kit	5	2,3

DIAGNOSTICS, INSPECTION & LOCATING

SeeSnake® microDrain™ Video Inspection System

1 1/4" to 3 / 4" (32 - 75 / 100 mm)* lines up to 65' (20 m)

Passes multiple 90° bends in most 40 mm drain lines

* 3" (75 mm) when used with a microEXPLORER or micro CA-300. 4" (100 mm) when used with a SeeSnake monitor.

NEW



SeeSnake microDrain video inspection system provides small size and maneuverability for small diameter and tight-turn radius inspections.

- Lightweight and compact design is one-half the size of popular inspection systems, easily stowed in a truck and carried onto the jobsite.
- Multi-monitor compatibility with existing SeeSnake monitors, or the micro CA-300 digital inspection camera.
- Durable and reliable construction with hardened stainless steel camera head spring assembly for a long service life as well as long lasting high-intensity lights for exceptional viewing.

SeeSnake microDrain D30 & D65S System

Features

Ideal for inspections with tight turns such as toilet traps and P-traps.

Specifications

Camera Head.....	0.86" (22 mm).
Cable Length	30' (10 m), 65' (20 m).
Cable Diameter	0.33" (8,3 mm).
Line Capacity.....	1 1/4" to 3 / 4" (32 - 75/100 mm).
Weight.....	8.6 lbs. (3,9 kg), 9.8 lbs. (4,4 kg).
Length.....	13.25" (33,7 cm).
Width.....	6.6" (16,8 cm).
Height.....	14.2" (36,1 cm).
Resolution	628 x 586.
Ball Guide.....	2 Included.
Sonde	Standard with 20 m microDrain, 512 Hz.
Counter.....	Not Available.



Ordering Information

Catalog No.	Description	Weight	
		lb.	kg
30' (10 m) microDrain			
33133	microDrain D30 Reel (SeeSnake)	7.3	3.31
33138	microDrain D30 Reel (CA-300)	7.3	3.31
40783	microDrain D30/CA-300 System	8.6	3.91
65' (20 m) microDrain w/Sonde			
37513	microDrain D65S Reel (SeeSnake)	9.8	4.4
37518	microDrain D65S Reel (CA-300)	9.8	4.4
40793	microDrain D65S/CA-300 System	11.1	5.0
Accessories			
33108	microDrain Interconnect Cable for SeeSnake Monitors	0.65	0.31
33113	microDrain Interconnect Cable for CA-300	0.65	0.31
35118	microDrain D30 Drum Only	0.65	0.31
37528	microDrain D65S Drum Only	5.3	2.4

(SeeSnake) = the reel containing the pushcable and camera head with a connection cable for a SeeSnake monitor.

(CA-300) = the reel containing the pushcable and camera head with a connection cable for a CA-300 monitor.

SeeSnake® microReel™ Video Inspection System

1½" to 4 / 5" (40 - 100 / 125 mm)* lines up to 100' (30 m)

Passes 90° bends in most 50 mm lines

* 4" (100 mm) when used with a microEXPLORER or micro CA-300. 5" (125 mm) when used with a SeeSnake monitor.

NEW



SeeSnake microReel video inspection system provides small size and maneuverability for small diameter and tight-turn radius inspections.

- Lightweight and compact design is one-half the size of popular inspection systems, easily stowed in a truck and carried onto the jobsite.
- Multi-monitor compatibility with existing SeeSnake monitors, or the CA-300 digital inspection camera.
- Durable and reliable construction with hardened stainless steel camera head spring assembly for a long service life as well as long lasting high-intensity lights for exceptional viewing.

SeeSnake microReel L100 & L100C Systems

Features

Stiffer push cable than microDrain to enable line inspections up to 100' (30 m).

Specifications

- Camera Head.....0.98" (25 mm).
- Cable Length100' (30 m).
- Cable Diameter0.27" (6,7 mm).
- Line Capacity.....1½" to 4 / 5" (40 - 100 / 125 mm).
- Weight.....10.3 lbs. (4,7 kg).
- Length.....13.25" (33,7 cm).
- Width.....6.6" (16,8 cm).
- Height.....14.2" (36,1 cm).
- Resolution510 x 496.
- Ball Guide.....2 Included.
- Sonde512 Hz.
- Counter.....Optional.

Ordering Information

Catalog No.	Description	Weight	
		lb.	kg
100' (30 m) microReel L100 w/Sonde			
35138	microReel L100 reel (SeeSnake)	10.3	4,7
35148	microReel L100 reel (CA-300)	10.3	4,7
40803	microReel L100 reel / CA-300 System	11.6	5,3
100' (30 m) microReel L100C w/Sonde and Counter			
35213	microReel L100C reel (SeeSnake)	10.3	4,7
35218	microReel L100C reel (CA-300)*	10.3	4,7
40813	microReel L100C reel / CA-300 System*	11.6	5,3
Accessories			
33108	microReel Interconnect Cable for SeeSnake Monitor	0.65	0,31
33113	microReel Interconnect Cable for CA-300 Monitor	0.65	0,31
35228	microReel L100 Drum Only	5.5	2,5
35248	microReel L100C Drum Only	5.5	2,5

(SeeSnake) = the reel containing the pushcable and camera head with a connection cable for a SeeSnake monitor.

(CA-300) = the reel containing the pushcable and camera head with a connection cable for a CA-300 monitor.

*L100C with micro CA-300 may not have sufficient lighting for 4" cast iron and ABS.

DIAGNOSTICS, INSPECTION & LOCATING

SeeSnake® nanoReel Industrial Inspection Camera System

3/4" to 2" (20 to 50 mm) Capacity up to 85' (25 m)
 Passes 90° bends in most 30 mm lines

NEW



The SeeSnake nanoReel opens up new possibilities in long run small diameter inspection needs. Applications where only bore scopes could reach can now be inspected using the nanoReel. Boiler tubes, supply lines, sprinkler systems, and a wide array of specialty applications can all be inspected using the new nanoReel.

- Small diameter and tight turn radius camera allows lines up to 85' (25 m) to be inspected with tight turns in 1" (25 mm) lines. Can pass 90° bends from 30 mm onwards in many piping systems.
- Lightweight and compact unit allows for easy transport and efficient storage.
- Interchangeable drums let you change out the inner drum depending on the application. Choose from:
 - L100/L100C – 1½" to 5" (40 - 125 mm) lines with a stiffer push cable allowing you to inspect lines up to 100' (30 m).
 - D30 and D65S – Small diameter with tight turns, 1½" to 4" (40 - 100 mm) P-Traps, toilet traps, pool lines up to 65' (20 m).
 - N85S – Ultra small diameter lines ¾" to 2" (20 - 50 mm) with tight turns for specialized applications.



Specifications

Camera Head.....	0.62" (15,5 mm).
Cable Length	85' (25 m).
Cable Diameter	0.25" (6,3 mm).
Line Capacity.....	¾ to 2" (20 - 50 mm).
Weight.....	9.5 lbs. (4,1 kg).
Length.....	13.25" (33,7 cm).
Width.....	6.6" (16,8 cm).
Height.....	17.5" (44,5 cm).
Resolution	510 x 496.
Ball Guide.....	2 Included.
Sonde	512 Hz.
Counter.....	NA.

Ordering Information

Catalog No.	Description	Weight	
		lb.	kg
40013	nanoReel N85S Reel (SeeSnake)	9.5	4,1
40003	nanoReel N85S Reel (micro CA-300)	9.5	4,1
40823	nanoReel with CA-300 system	10.8	4,7

(SeeSnake) = the reel containing the pushcable and camera head with a connection cable for a SeeSnake monitor.

(CA-300) = the reel containing the pushcable and camera head with a connection cable for a CA-300 monitor.



MINPak Monitor



Features

- Lithium-Ion Battery Power – Enables 5-hours continuous operation before recharging.
- Push Button Interface – Provides easy operation of LED lights, transmitter, screen settings and system on/off functions.
- Integrated Line Tracing – Allows tracing the reel push cable with a RIDGID® locator (requires a RIDGID transmitter).

Specifications

Display..... 5.7" Colour LCD.
 Resolution 320 x 240.
 Power Source RIDGID 18 V Li-Ion Battery or AC Plug.
 Length..... 14" (35,6 cm).
 Width..... 7.6" (19,3 cm).
 Height..... 10" (25,4 cm).
 Output..... Composite Video Out.
 Lighting..... 10 Level Adjustable LED Control.
 Recording Optional recording accessories available.

Ordering Information

Catalog No.	Description	Weight	
		lb.	kg
32688	MINIPak Monitor Only	3.9	1.8
32953	MINIPak Monitor w/Battery and Charger	7.9	3.6

CS10 Digital Recording Monitor

NEW



The CS10 Monitor combines RIDGID® durability with the easiest to use digital recording monitor in the industry. One touch recording allows you to record snapshots and video directly to a USB stick then hand it directly to your customer.

- **USB Stick** recording lets you record digitally into a format that your customer can read on their computer.
- **12.1" Daylight Readable Display** allows you to easily monitor and record inspections in bright outdoor environments.
- **Integrated Line Tracing** Allows tracing the reel push cable with a RIDGID locator (requires a RIDGID transmitter).
- **Multi Mode Recording** lets you take snapshots, record full frame video, and record in a lean video format called Auto-log (small files).
- **Software Integrations** with SeeSnake HQ™ allow you to deliver your inspections in a wide array of formats from online to DVD.

Specifications

Weight13 lbs. (5,9 kg).
 Length14.3" (36,3 cm).
 Width11.9" (30,2 cm).
 Height12.4" (31,5 cm).
 Display12.1" Daylight Readable LCD.
 Resolution640 x 480.
 Power Source1 or 2 RIDGID 18 V Batteries or AC Plug.
 AudioIntegrated Microphone and Speaker.
 VideoAVI 20FPS - 720 x 480.
 ImageJPG - 720 x 480.
 TransferUSB stick.
 SoftwareIncludes SeeSnake HQ Software.

Ordering Information

Catalog No.	Description	Weight	
		lb.	kg
39333	CS-10 Digital Recording Monitor	13	5,9
39343	CS-10 Monitor w/2 Batteries and Charger	15.8	7,17

CS1000 Digital Recording Monitor

NEW



The CS1000 camera control unit is a purpose-built monitor that allows you to digitally record and report on your inspections in the field. With the CS1000, you have the flexibility you need to take full advantage of digital recording technology.

Features

Read Writer gives you the ability to generate and deliver a full report on-site with integrated inspection footage and descriptions.

12.1" Daylight Readable Display allows you to easily monitor inspections in bright outdoor environments.

Integrated Line Tracing allows tracing the reel push cable with a RIDGID® locator (requires a RIDGID transmitter).

Three Modes of Recording let you take digital stills, full frame video and a compressed video format called Auto-log (for smaller video files).

Integrated Keyboard for taking notes and storing information about the inspection and customer. The keyboard is available in QWERTY or AZERTY format.

SeeSnake HQ™ Software (included) allows you to deliver your reports in a wide variety of ways from online video to DVD.

- Report on and deliver inspection results with this powerful software package.
- Simply import your inspections from your CS1000 into SeeSnake HQ via USB stick.
- Edit video and images.
- Burn digital images to DVD.
- Develop detailed job reports.
- Publish, edit and share your reports.

Specifications

Weight.....14.75 lbs. (6,7 kg).
 Length14.3" (36,3 cm).
 Width.....11.9" (30,2 cm).
 Height12.4" (31,5 cm).
 Display12.1" Daylight Readable LCD.
 Resolution640 x 480.
 Power Source1 or 2 RIDGID 18 V Batteries or AC Plug.
 AudioIntegrated Microphone and Speakers.
 VideoAVI 20FPS - 720 x 480.
 Image.....JPG - 720 x 480.
 TransferUSB stick.

Ordering Information

Catalog No.	Description	Weight	
		lb.	kg
33058	CS1000 QWERTY digital Recording Monitor	14.75	6,7
33063	CS1000 QWERTY Monitor with 2 Batteries and 1 Charger	20.75	9,4
34873	CS1000 AZERTY Digital Recording Monitor	14.75	6,7
34918	CS1000 AZERTY Monitor with 2 Batteries and 1 Charger	20.75	9,4

DIAGNOSTICS, INSPECTION & LOCATING

SeeSnake® Digital Laptop Interface

SeeSnake LT1000 Laptop Interface

NEW



Features

The SeeSnake LT1000 Laptop Interface allows you to leverage the power and flexibility of a laptop computer with your SeeSnake Mini or Standard drain inspection cameras and reels. It lets you use a laptop computer as a camera control unit to add powerful monitoring, recording, storage and communications capabilities.

Ultimate Flexibility in recording, monitoring, and reporting. Unlock the power of your laptop to monitor, record, and communicate.

Clean Keys Control Pad allows you to keep gloved hands off the laptop keyboard while controlling camera operation and recording during an inspection.

Battery Powered Freedom lets you perform inspections regardless of availability of AC power.

Laptop Stabilization System allows you to secure and stabilize your laptop and reel to protect it in the field (full LT1000 only).

Specifications

Power 18 V LI Battery or AC Plug.
 Outputs USB Video Stream, RCA Video and Audio.
 Controls Sonde, Lights, Recording, Image Rotation, etc.

LT1000

The full LT1000 System mounts directly onto your SeeSnake Mini or Standard reel giving you a stacked and stable platform with a single cord interface.

Compatibility All SeeSnake Mini and Standard Reels.
 Includes SeeSnake HQ™ Monitoring/Recording Software, Reel Mounting Kit, 6' (1,8 m) USB Cable, 4 Reel Outriggers (for stability), AC Power Cable.

LT1000M

The LT1000M is a detached interface that allows you to interface with any SeeSnake reel.

Compatibility All SeeSnake Reels.
 Includes SeeSnake HQ Monitoring/Recording Software, 3' (90 cm) USB Cable, Micro Frame, AC Power Cable.



LT1000



LT1000M

Ordering Information

Catalog No.	Description	Weight	
		lb.	kg
35978	LT1000 Laptop Interface System	6	2,7
35988	LT1000 w/Battery and Charger Kit	7.35	3,3
36658	LT1000M Laptop Interface System	4.7	2,1
36668	LT1000M w/Battery and Charger Kit	6.05	2,7



SeeSnake HQ™ Digital Inspection Software



SeeSnake HQ is powerful installed software for monitoring, recording and managing digital inspection data in the field. Record and document your findings, burn DVDs and export to a USB stick.

Monitor and Record

- Use your laptop as a large screen monitoring display.
- Record videos and image directly to your hard drive.
- Record your observations and control your inspection camera using the power of a laptop.

Report

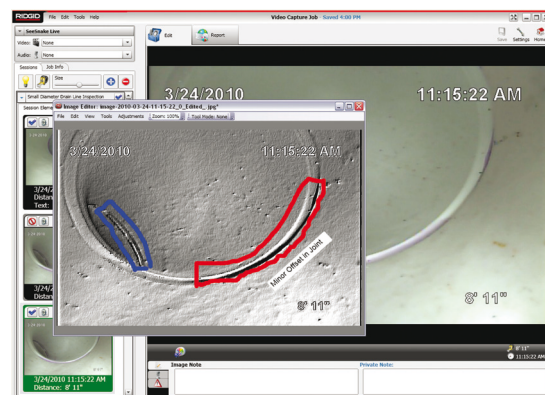
- Document your observations and create a report of your findings.
- Store details about the job including contact information, observations, recommendations and notes.
- Customize the appearance of your reports to fit your company.

Delivery

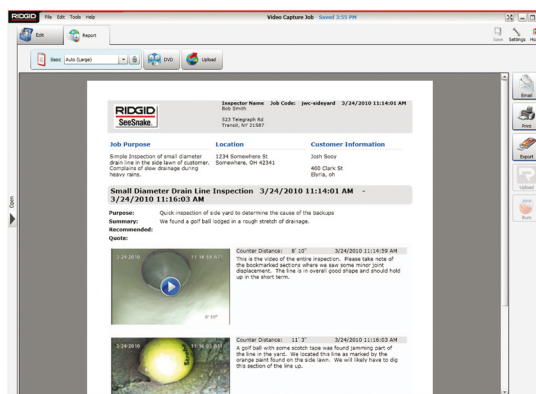
- Burn DVDs for your customers or hand them a USB stick.



Monitor And Record Your Inspections.



Enhance And Edit Captured Footage.



Generate Detailed Reports In The Field.

DIAGNOSTICS, INSPECTION & LOCATING

Hand-Held Inspection Cameras



Your world is filled with spaces and components that are just out of reach or eyesight. In many cases it takes more time to locate problems than it does to actually fix them. The RIDGID® line of hand-held visual inspection cameras eliminates the guess work and reduces the amount of time required to detect and diagnose the unreachable. Whether it's a cracked heat exchanger, a blown hydraulic line, a tricky installation, or a quality assurance parts inspection, RIDGID offers a visual inspection camera to suit your needs.

All RIDGID hand held inspection cameras come equipped with a camera and light source attached to the end of a flexible 3' (90 cm) cable. This cable can be bent and twisted into the most inaccessible areas. The camera sends live images back to a high visibility digital LCD display allowing for detailed visual inspections in hard to reach spaces.

Comparison Chart	micro CA-25	micro CA-100	micro CA-300
Screen Size	2.4"	3.5"	3.5"
Camera Diameter	0.7" (17 mm)	0.7" (17 mm)	0.7" (17 mm)
Lighting	4 LEDs	4 LEDs	4 LEDs
Cable Length	3' (90 cm) – fixed	3' (90 cm) up to 30' (9 m)	3' (90 cm) up to 30' (9 m)
Waterproof	Camera & Cable	Camera & Cable	Camera & Cable
Power Source	4AA	4AA	3.7 V Li-Ion & AC Adapter 5 V, 1.5 Amp
Charger	No	No	Yes
SD Card Port	No	No	Yes, 4 GB SD incl.
Internal Memory	No	No	Yes, 235 MB
Image / Video / Audio Recording	No	No	Yes
USB Port	No	No	Yes
Video Out	Yes	Yes	Yes
Zoom	No	No	Yes
Image Rotation	Yes, 2 x 180°	Yes, 4 x 90°	Yes, 4 x 90°
Case	Hard Shell Plastic	Hard Shell Plastic	Hard Shell Plastic
Hook, Magnet & Mirror	Yes	Yes	Yes

micro CA-25 Inspection Camera



The new RIDGID® micro CA-25 is a compact handheld inspection camera with a fixed 17 mm imager head for basic and short-range inspection jobs.

The micro CA-25 features a 17 mm aluminium imager head with 4 ultra-bright LED lights, bringing superior image quality to its 2.4" Colour LCD Screen. It also features Video Out for transferring live images to external devices and 180° Digital Image Rotation for getting upright images. Included with the micro CA-25 in a hard shell plastic case are a hook, magnet, mirror and RCA cable.

Specifications

- Display.....2.4" Colour LCD (480 x 234 resolution).
- Camera Head.....Aluminum Construction 17 mm diameter.
- Lighting.....4 Adjustable LEDs.
- Cable Reach.....3' (90 cm) fixed.
- Image Rotation.....2 x 180°.
- Video Output.....3' (90 cm) RCA Cable (included).
- Waterproof.....Camera & Cable to 3' (90 cm).
- Power Source.....4 AA Batteries.
- Attachments.....Mirror, Hook & Magnet.
- Weight.....1.5 lbs. (0,68 kg).

Ordering Information

Catalog No.	Description	Weight	
		lb.	kg
40043	micro CA-25 Inspection Camera	1.5	0,68



DIAGNOSTICS, INSPECTION & LOCATING

micro CA-100 Inspection Camera

NEW



The new RIDGID® micro CA-100 Inspection Camera, the next evolution of the SeeSnake® micro Inspection Camera, allows you to perform more detailed visual inspections in even harder-to-reach areas. Its comfortable pistol-grip design, one-hand controls, and large screen make it easy to see into the tightest spots. The micro CA-100 comes standard with a rugged 0.7", (17 mm) anodized aluminum camera head with four super bright LEDs to see into the darkest areas. Easily rotate the active image counter-clockwise to see in any situation. With an available 6 mm camera accessory, the micro CA-100 Inspection Camera allows you to service and identify problems in more places. The RIDGID micro CA-100 Inspection Camera provides solutions whenever and wherever you need them.

Specifications

- Display 3.5" Colour LCD (320 x 240 resolution).
- Camera Head Aluminum Construction 17 mm diameter.
- Lighting 4 Adjustable LEDs.
- Cable Reach 3' (90 cm) expandable to 30' (9 m) w/optional extensions.
- Image Rotation 4 x 90°.
- Video Output 3' (90 cm) RCA Cable (included).
- Waterproof Camera & Cable to 10' (3 m) when properly assembled.
- Power Source 4 AA Batteries.
- Attachments Mirror, Hook & Magnet.
- Weight 1.7 lbs. (0,76 kg).

Catalog No.	Description	Weight	
		lb.	kg
36738	micro CA-100 Inspection Camera	1.7	0,76
37103	17 mm Replacement Imager	0.7	0,3
37098	6 mm Imager with 1 m Cable	0.24	0,1
37093	6 mm Imager with 4 m Cable	0.9	0,4
31128	Universal 3' (90 cm) Cable Extension	0.75	0,3
37113	Universal 6' (180 cm) Cable Extension	1.5	0,68



micro CA-300 Inspection Camera

NEW



Documentation made easy with the new RIDGID® micro CA-300 Inspection Camera, the next evolution of the microEXPLORER®. Easily record still images and videos of problems in hard-to-reach areas and save these on the internal memory (235 mb) or the included 4 GB SD-card. Comfortable pistol-grip design, large screen and rugged anodized aluminum camera head with four bright LEDs make it easy to detect and diagnose the unreachable. Get the perfect view with enhanced features like image rotation and digital zoom. Besides the replaceable 3.7 V Li-Ion battery, the micro CA-300 can also be powered with the included AC Adapter which is ideal for time consuming (drain) inspection jobs or when you simply run out of battery.

Specifications

- Display.....3.5" Colour LCD (320 x 240 resolution).
- Camera Head.....Aluminum Construction 17 mm diameter.
- Lighting.....4 Adjustable LEDs.
- Cable Reach.....3' (90 cm) expandable to 30' (9 m) w/optional extensions.
- Video Output.....3' (90 cm) RCA Cable (included).
- Waterproof.....Camera & Cable to 10' (3 m) when properly assembled.
- Power Source.....3.7 V Li-Ion Battery / 5 V AC Adapter.
- Image/Video.....JPEG / AVI (640 x 480 resolution).
- Image Rotation.....4 x 90°.
- Digital Zoom:.....Yes.
- Internal Memory.....Yes, 235 mb.
- SD-card.....Up to 32 GB (4 GB card included).
- Audio Recorder.....Yes, integrated.
- Speaker.....Yes, integrated.
- Headset.....Yes, included.
- Attachments.....Mirror, Hook & Magnet.
- Weight.....1.7 lbs. (0,76 kg).

Now available for the micro CA-300 and micro CA-100: flexible 6 mm imager head with 1 meter or 4 meter cable (see page 11.20).

Catalog No.	Description	Weight	
		lb.	kg
40613	micro CA-300 Inspection Camera	5.5	2,5
37103	17 mm Replacement Imager	0.7	0,3
37098	6 mm Imager with 1 m Cable	0.24	0,1
37093	6 mm Imager with 4 m Cable	0.9	0,4
31128	Universal 3' (90 cm) Cable Extension	0.75	0,3
37113	Universal 6' (180 cm) Cable Extension	1.5	0,68
37083	micro CA-300 3.7 Li-Ion battery	0.24	0,1
37088	micro CA-300 230 V Charger	0.24	0,1
37123	micro CA-300 hook/magnet/mirror	0.24	0,1
40453	micro CA-300 Power Adapter	0.24	0,1



DIAGNOSTICS, INSPECTION & LOCATING

SeeSnake® Digital Adaptor

The fastest, easiest way to go digital.

With the RIDGID® microEXPLORER or micro CA-300 Digital Inspection Camera and the SeeSnake digital adaptor, you'll immediately add digital image and video recording capabilities and a secondary playback screen to your existing drain inspection monitor.

Features

- Digital recording made easy. Simply connect the SeeSnake digital adaptor into a microEXPLORER or micro CA-300 Digital inspection camera and a SeeSnake monitor and start recording.
- Broad compatibility. Use the adaptor with any SeeSnake monitor with a video-out jack.
- Quick and easy operation. With just a push of the button you can take digital still images and video.

Specifications

Video¹AVI (320 x 240).

Images¹JPEG (1280 x 1024).

Audio²Yes.

ConnectionMale RCA.

Length.....6' (1,8 m).

¹ Requires a microEXPLORER or CA-300 camera.

² Requires Audio Memo Accessory for microEXPLORER camera.

Catalog No.	Description	Weight	
		lb.	kg
34953	SeeSnake Digital Adaptor	0.6	0,27



6 mm Diameter Imager Head Accessory

- Nearly one-third the size of the standard camera head.
- Enables detailed inspections in very confined spaces.
- 4 LED lights provide clear images.
- Fully flexible cables for easy navigation.
- Sleek aluminum construction withstands demanding applications.
- Compatible with: RIDGID® micro CA-100, micro CA-300, microEXPLORER and SeeSnake micro.

Catalog No.	Description	Weight	
		lb.	kg
37098	6 mm Imager with 1 m Cable	0.24	0,1
37093	6 mm Imager with 4 m Cable	0.9	0,4



Optional Accessory
6 mm diameter imager head

micro IR-100 Non-Contact Infrared Thermometer

NEW



The RIDGID® micro IR-100 Non-Contact Infrared Thermometer provides simple, quick and accurate surface temperature readings at the push of a button. You simply squeeze the trigger and point the ultra-sharp dual Class II lasers at the surface being measured. The micro IR-100 provides an immediate temperature measurement on a clear, easy-to-read backlit LCD display. In addition to numerous other uses, this rugged and compact instrument enables professional tradesman to diagnose heating and ventilation problems, perform preventative monitoring of electrical motors and systems, troubleshoot steam traps and quickly check fuses or circuit breakers for overheating – all without contact.

- Ultra Sharp Dual Class II Lasers easily illuminate the surface area being measured.
- Ergonomic Pistol Style Grip with rugged over molding allows you to keep a solid grip in the harshest of industrial environments.
- 20:1 Distance To Spot Ratio allows you to take more accurate measurements from long distances.
- Visual and audible alarms quickly alert you to temperatures outside of the ranges that you set.
- Bright Backlit Display which can be toggled on in poorly lit areas.
- Tripod Mount Capable for repeatable, precise temperature measurements.

Specifications

- Temperature Range-59° to 1472°F (-50° to 800°C).
- Measurement Accuracy-58°F ~68°F (-50°C ~20°C);
±4.5°F (2.5°C);
68°F ~1472°F (20°C ~800°C);
±1.0% or ±1.8°F (1.0°C).
- Response Time<150 ms.
- Temperature DisplayCurrent temperature, max temperature.
- Measurement Units.....Fahrenheit, Celsius.
- Power SourceBattery (1 x 9V).

Ordering Information

Catalog No.	Model No.	Description	Weight		Std. Pack
			lb.	kg	
36153	micro IR-100	Non-Contact Infrared Thermometer	0.5	0,2	1



Diagnose temperature of wear parts for preventive plant maintenance



Measure efficiency of heat dissipation to reveal and locate thermal losses in flow systems



Check fuse or circuit breaker overheating, which could be caused by overloaded circuits

DIAGNOSTICS, INSPECTION & LOCATING

micro CD-100 Combustible Gas Detector

NEW



The RIDGID® micro CD-100 Combustible Gas Detector provides simple and quick readings to identify the presence of combustible gases. It is designed to detect Methane, Propane, Butane, Ethanol, Ammonia, Hydrogen and many other combustible gases. With adjustable sensitivity, even low-levels of gases can be detected in seconds.

The RIDGID micro CD-100 Gas Detector ensures proper gas line installations, checks for maintenance and repair needs, and quickly pinpoints combustible gas leaks.

- Rugged Ergonomic Design makes it comfortable to use, yet tough.
- Tri-Mode Detection™ gives the operator the flexibility to be alerted with a visual, audible or vibration alert which can be adjusted for your environment.
- Adjustable Sensitivity Settings provide precise leak locating with the touch of a button.
- 16" (40 cm) Flexible Probe allows location and detection of leak in hard-to-reach and confined spaces.
- Field Replaceable Sensor means more up-time and less time waiting for repairs.

Specifications

- Detection Range.....0 to 6400 ppm (Methane).
- Alarm Sensitivity.....40 ppm (Methane).
- Calibration.....Automatic.
- Alarms.....Visual, Audible, Vibration.
- Power Source.....Batteries (4 x AA).

Ordering Information

Catalog No.	Model No.	Description	Weight		Std. Pack
			lb.	kg	
36163	micro CD-100	Combustible Gas Detector	1.0	0,45	1
31948	CD-100 RS	Replacement Sensor	-	-	1



Utility installation and service workers will find this tool invaluable



Perfect tool for contractors in plumbing and HVAC



Use the micro CD-100 to detect gasses in plant and building maintenance applications

Gasses Detected	Common Mixtures That Would Include Or Emit More Than One Of These Gasses
Methane	Natural Gas* Paint Thinners Industrial Solvents Dry Cleaning Fluids Gasoline *Natural gas typically consists of a high percentage of methane and smaller percentages of propane and other gasses.
Hydrogen	
Carbon Monoxide	
Propane	
Ethylene	
Ethane	
Hexane	
Iso-Butane	
Benzene	
Iso-Butane	
Ethanol	
Acetaldehyde	
Toluene	
P-Xylene	
Ammonia	
Hydrogen Sulfide	

micro LM-100 Laser Distance Meter

NEW



The RIDGID® micro LM-100 Laser Distance Meter provides simple, quick and accurate distance readings at the push of a button. Simply push the measurement button to turn on the ultra-sharp Class II lasers, point the device at the spot to be measured, and push the measurement button. The distance reading will appear on the easy-to-read LCD display. This rugged, compact, portable instrument enables professional tradesman to quickly determine run distances for bidding, distance of piping run, measuring trouble spots down the line, and quickly determine spacing for code compliance.

- Ultra Sharp Class II Lasers clearly highlight the point being measured.
- Exceptional Distance Range allows accurate measurements up to 164 feet (50 m).
- Adjustable Units enable you to quickly read in feet, inches or meters on the fly.
- Bright Backlit Display for use in poorly lit areas.
- Quick and Accurate calculations on the spot.
- Displays up to the last three measurements, stores the last 20 measurements.
- Rugged Over Molding allows you to keep a solid grip in the harshest of industrial environments.

Specifications

- Measurement Accuracy±1/16 inch, (1,5 mm).
- Range.....164 feet (50 m).
- Measurement Units.....Inches, feet, meters.
- Measurement CalculationsArea, Volume, and Indirect measurement calculations.
- Power SourceBatteries (2 x AAA).
- IP RatingIP 54.

Ordering Information





Catalog No.	Model No.	Description	Weight		Std. Pack
			lb.	kg	
36158	micro LM-100	Laser Distance Meter	0.5	0,2	1



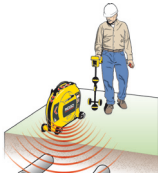



DIAGNOSTICS, INSPECTION & LOCATING

Locating Equipment

RIDGID® Receivers – RIDGID locating receivers feature an easy to use visual mapping display that allows you to locate utility lines and sondes/ beacons with confidence. Use with a SeeSnake camera equipped with a sonde transmitter to locate the camera head during an inspection or use with a line transmitter to find buried utilities. These locators can also find flushable float sondes and remote transmitters attached to a push rod or drain cable.

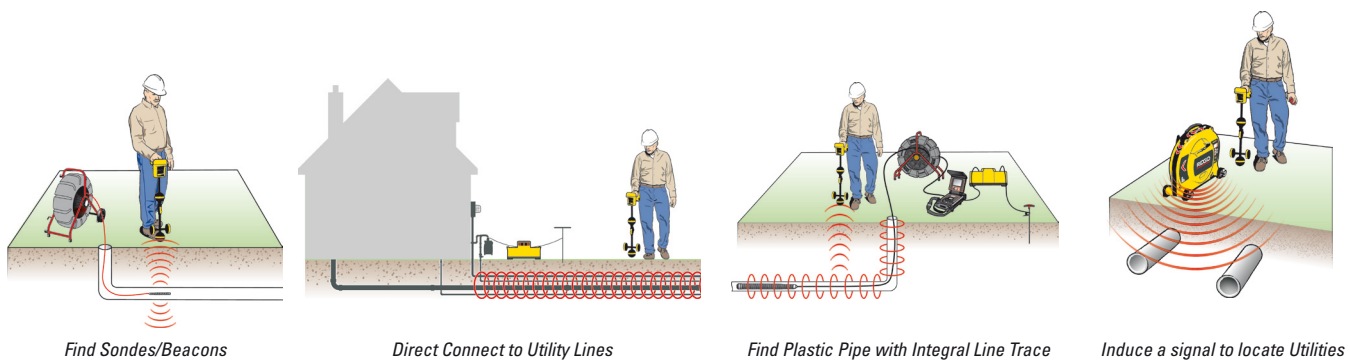
	SeekTech SR-60	SeekTech SR-20	NaviTrack Scout®
	 30123	 21943	 19243
PAGE NUMBER	11.27	11.26	11.30
Omni-Directional Mapping Display	Yes	Yes	Yes
User Defined Frequencies	Yes up to 93 kHz	Yes up to 35 kHz	No
Number of Active Line Trace Frequencies	All up to 93 kHz	All up to 35 kHz	3
Sonde Frequencies	All up to 93 kHz	All up to 35 kHz	4
Passive Search	Omni-Seek (searches all passive bands at once)	Omni-Seek (searches all passive bands at once)	50/60 Hz
Depth	Continuous	Continuous	Push Button
Weight w/batteries	5.1 lb. (2,3 kg)	3.5 lb. (1,6 kg)	3 lb. (1,4 kg)

RIDGID® Transmitters – Accurately trace buried utilities by applying a signal with a RIDGID Line Transmitter. All transmitters have multiple frequency options and are capable of applying a signal by direct connection and induction. Powerful 5 W and 10 W transmitters apply a strong signal making for easier locates.

	SeekTech ST-330	SeekTech ST-510	SeekTech ST-305
	 26563	 21953	 21948
PAGE NUMBER	11.28	11.29	11.29
Max Power Output	+5 W**	10 W	5 W
Digital Display	Yes	Yes	No
Line Trace Frequencies	All up to 93 kHz	5*	4
Inductive Frequencies	2	5*	3
Simultaneous Transmit 2 Line Frequencies	No	No	Yes
Weight w/batteries	11.1 lb. (5,0 kg)	9 lb.(4,1 kg)	2.5 lb. (1,2 kg)

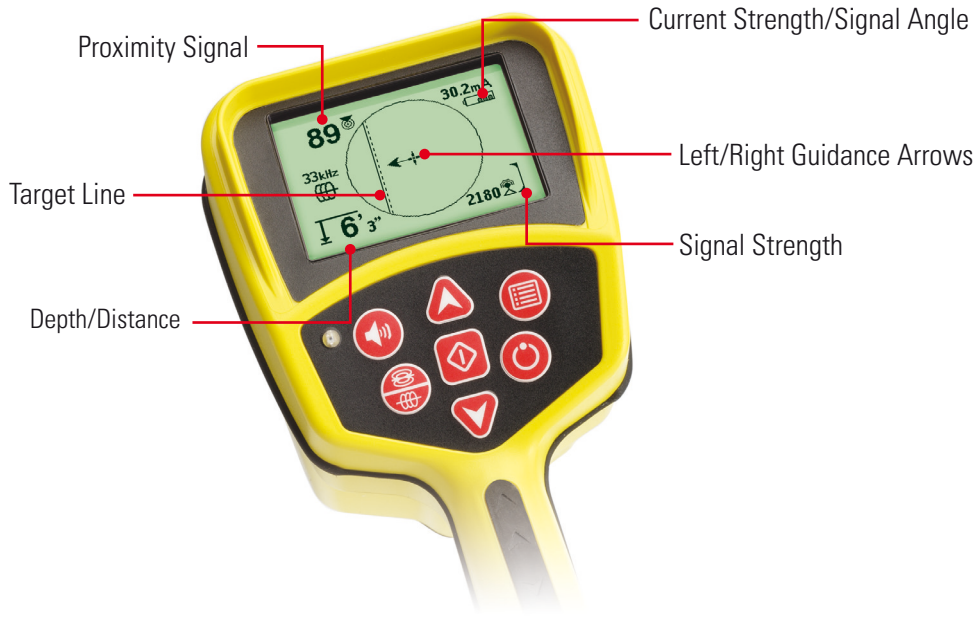
* The ST-510 Transmitter can also be set to frequencies used by other manufacturers' equipment.

** When external power source is connected to the ST-330, or rechargeable batteries are used up to 10 Watts nominal output power can be generated in direct connect mode.



SeekTech® Utility Line Locators

The large displays on SeekTech receivers give you the information you need when you need to locate with speed, accuracy and confidence.



Performance

The mapping display confirms a good locate signal and identifies distortion in congested areas using:

- Target-Line – Guides the operator down the line and shows changes in direction.
- Left-Right Guidance Arrows – Points the operator to the target utility.
- Proximity Signal and Signal Strength – Helps the operator center the locator closer to the target for more confident locates.

Other Features

- Continual Depth – Increases productivity by showing depth changes in real-time.
- Omni-Seek® – Increases accuracy and efficiency when searching in passive mode. Continuously searches passive power and radio bands to locate and avoid unknown metallic lines.
- User-Defined frequencies – RIDGID SeekTech receivers can be configured with up to 30 user-defined frequencies.
 - SeekTech SR-60 locator can be set to any frequency between 10 Hz and 93.000 Hz making it a universal receiver.
 - SeekTech SR-20 locator can be set to any frequency between 10 Hz and 35.000 Hz.

Comparison of Features

	SR-20 Locator	SR-60 Locator	Conventional
Omni-Directional Mapping Display	Yes	Yes	No
User Defined Frequencies (Competitor Frequencies)	Yes - up to 35kHz	Yes - Up to 93kHz	Limited or No
Omni-Seek® (Simultaneous Multiple Line Trace)	Yes - All Passive Bands at Once	Yes - All Passive Bands at Once	No
Depth	Continual	Continual	Push Button or Triangulation
Current Measurement	Continual	Continual	Push Button & Average
Distortion Indication On One Screen	Yes	Yes	No
Simultrace™ (Simultaneous Sonde & Line Trace)	No	Yes	No
Stereo Guidance (Using Headphones)	No	Yes	No

SeekTech® SR-20 Locator

For a lightweight yet rugged receiver that provides all the information needed for faster, more accurate locates.

Easy to Use

- Target line and guidance arrows quickly identify distortion.
- Proximity signal and signal strength help work through difficult locates.
- Can trace any frequency from 10 Hz to 35,000 Hz.

SR-20 Locator Specifications

Active Line Trace Frequencies*128 Hz, 1 kHz, 8 kHz, 33 kHz.
 Passive Power Trace50 Hz, 60 Hz, <4 kHz Broadband.
 Passive Radio Trace4 kHz - 15 kHz, 15 kHz - 36 kHz.
 Sonde Frequencies.....16 Hz, 512 Hz, 640 Hz, 850 Hz,
 8 kHz, 16 kHz, 33 kHz.
 Power Source4 C-Cell Batteries.
 Battery Life.....Approximately 16 Hours.
 Weight.....3.5 lbs. (1,6 kg).
 Meets FCC Class A and EN 55022 Class A requirements.

* 30 user definable frequencies can be set from 10 Hz to 35,000 Hz.

Standard Equipment

- Hard plastic carrying case.
- Surface markers and clip.
- Instructional DVD.
- Operator's manual.
- 4 C-Cell Batteries (alkaline).

Ordering Information

Catalog No.	Description	Weight	
		lb.	kg
21943	SeekTech SR-20 Line Locator	3.5	1,6
22173	SR-20 Case	5	2,2





SeekTech® SR-60 Locator

For the fastest, easiest, most versatile receiver available.

Versatility

- Can trace any frequency from 10 Hz to 93.000 Hz.
- Can trace energized lines and sondes (active beacons) simultaneously.
- Has all the ease of use and accuracy of the SR-20 locator but with ALL locatable frequencies.

Choose the SR-60 locator for fast confident locates even under tough locate conditions (poor conductors, poor soil conditions, poor grounding, etc.).

SR-60 Locator Specifications

Active Line Trace Frequencies**128 Hz, 1 kHz, 8 kHz, 33 kHz,
51 kHz, 93 kHz.
Passive Power Trace50 Hz, 60 Hz, <4 kHz Broadband.
Passive Radio Trace4 kHz - 15 kHz, 15 kHz - 36 kHz.
Sonde Frequencies**16 Hz, 512 Hz, 640 Hz, 850 Hz,
8 kHz, 16 kHz, 33 kHz.
Power Source4 C-Cell Batteries.
Battery LifeApproximately 16 Hours.
Weight5.1 lbs. (2,3 kg).
Meets FCC Class A and EN 55022 Class A requirements.

** 30 user definable frequencies can be set from 10 Hz to 93.000 Hz.

Standard Equipment

- Hard plastic carrying case.
- Surface markers and clip.
- Instructional DVD.
- Operator's manual.
- 4 C-Cell Batteries (alkaline).

Ordering Information

Catalog No.	Description	Weight	
		lb.	kg
30123	SeekTech SR-60 Line Locator	5.1	2,3
29798	SR-60 Case	5	2,2



DIAGNOSTICS, INSPECTION & LOCATING




SeekTech® Utility Transmitters

RIDGID® offers a range of transmitters for tracing underground metallic pipes and cables.

All RIDGID transmitters generate a signal onto the buried cable in one of three ways:

- Direct connection using connection cords.
- Induction with the optional inductive signal clamp.
- Induction from the transmitter.

Comparison of Features

	ST-33Q	ST-510	ST-305
			
Direct Connect Frequencies	All	5	4
Inductive Frequencies	2	3	3
Competitors' Frequencies	User Defined Frequencies	Factory Set	No
Simultaneous Transmit 2 Line Frequencies	No	No	Yes
Automatic Impedance Matching	Yes	Yes	Yes
Digital Output Level Display	Yes	Yes	No
Max Power Output	+5W*	10W	5W
Variable Power Setting	Low, Medium, High	Fully Adjustable	Low, Medium, High
Power Source	6 D-Cell Batteries	8 D-Cell Batteries	6 C-Cell Batteries
Battery Check	Continuous	Continuous	At Start-up
Weight (without batteries)	11.1 lb. / 5,0 kg	9 lb. / 4,1 kg	2.5 lb. / 1,9 kg
FCC & EN 55022 Requirement	Class A	Class B	Class A

*When external power source is connected to the ST-33Q, or rechargeable batteries are used up to 10 Watts nominal output power can be generated in direct connect mode.



SeekTech ST-33Q Line Transmitter

- The ideal transmitter for inducing current onto a target line.
- Increase efficiency and trace further by inducing over eight times more current onto a target line.
- The most versatile transmitter available with any direct connect frequency between 10 Hz and 93 kHz.
- Audio feedback confirms a good circuit before beginning a trace.

Frequencies:

- Direct Connect (factory set): 128 Hz, 1 kHz, 8 kHz, 33 kHz, 93 kHz.
- Direct Connect (user defined): 10 Hz – 93 kHz.
- Induction: 8 kHz, 33 kHz.

Ordering Information

Catalog No.	Description	Weight	
		lb.	kg
26563	SeekTech ST-33Q Transmitter (5 Watts)	11.1	5,0

DIAGNOSTICS, INSPECTION & LOCATING



SeekTech® ST-510 Line Transmitter

- Ten Watts of fully variable power output.
- LCD display provides instant visual feedback on line resistance and current flow.
- Two 25' (7,62 m) lead wires with heavy duty clips.
- Compatible with competitor's equipment.
- Audio feedback confirms a good circuit before beginning a trace.

Frequencies:

- Direct Connect: 128 Hz, 1 kHz, 8 kHz, 33 kHz and 93 kHz.
- Induction: 1 kHz, 8 kHz, 33 kHz, 93 kHz.
- Competitor Frequencies: available in both direct connect and induction.

Ordering Information

Catalog No.	Description	Weight	
		lb.	kg
21953	SeekTech ST-510 Transmitter (10 Watts)	9	4,1



SeekTech ST-305 Line Transmitter

- Lightweight and compact transmitter that delivers up to 5 Watts of power.
- Can transmit two frequencies simultaneously.
- Audio feedback confirms a good circuit before beginning a trace.

Frequencies:

- Direct Connect: 1 kHz, 8 kHz, 33 kHz, 93 kHz.
- Induction: 1 kHz, 8 kHz, 33 kHz, 93 kHz.

Ordering Information

Catalog No.	Description	Weight	
		lb.	kg
21948	SeekTech ST-305 Transmitter (5 Watts)	2.5	1,9



SeekTech Inductive Signal Clamp

- Allows users to apply a signal to a cable or pipe when direct connection is not possible.
- Compatible with all RIGID® transmitters.

Ordering Information

Catalog No.	Description	Weight	
		lb.	kg
20973	SeekTech 4" (100 mm) Inductive Signal Clamp	2	0,9

NaviTrack Scout® Locator



The NaviTrack Scout locator is designed to solve the most demanding remote transmitter (sonde) locates using multi-directional locating technology.

Easier Locates

The NaviTrack Scout multi-directional antenna technology sees the entire signal all of the time. Simply maximize the signal strength and you have found the target. No nulls or false peaks to complicate the locate.

Accuracy

This locator verifies the locate position using a micro-mapping display to mark distinctive poles in front of and behind the target, insuring an accurate locate.

Automatic Depth

Depth is automatically calculated and displayed when over the target.

Specifications

- Weight.....3 lbs. (1,4 kg).
- Power Source4 C-Cell batteries.
- Battery LifeApproximately 24 hours.

Standard Frequencies

- Sonde.....16 Hz, 512 Hz, 640 Hz and 33 kHz.
- Line Trace512 Hz, 8 kHz and 33 kHz.
- Passive AC Line Trace60 Hz, 50 Hz.

Standard Equipment

- Hard Plastic Carrying Case.
- Surface Markers and Clip.
- Instructional DVD.
- Operator's Manual.
- 4 C-Cell Batteries.

The NaviTrack Scout is ideal for users locating SeeSnake cameras and other sondes who occasionally need to locate energized lines.

Ordering Information

Catalog No.	Description	Weight	
		lb.	kg
19243	NaviTrack Scout Locator	3	1,4
20248	Scout Carrying Case	6.25	2,8
12543	Marker Chips and Clip	—	—

Meets FCC Class B and EN 55022 Class B requirements.



NaviTrack® Transmitters



Remote Transmitter

- Can be attached to a drain cleaning cable or a water jet hose to locate the Remote Transmitter in a line.
- Flashing LED indicates that sonde is transmitting.
- Meets FCC Class B and EN 55022 Class B requirements.

Ordering Information

Catalog No.	Description	Weight	
		lb.	kg
16728	Remote Transmitter, 512 – AAA	0.4	0,18
19263	Adapter for 5/8" & 3/4" (16 mm & 20 mm) Drum Machine Cables	–	–
19268	Adapter for 7/8" (22 mm) Sec. & 1/2" (12 mm) Drum Machine Cables	–	–
19273	Adapter for 5/8" (16 mm) Sec. & 3/8" (10 mm) Drum Machine Cables	–	–
19258	Adapter for 1 1/4" (32 mm) Sectional Cable	–	–

Floating Transmitter

- Ideal for locating septic tanks.
- 512 Hz signal.
- Flashing LED indicates that sonde is transmitting.
- Flushable.
- Battery-powered.
- Meets FCC Class B and EN 55022 Class B requirements.

Ordering Information

Catalog No.	Description	Weight	
		lb.	kg
19793	Float Sondes (2), Plus Extra Battery	0.4	0,18

SeeSnake FleXmitter® Transmitter

- With a SeeSnake FleXmitter 512 Hz you can locate a camera in a line (now standard with all SeeSnake reels: Mini-SeeSnake, SeeSnake Standard and SeeSnake Self-Leveling).
- If your SeeSnake camera isn't equipped with a transmitter, you can upgrade your camera with a FleXmitter transmitter.
- Meets FCC Class A and EN 55022 Class B requirements.

Ordering Information

Catalog No.	Description	Weight	
		lb.	kg
15323	SeeSnake FleXmitter in-line transmitter	0.62	0,28
15828	Mini-SeeSnake FleXmitter	1	0,045





DIAGNOSTICS, INSPECTION & LOCATING



Drain Cleaning

- Wide selection from a single source – “The Right Machine for Every Job”.
- A legacy of innovation and quality.



Type	No. of Models	Length*		Page
		feet	m	
Hand Tools				
Toilet Augers	2	3 - 6	1 - 2	12.4
Grappler Hook	1	6	2	12.4
Flat Sewer Tape	10	25 - 100	7,6 - 30	12.4
Hand Spinners	4	25 - 35	7,6 - 11	12.5
Sink Machines				
K-45AF	2	25	7,6	12.6
K-40	1	35	11	12.8
Drum Machines				
Up to 4" (110 mm) Capacity	7	50 - 75	15 - 23	12.10
Up to 8" (200 mm) Capacity	5	75 - 100	23 - 30	12.14
Up to 10" (250 mm) Capacity	4	75 - 100	23 - 30	12.16
Sectional Machines				
Up to 4" (110 mm) Capacity	4	Up to 100	Up to 30	12.18
Up to 6" (150 mm) Capacity	4	Up to 150	Up to 46	12.20
Up to 10" (250 mm) Capacity	4	Up to 300	Up to 91	12.22
Rodder Machines				
Up to 24" (600 mm) Capacity	2	Up to 500	Up to 150	12.26
Water Jetting Machines				
Up to 6" (150 mm) Capacity	2	65 - 100	20 - 33	12.28
Up to 10" (250 mm) Capacity	1	200	61	12.32
Tools	—	—	—	12.34
Cables	—	—	—	12.36

* Standard line length as delivered. See catalog page for more details.

DRAIN CLEANING

Hand Tools



	Page
Toilet Augers	12.4
Grapppler Hook	12.4
Flat Sewer Tape	12.4
Hand Spinners	12.5

Sink Machines

Easily portable, compact and lightweight.



Line Size		Application	Model	Page
in.	mm			
¼ to 2½	20 - 75	Bathroom/lavatory/kitchen sinks, tub/shower, urinal and laundry tub drains.	K-45AF	12.6
¾ to 2½	20 - 75		K-40	12.8

Drum Machines

Delivers high torque to clear obstructions.

- Power and torque.
- Cable-saving features.
- Superior maneuverability.



Line Size		Application	Model	Page
in.	mm			
1½ to 4	40 - 110	Bathroom/lavatory/kitchen, sinks, tub/shower, urinal, laundry tub, roof vents and indoor floor drains.	K-400	12.10
¾ to 4	20 - 110	Bathroom/lavatory/kitchen, sinks, tub/shower, urinal, laundry tub, roof vents and indoor floor drains.	K-3800	12.12
3 to 8	75 - 200	Laterals, main lines, commercial lines.	K-750	12.14
3 to 10	75 - 250	Laterals, main lines, commercial lines.	K-7500	12.16

Sectional Machines

Designed specifically for larger diameter lines.

- Power and speed with cable control.
- Lightweight and portable.



Line Size		Application	Model	Page
in.	mm			
¾ to 4	20 - 110	Bathroom/lavatory/kitchen sinks, tub/shower, urinal, laundry tub, roof vents and indoor floor drains.	K-50	12.18
1¼ to 6	30 - 150	Sink lines, roof vents and floor drains.	K-60SP	12.20
2 to 10	50 - 250	Laterals and main lines, commercial lines.	K-1500SP	12.22
2 to 10	50 - 250	Laterals and main lines, commercial lines gasoline engine powered for remote locations.	K-1500G	12.24

Rodder Machines

Designed specifically for larger diameter lines.



Line Size		Application	Model	Page
in.	mm			
8 to 24	200 - 600	Straight main work in municipalities, universities, institutions and industry.	K-1000	12.26

Water Jetters

Water jetting machines are ideal for clearing grease, sludge or soap-clogged lines.




Line Size		Application	Model	Page
in.	mm			
1¼ to 6	30 - 150	Sink lines/floor/secondary lines.	KJ-1590 II	12.28
1¼ to 6	30 - 150	Sink lines/floor/secondary lines/laterals.	KJ-2200	12.30
2 to 10	50 - 250	Sink lines/floor/secondary lines/laterals/main lines.	KJ-3100	12.32

DRAIN CLEANING

Toilet Augers

High quality tools in 3' (1 m) and 6' (2 m) and lengths provide fast and safe clearing of toilet obstructions. Features include:

- Vinyl guard to protect porcelain.
- New durable, kink-resistant, 1/2" (12,7 mm) compression-wrapped Inner Core Cable.
- Large, ergonomically designed handles.
- Negotiate water-conserving toilets.



Catalog No.	Model No.	Description	Weight		Standard Pack	Replac. Cables
			lb.	kg		
59787	K-3	3' (1 m) Toilet Auger w/Bulb Head	4½	1,9	6	–
59797	K-6	6' (2 m) Toilet Auger w/Bulb Head	5½	2,5	6	60362

Grappler Hook

Model K-5 Grappler Hook

- Retrieves rocks, tools, objects.
- Extends your reach 6' (2 m) for even the deepest traps.



Catalog No.	Model No.	Description	Weight	
			lb.	kg
59190	K-5	Grappler Hook	5	2,3

Sewer Tape

One-Piece Flat Sewer Tape

- Sizes and lengths for use on sewer and drain lines through 8" (200 mm) in diameter and up to 100' (30,4 m) in length.
- Carrier included with all except 25' (7,6 m) model.
- All models have a hand grip and a spear point at one end and roller ball at the other.



Catalog No.	Model No.	Description						Line Capacity		Weight	
		Width		Thickness		Length		in.	mm	lb.	kg
		in.	mm	in.	mm	ft.	m				
62530	E-2724					25	7,6	¾ Thru 1½	20	3	1,4
62535	E-2725	½	12	¼	2	50	15,2		Thru 40	6	2,7
62540	E-2726					75	22,8			9	4,1
62545	E-2727					100	30,4			12	5,4
62555	E-2729	¾	20	¼	2	50	15,2	2 Thru 4	50 Thru 110	8	3,6
62565	E-2731					100	30,4			18	8,2
62595	E-2737	¾	20	½	3	50	15,2	4 Thru 6	110 Thru 150	16	7,3
62605	E-2739					100	30,4			34	15,4
62615	E-2741	1	25	½	3	50	15,2	4 Thru 8	110 Thru 200	22	10,0
62625	E-2743					100	30,4			45	20,4

Power Spin with AUTOFEED®



- Clears up to 1½" (40 mm) lines.
- Pull trigger and turn handle, or add any variable speed (left / right) chuck drill machine for extra power.
- Cable self-feeds down drain.
- No mess. Hands don't touch cable.
- Equipped with ¼" (6,3 mm) x 25" (7,6 m) cable with straight auger.

Catalog No.	Model No.	Description	Diameter x Length		Weight		Std. Pack
			in. x ft.	mm x m	lb.	kg	
41408	Power Spin	Hand Spinner with Straight Auger	¼" x 25'	6,3 x 7,6	5	2,2	24
42163	MaxCore® Cable	MaxCore® Replacement Cable	¼" x 25'	6,3 x 7,6	3	1,4	1

Kwik-Spin® Hand Spinner with AUTOFEED®



- Light-duty product for drains up to 1½" (40 mm).
- Comfortable hand grip eases effort.
- Equipped with ¼" x 25" (6,3 mm x 7,6 m) Maxcore cable with straight auger.
- Two-way AUTOFEED® keeps hands and work area clean.

Catalog No.	Model No.	Description	Diameter x Length		Weight		Std. Pack
			in. x ft.	mm x m	lb.	kg	
41348	Kwik-Spin	Hand Spinner with C-11C Bulb Auger Cable	¼" x 25'	6,3 x 7,6	3.5	1,6	6

K-25 Hand Spinner



For ¾" (20 mm) to 1½" (40 mm) Drain Lines

The professional's choice for many years, the Model K-25 Hand Spinner offers premium quality. It's the ideal tool for the user who demands the best. Features include:

- Premium-quality, precision machined, 3-jaw chuck to firmly secure cable. Releases cable with the flick-of-the-wrist.
- Cast aluminum ribbed hand grip that won't slip in your hand.
- Rotary molded plastic drum that won't dent or rust – cleans easily.
- Available in bulb head and drop head models. ⅝" (8 mm) x 25' (7,6 m) vinyl-wrapped inner core, kink-resistant cables.
- Well balanced for comfortable operation.
- Drum Capacity: ⅝" (8 mm) x 25' (7,6 m).
- Works through traps and bends in sinks, tubs, drinking fountains, lavatories, urinals, vent pipes.

Catalog No.	Model No.	Description	Diameter x Length		Weight	
			in. x ft.	mm x m	lb.	kg
58890	K-25-BP	Hand Spinner with C-11C Bulb Auger Cable	⅝" x 25'	8 x 7,6	8	3,6
58895	K-25-DH	Hand Spinner with C-21C Drop Head Cable	⅝" x 25'	8 x 7,6	8	3,6

DRAIN CLEANING

K-45AF Sink Machine



The 3/8" (10 mm) cable in Model K-45AF-5 extends machine's capacity to 2 1/2" (75 mm) drain lines.



Model K-45AF quickly opens clogged tub lines. Advance and retrieve cable without reversing motor.

For 3/4" (20 mm) to 2 1/2" (75 mm) Drain Lines

- Excellent for small line cleaning. Opens clogged lavatory, sink lines, urinals, and tub/shower drains.
 - 1/4" (6 mm) cables best for 3/4" (20 mm) to 1 1/2" (40 mm) lines.
 - 5/16" (8 mm) cables best for 3/4" (20 mm) to 1 1/2" (40 mm) lines.
 - 3/8" (10 mm) cables best for 1 1/4" (30 mm) to 2 1/2" (75 mm) lines.
- Advanced two-way AUTOFEED® keeps hands and work area clean – advances & retrieves cable with push of a lever.
- Lightweight, easy-to-use, no setup required.
- Variable speed power unit rotates cable 0-600 RPMs.
- Two-piece twist lock canister with interchangeable inner drum.
 - Makes cable changeout simple; easy to match the right cable to the job.
 - Inner drum prevents water leaks and greatly reduces cable flip-over inside the drum.
 - Drums won't rust or dent – ever.
- Drum Capacity: 50' (15 m) of 5/16" (8 mm) or 35' (11 m) of 3/8" (10 mm).
- Includes RIDGID® drain cleaning gloves and operator's manual.

Catalog No.		Model No.	Description	Weight	
110 V (UK)	230 V*			lb.	kg
37338	36033	K-45AF	Machine with: – C-11C, 5/16" (8 mm) x 25' (7,6 m) Inner Core Cable w/Inner Drum	13,8	6,5
37343	36043	K-45AF-5	Machine with: – C-11C, 5/16" (8 mm) x 25' (7,6 m) Inner Core Cable w/Inner Drum – C-6, 3/8" (10 mm) x 25' (10,7 m) Cable w/Inner Drum – T-250, Five-Piece Tool Set for 3/8" (10 mm) Cable – C-6429 Carrying Case	34	15,4

*230 V units equipped with CEE 7/17 Euro plug.

DRAIN CLEANING



Inner Core Cables

(Models C-11C, C-61C, C-131C, C-21C, C-231C)

- Vinyl-wrapped inner core to prevent core from rusting to spring – enhances cable life.
- Compression wound for strength.
- Resists kinking; negotiates tough bends and traps.
- Provides good flexibility and cleaning power to the cable end.

Cables

		Catalog No.	Model No.	Description	Weight	
					lb.	kg
1/4" (6 mm)		50647	S-1	15' (4,6 m) with Funnel Auger	2 1/4	1,0
		50652	S-2	25' (7,6 m) with Funnel Auger	3 1/2	1,6
		50657	S-3	35' (10,7 m) with Funnel Auger	5	2,2
5/16" (8 mm)		62225	C-1	25' (7,6 m) with Bulb Auger	3 1/2	1,6
		56782	C-11C	25' (7,6 m) Inner Core w/Bulb Auger	4	1,8
		89400	C-21	50' (15,2 m) Inner Core with Bulb Auger	7	3,2
	56792	C-131C	35' (10,7 m) Inner Core with Bulb Auger	5 1/2	2,5	
		62235	C-2	25' (7,6 m) with Drop Head Auger	3 1/2	1,6
56787		C-21C	25' (7,6 m) Inner Core w/Drop Head Auger	4	1,8	
89405		C-22	50' (15,2 m) with Drop Head Auger	7	3,2	
3/8" (10 mm)		56797	C-231C	35' (10,7 m) Inner Core with Drop Head Auger	5 1/2	2,5
		62245	C-4	25' (7,6 m) with Male Coupling	4 1/2	2,0
		62250	C-5	35' (10,7 m) with Bulb Auger	8 1/4	3,8
		62260	C-6	35' (10,7 m) with Male Coupling	8 1/4	3,8
		96037	C-61C	35' (10,7 m) Inner Core with Male Coupling	8 1/2	4,0



K-45AF-5 shown above includes T-250 Tool Set:

- T-203 Bulb Auger.
- T-217 Drop Head Auger.
- T-205 "C" Cutter.
- A-13 Pin Key.
- T-210 Spade Cutter.

Tools – Fits C-4, C-6 and C-61C Cables

	Catalog No.	Model No.	Description	Replacement Blade(s)
	62990	T-201	Straight Auger, 5" (125 mm) Long	–
	62995	T-202	Bulb Auger, 1 1/8" (30 mm) O.D.	–
	63000	T-203	Bulb Auger, 7/8" (22 mm) O.D.	–
	54837	T-204	"C" Cutter 1" (25 mm)	54832
	63005	T-205	"C" Cutter 1 3/8" (35 mm)	97835
	63010	T-206	Funnel Auger, 3" (80 mm) Long	–
	63030	T-210	Spade Cutter, 1" (25 mm)	97905
	63035	T-211	Spade Cutter, 1 3/8" (35 mm)	97825
	63040	T-212	Spade Cutter, 1 1/4" (45 mm)	92850
	63045	T-213	4-Blade Cutter, 1" (25 mm)	97795
	63050	T-214	4-Blade Cutter, 1 3/8" (35 mm)	97910
	63055	T-215	4-Blade Cutter, 1 1/4" (45 mm)	97915
	63065	T-217	Drop Head Auger, 4" (110 mm) Long	–
	55457	T-225	Retrieving Auger	–
	52812	T-230	H-D "C" Cutter, 2" (50 mm)	92815
	52817	T-231	H-D "C" Cutter, 2 1/2" (65 mm)	92820
	52822	T-232	H-D "C" Cutter, 3" (80 mm)	92835
	48482	T-250	Tool Set includes: T-203, T-205, T-210, T-217, A-13	–



The drum front and inner drum makes changing cables quick and easy.

Accessories

Catalog No.	Model No.	Description
68917		K-45 Inner-Drum
89410	C-6429	Carrying Case
76817		C-6 Cable Kit incl. Inner Drum, C-6 Cable Torque Arm, T-250 Tool Set
98072		C-61C Cable Kit including: Inner Drum, C-61C Cable, Torque Arm, T-250 Tool Set
23908 23913	A-45AF	Drum Front and AUTOFEED Assembly Replacement AUTOFEED Cartridge
41937	–	RIDGID Leather Drain Cleaning Gloves
70032	–	RIDGID PVC Drain Cleaning Gloves

DRAIN CLEANING

K-40 Sink Machine



Model K-40AF



Model K-40AF in vertical position

For 3/4" (20 mm) to 2 1/2" (75 mm) Drain Lines

The Model K-40 Sink Machine is ideal for cleaning small secondary drain lines from 3/4" (20 mm) to 2 1/2" (75 mm).

- 1/4" (6 mm) cables best for 3/4" (20 mm) to 1 1/2" (40 mm) lines.
- 5/16" (8 mm) cables best for 3/4" (20 mm) to 1 1/2" (40 mm) lines.
- 3/8" (10 mm) cables best for 1 1/4" (40 mm) to 2 1/2" (75 mm) lines.

The K-40 sits flat on the floor or countertop and also tips onto its back for easy access to sink drains and bathtubs full of water. The K-40 practically eliminates job site clean-up thanks to the patented Guide Hose two-way AUTOFEED®. It completely contains the rotating cable and eliminates any waste water splashing or spraying.

- 175 W induction motor quietly delivers enough torque to clear even the toughest blockages.
- Premium-quality, compression-wound inner core cable combines strength and flexibility to resist kinking.
- Two-piece "twist lock" drum housing will not dent or corrode and allows easy access to the inner drum and cable.
- Special inner drum design virtually eliminates cable flip-over inside the drum and drum leakage.
- Two-way AUTOFEED advances and retrieves the drain cleaning cable with a simple push of a lever keeping you and the work area clean.
- Includes RIDGID® drain cleaning gloves and operator's manual.

Catalog No.	Model No.	Description	Weight	
			lb.	kg
71742	K-40AF	Machine with: – AUTOFEED – Guide Hose – Mounting Bracket – C-131C-SB, 5/16" (8 mm) x 35' (10,7 m) Speed Bump Cable w/ Inner Drum	33	15

DRAIN CLEANING

The Model K-40 makes the job easier and keeps the work site clean.



Down the sink: Press the lever and the cable feeds into the drain. Unique Guide Hose and AUTOFEED® combination keeps you right on top of the problem.



In the tub: Compact design allows easy access to hard-to-get-to areas like bathtubs and under-sink cabinets, while keeping the cable contained and away from all finished surfaces.

Cables

	Catalog No.	Model No.	Description	Weight	
				lb.	kg
1/4" (6 mm)	50647	S-1	15' (4,6 m) with Funnel Auger	2¼	1,0
	50652	S-2	25' (7,6 m) with Funnel Auger	3½	1,6
	50657	S-3	35' (10,7 m) with Funnel Auger	5	2,2
5/16" (8 mm)	62225	C-1	25' (7,6 m) with Bulb Auger	3½	1,6
	56782	C-11C	25' (7,6 m) Inner Core with Bulb Auger	4	1,8
	89400	C-21	50' (15,2 m) with Bulb Auger	7	3,2
	56792	C-131C	35' (10,7 m) Inner Core with Bulb Auger	5½	2,5
	95847	C-131CSB	35' (10,7 m) Inner Core Speed Bump with Bulb Auger	5½	2,5
Drop Head	62235	C-2	25' (7,6 m) with Drop Head Auger	3½	1,6
	56787	C-21C	25' (7,6 m) Inner Core with Drop Head Auger	4	1,8
	89405	C-22	50' (15,2 m) with Drop Head Auger	7	3,2
	56797	C-231C	35' (10,7 m) Inner Core with Drop Head Auger	5½	2,5
3/8" (10 mm)	62245	C-4	25' (7,6 m) with Male Coupling	4½	2,0
	62250	C-5	35' (10,7 m) with Bulb Auger	8¼	3,8
	62260	C-6	35' (10,7 m) with Male Coupling	8¼	3,8
	96037	C-61C	35' (10,7 m) Inner Core with Male Coupling	8½	4,0

Tools – Fits C-4, C-6 and C-61C Cables

	Catalog No.	Model No.	Description	Replacement Blade(s)
	62990	T-201	Straight Auger, 5" (125 mm) Long	–
	62995	T-202	Bulb Auger, 1½" (30 mm) O.D.	–
	63000	T-203	Bulb Auger, ¾" (22 mm) O.D.	–
	54837	T-204	"C" Cutter 1" (25 mm)	54832
	63005	T-205	"C" Cutter 1½" (35 mm)	97835
	63010	T-206	Funnel Auger, 3" (80 mm) Long	–
	63030	T-210	Spade Cutter, 1" (25 mm)	97905
	63035	T-211	Spade Cutter, 1½" (35 mm)	97825
	63040	T-212	Spade Cutter, 1¾" (45 mm)	92850
	63045	T-213	4-Blade Cutter, 1" (25 mm)	97795
	63050	T-214	4-Blade Cutter, 1½" (35 mm)	97910
	63055	T-215	4-Blade Cutter, 1¾" (45 mm)	97915
	63065	T-217	Drop Head Auger, 4" (110 mm) Long	–
	55457	T-225	Retrieving Auger	–
	52812	T-230	H-D "C" Cutter, 2" (50 mm)	92815
	52817	T-231	H-D "C" Cutter, 2½" (65 mm)	92820
	52822	T-232	H-D "C" Cutter, 3" (80 mm)	92835
	48482	T-250	Tool Set includes: T-203, T-205, T-210, T-217, A-13	–

Accessories

Catalog No.	Model No.	Description
26558	A-40G AF	AUTOFEED Assembly & Guide Hose for K-40 includes mounting bracket
23913	–	Replacement AUTOFEED Cartridge
71757	A-40G	Guide Hose
72702	A-40B	Mounting Bracket
71847	–	Torque Arm
68917	–	Inner Drum
76597	–	Top Roller Bearing Housing Assy.
76817	–	C-6 Cable Kit including Inner Drum, C-6 Cable, Torque Arm, T-250 Tool Set
98072	–	C-61C Cable Kit including Inner Drum, C-61C Cable, Torque Arm, T-250 Tool Set
41937	–	RIDGID Leather Drain Cleaning Gloves
70032	–	RIDGID PVC Drain Cleaning Gloves

DRAIN CLEANING

K-400 Drum Machine



Model K-400 with AUTOFEED®

For 1½" (30 mm) to 4" (110 mm) Drain Lines

The Model K-400 offers several unique, user-friendly features to make the toughest drain cleaning jobs easier and hassle-free. Designed with a sleek profile, the Model K-400 is a great fit for drain cleaners, service plumbers, facility and institutional maintenance departments and property management companies.

- ⅜" (10 mm) cable best for 1½" (40 mm) to 3" (75 mm) lines.
- ½" (12 mm) cable best for 3" (50 mm) to 4" (110 mm) lines.
- Integrated Transport Cart – allows for easy movement to and from the job site. Heavy-duty, large wheels easily navigate over bumps and up stairs.
- Integrated Telescoping Handle – provides high-handle height during transport.
- Cable Control System – causes the drum to stop spinning when the blade becomes lodged in a blockage, limits potential for cable to flip-over in the drum and helps to indicate to operator when blockages are encountered.
- "Solid Core" Cable – uses tough ⅜" (10 mm) or ½" (12 mm) Integral Wound (IW) solid core cable that is rugged and kink resistant.
- AUTOFEED – offered as an accessory, this patented, automatic cable feed powers cable in and out of the drain. Reverse the direction of the AUTOFEED and the cable feeds back into the drum.

Specifications

- Drum Capacity: 100' (30,5 m) of ⅜" (10 mm) Diameter Cable or 75' (22,5 m) of ½" (12 mm) Diameter Cable.
- Motor: 380 W, 230 V motor spins cable at 165 RPM.
- Weight (Machine Only): 45 lbs. (20,4 kg).
- Dimensions: Length 21" (53 cm) 24" (61 cm) with AUTOFEED, Height 23" (58,5 cm) Width 17" (43,2 cm).

All Model K-400 machines are supplied with RIDGID® drain cleaning gloves, operator's manual and instructional video.

Catalog No.	Model No.	Description	Weight	
			lb.	kg
27028	K-400 w/ C-32 IW	K-400 Machine w/RIDGID Drain Cleaning Gloves – C-32 IW ⅜" (10 mm) x 75' (23 m) Solid Core (Integral Wound) Cable – T-260 Tool Set Includes: – T-202 Bulb Auger – T-205 "C" Cutter – T-211 Spade Cutter – A-13 Pin Key	68	31
28098	K-400 AF w/C-32 IW	K-400 Machine w/RIDGID Drain Cleaning Gloves – AUTOFEED – C-32 IW ⅜" (10 mm) x 75' (23 m) Solid Core (Integral Wound) Cable – T-260 Tool Set	79	36
27033	K-400 w/ C-45 IW	K-400 Machine w/RIDGID Drain Cleaning Gloves – C-45 IW ½" (12 mm) x 75' (23 m) Solid Core (Integral Wound) Cable – T-260 Tool Set	81	37
28103	K-400 AF w/C-45 IW	K-400 Machine w/RIDGID Drain Cleaning Gloves – AUTOFEED – C-45 IW ½" (12 mm) x 75' (23 m) Solid Core (Integral Wound) Cable – T-260 Tool Set	93	42

DRAIN CLEANING



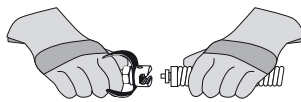
IW (Integral Wound) Solid Core Cables

	Catalog No.	Model No.	Description	Weight	
				lb.	kg
3/8" (10 mm)	87577	C-31IW	50' (15 m) IW Cable	18	8,2
	87582	C-32IW	75' (23 m) IW Cable	26	11,8
	87587	C-33IW	100' (30 m) IW Cable	34	15,4
	91037	-	Repair End for 3/8" (10 mm) IW Cable	0,5	0,2
1/2" (12 mm)	87592	C-44IW	50' (15 m) IW Cable	27	12,2
	87597	C-45IW	75' (23 m) IW Cable	39	17,7
	91042	-	Repair End for 1/2" (12 mm) IW Cable	0,6	0,3

Tools – Fits C-31IW, C-32IW, C-33IW, C-44IW and C-45IW

	Catalog No.	Model No.	Description	Replacement Blade(s)
	62990	T-201	Straight Auger, 5" (125 mm) Long	—
	62995	T-202	Bulb Auger, 1 1/8" (30 mm) O.D.	—
	63000	T-203	Bulb Auger 7/8" (22 mm) O.D.	—
	63005	T-205	"C" Cutter, 1 3/8" (35 mm)	97835
	63010	T-206	Funnel Auger, 3" (80 mm) Long	—
	63030	T-207	Spiral Cutter, 1 1/4" (32 mm)	97840
	63020	T-208	Spiral Cutter, 1 1/2" (40 mm)	97895
	63025	T-209	Spiral Cutter, 2" (50 mm)	97900
	63030	T-210	Spade Cutter, 1" (25 mm)	97905
	63035	T-211	Spade Cutter, 1 3/8" (35 mm)	97825
	63040	T-212	Spade Cutter, 1 3/4" (45 mm)	92850
	63045	T-213	4-Blade Cutter, 1" (25 mm)	97795
	63050	T-214	4-Blade Cutter, 1 3/8" (35 mm)	97910
	63055	T-215	4-Blade Cutter, 1 3/4" (45 mm)	97915
	63060	T-216	Chain Knocker, 2" (50 mm)	98000
	63065	T-217	Drop Head, 4" (110 mm) Long	—
	49002	T-260	Tool Set 3/8" (10 mm)- K-400 Includes: - T-202 Bulb Auger - T-205 "C" Cutter - T-211 Spade Cutter - A-13 Pin Key	—

TO ATTACH TOOL



SLIDE TOGETHER
TO REMOVE TOOL



INSERT PIN

For C-4, C-6, C-61C, C-7, C-8, C-9, C-10, C-11, C-12, C-14, C-15, C-31, C-32, C-33, C-44, C-45, and C-46 & all IW Cables.

Accessories

	Catalog No.	Model No.	Description	Weight	
				lb.	kg
	41937	-	RIDGID Drain Cleaning Gloves, Leather	1/2	0,2
	70032	-	RIDGID PVC Drain Cleaning Gloves	1/2	0,2
	59230	A-13	Pin Key for 3/8" and 1/2" Cable	-	-
	26773	-	K-400 AUTOFEED Assembly	2	0,9
	27048	-	K-400 Drum Assembly	10	4,5
	92607	-	3/8" x 1/2" Tool Adaptor	1/2	0,2
	92682	-	3/8" x 1/2" Drop Head Adaptor	1/2	0,2
	92687	-	Coupling 1/2" Drop Head Tool	1/2	0,2
	26778	-	Guide Hose	2	0,9
	51317	C-9	Trap Leader	5	2,2

DRAIN CLEANING

K-3800 Drum Machine








For 3/4" (20 mm) to 4" (110 mm) Drain Lines

- A powerful, easy to transport, versatile machine for cleaning indoor drains. Requires minimal setup to clean sink lines, floor drains and roof vents.
- Rugged, corrosion-resistant molded cable drum won't dent or rust. The drum tilt adjusts for proper cable feed angle. Inner-drum guards against cable flip-over inside the drum.
- Cable drum's quick-release and built-in hand-holds allow easy cable change and transport.
- Maximum drum capacity is 100' (30,5 m) of 3/8" (10 mm) or 90' (27 m) of 1/2" (12 mm) continuous length cable:
 - 3/8" (10 mm) cable best for 1 1/2" (40 mm) to 3" (75 mm) lines up to 100' (30,5 m).
 - 1/2" (12 mm) cable best for 2" (50 mm) to 4" (110 mm) lines up to 90' (27 m).
- Optional sink drum holds up to 50' (15 m) of 5/16" (8 mm) or 1/4" (6 mm) cable.
 - Ideal for cleaning through 3/4" (20 mm) to 1 1/2" (40 mm) sink traps.
- Powerful 175 W Universal Motor spins cable at 240 RPM. When cable hits blockage, motor gears down automatically to deliver more power and enhance operator control.
- Tools connect to cable in seconds.
- Includes a heavy duty AUTOFEED® system (all modes except machine only).
- Includes RIDGID® leather drain cleaning gloves and operator's manual.

Catalog No.	Model No.	Description	Weight	
			lb.	kg
61502	K-3800	K-3800 Machine w/RIDGID Gloves	42	19,0
61482	K-3800 w/C-32	K-3800 Machine with: – AUTOFEED – C-32, 3/8" (10 mm) x 75' (23 m) Cable – T-202 Bulb Auger – T-205 "C" Cutter – T-211 Spade Cutter – A-13 Pin Key – RIDGID Leather Drain Cleaning Gloves	71	32,2
61487	K-3800 w/C-45	K-3800 Machine with: – AUTOFEED – C-45, 1/2" (12 mm) x 75' (23 m) Cable – T-102 Funnel Auger – T-142 Knife Blade Cutter – T-107 Spade Cutter – A-12 Pin Key – RIDGID Leather Drain Cleaning Gloves	83	37,7

Accessories

	Catalog No.	Model No.	Description	Weight	
				lb.	kg
	55002	A-380	Standard Drum for 3/8" (10 mm), 1/2" (12 mm) Cable	12 1/2	5,6
	55007	A-381	Sink Drum for 5/16" (8 mm), 1/4" (6 mm) Cable	12 1/2	5,6
	55012	A-381-A	Sink Drum with 25' (7,6 m) x 5/16" (8 mm) IC Cable w/ Bulb Head	16 1/2	7,5
	41937	–	RIDGID Drain Cleaning Gloves, Leather	1/2	0,2
	70032	–	RIDGID Drain Cleaning Gloves, PVC	1/2	0,2
	59230	A-13	Pin Key For 3/8" (10 mm) Cable	1/2	0,2
	59225	A-12	Pin Key For 1/2" (12 mm) Cable	1/2	0,2
	55017	–	Transport Cart	18	8,2
	60087	A3800 PF	AUTOFEED® Assembly	7 3/4	3,3
	62412	–	Guide Hose Adapter for Sink Drum	3 1/2	1,6

DRAIN CLEANING

Inner Core (IC) Cables

Good flexibility and more cleaning power to the cable end.

	Catalog No.	Model No.	Description	Weight	
				lb.	kg
3/8" (10 mm)	37842	C-31	50' (15 m) IC Cable	18	8,2
	37847	C-32	75' (23 m) IC Cable	26	11,8
	37852	C-33	100' (30 m) IC Cable	34	15,4
	51752	T-122	Repair End	1	0,5
1/2" (12 mm)	37857	C-44	50' (15 m) IC Cable	27	12,2
	37862	C-45	75' (23 m) IC Cable	39	17,7
	37867	C-45HC	75' (23 m) Hollow Core Cable	38	17,2
	55467	C-46	90' (28 m) IC Cable	47	21,2
	59917	T-121	Repair End	3/4	0,8

Integral Wound (IW) Cables

Wound tighter on the inner core creating a solid assembly.

	Catalog No.	Model No.	Description	Weight	
				lb.	kg
3/8" (10 mm)	87577	C-31IW	50' (15 m) IW Cable	18	8,2
	87582	C-32IW	75' (23 m) IW Cable	26	11,8
	87587	C-33IW	100' (30 m) IW Cable	34	15,4
	91037	—	Repair End for IW Cable	1/2	0,2
1/2" (12 mm)	87592	C-44IW	50' (15 m) IW Cable	18	8,2
	87597	C-45IW	75' (23 m) IW Cable	26	11,8
	91042	—	Repair End for 1/2" (12 mm) IW Cable	3/4	0,3

Tools Fit 3/8" (10 mm) IC, 3/8" (10 mm) IW and 1/2" (12 mm) IW Cables

C-31, C-32, C-33, C-31IW, C-32IW, C-33IW, C-44IW and C-45IW

	Catalog No.	Model No.	Description	Repl. Blade(s)
	62990	T-201	Straight Auger, 5" (125 mm) Long	—
	62995	T-202	Bulb Auger, 1 1/8" (29 mm) O.D.	—
	63000	T-203	Bulb Auger 7/8" (22 mm) O.D.	—
	54837	T-204	"C" Cutter, 1" (25 mm)	54832
	63005	T-205	"C" Cutter, 1 3/8" (35 mm)	97835
	63010	T-206	Funnel Auger, 3" (75 mm) Long	—
	63015	T-207	Spiral Cutter, 1 1/4" (32 mm)	97840
	63020	T-208	Spiral Cutter, 1 1/2" (40 mm)	97895
	63025	T-209	Spiral Cutter, 2" (50 mm)	97900
	63030	T-210	Spade Cutter, 1" (25 mm)	97905
	63035	T-211	Spade Cutter, 1 3/8" (35 mm)	97825
	63040	T-212	Spade Cutter, 1 3/4" (45 mm)	92850
	63045	T-213	4-Blade Cutter, 1" (25 mm)	97795
	63050	T-214	4-Blade Cutter, 1 3/8" (35 mm)	97910
	63055	T-215	4-Blade Cutter, 1 3/4" (45 mm)	97915
	63060	T-216	Chain Knocker, 2" (50 mm)	98000
	63065	T-217	Drop Head, 4" Long (110 mm)	—
	49002	T-260	Tool Set Includes: — T-202 Bulb Auger — T-205 "C" Cutter — T-211 Spade Cutter — A-13 Pin Key	—

Sink Drum Cables

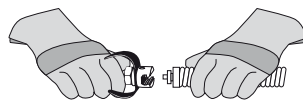
	Catalog No.	Model No.	Description	Weight	
				lb.	kg
1/4" (6 mm)	50652	S-2	25' (7,6 m) w/Funnel Auger	3 1/2	1,6
	50657	S-3	35' (10,7 m) w/Funnel Auger	5	2,2
5/16" (8 mm)	56782	C-11C	25' (7,6 m) Inner Core w/Bulb Auger	4	1,8
	56792	C-13IC	35' (10,7 m) with Bulb Auger	5 1/2	2,5
	56787	C-21C	25' (7,6 m) Inner Core w/Drop Head Auger	4	1,8
	56797	C-23IC	35' (10,7 m) with Drop Head Auger	5 1/2	2,5

Tools Fit 1/2" (12 mm) IC Cables

C-44, C-45 and C-46

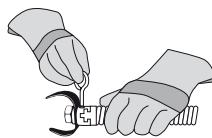
	Catalog No.	Model No.	Description	Repl. Blade(s)
	62850	T-101	Straight Auger	—
	62855	T-102	Funnel Auger	—
	62865	T-104	"H" Cutter, 2 1/2" (65 mm)	97800
	62870	T-105	Grease Cutter, 2 1/2" (65 mm)	97920
	62875	T-106	Grease Cutter 3 1/2" (87 mm)	97925
	62880	T-107	Spade Cutter, 1 3/4" (45 mm)	92850
	62930	T-112	4-Blade Cutter, 1 3/4" (45 mm)	97915
	62935	T-113	4-Blade Cutter, 3" (75 mm)	97910
	62940	T-114	Chain Knocker	97985
	54842	T-141	Knife Blade Cutter, 1 1/2" (40 mm)	54847
	54852	T-142	Knife Blade Cutter, 2 1/2" (65 mm)	97800
	54992	T-270	Tool Set: — T-102 Funnel Auger — T-142 Knife Blade Cutter — T-107 Spade Cutter — A-12 Pin Key	—
	92687		Drop Head Tool Adaptor 1/2" (12 mm)	—

TO ATTACH TOOL



SLIDE TOGETHER

TO REMOVE TOOL



INSERT PIN

For C-4, C-6, C-6IC, C-7, C-8, C-9, C-10, C-11, C-12, C-14, C-15, C-31, C-32, C-33, C-44, C-45, and C-46 & all IW Cables.

DRAIN CLEANING

K-750 Drum Machine



Cable advance



Cable retract



Model K-750 with C-100 shown above

For 3" (75 mm) to 8" (200 mm) Drain/Sewer Lines

- Powerful, self-contained machine ideal for lateral lines. Easy to transport, minimal set-up – attach a tool and go.
- Autofeed advances, retrieves cable with a push of a lever, up to 20' (6 m) per minute.
- Versatile AUTOFEED™ control adjusts for either 5/8" (16 mm) or 3/4" (20 mm) cable with a twist of a screwdriver.
- Recommend 5/8" (16 mm) cable for 3" (75 mm) to 6" (150 mm) drain lines up to 150' (48 m).
- Recommend 3/4" (20 mm) cable for 4" (110 mm) to 8" (250 mm) drain lines up to 200' (62 m).
- Cable spins at 200 RPM.
- Tough, corrosion-resistant cable drum withstands harsh treatment and abuse. It will not dent or corrode and cleans easily.
- Drum holds 100' (30,5 m) of 3/4" (20 mm) or 125' (35 m) of 5/8" (16 mm) cable and is designed for quick, easy removal.
- Well-balanced design gives machine a lightweight "feel." Transport wheels ease loading into service truck/van.
- Equipped with 550 W induction motor.
- Includes RIDGID® PVC drain cleaning gloves and operator's manual.

Standard 3/4" (20 mm) Tool Set Includes:

- T-406 Spade Cutter.
- T-407 Retrieving Auger.
- T-411 2" (50 mm) Cutter.
- T-413 3" (75 mm) Cutter.
- T-414 4" (110 mm) Cutter.

Standard 5/8" (16 mm) Tool Set Includes:

- T-403 3" (75 mm) P-Trap Cutter.
- T-407 Retrieving Auger.
- T-406 Spade Cutter.
- T-411 2" (50 mm) Cutter.
- T-413 3" (75 mm) Cutter.

Machine Options - AUTOFEED

Catalog No.	Model No.	Description	Weight	
			lb.	kg.
230V				
44152	K-750 w/C-75	Machine with RIDGID PVC Drain Cleaning Gloves, AUTOFEED, Standard 3/4" (20 mm) Tool Set and: C-75, 75' x 3/4" (23 m x 20 mm) Cable	206	93,6
44157	K-750 w/C-100	Machine with RIDGID PVC Drain Cleaning Gloves, AUTOFEED, Standard 3/4" (20 mm) Tool Set, and: C-100, 100' x 3/4" (30 m x 20 mm) Cable	234	106,3
44162	K-750 w/C-27	Machine with RIDGID PVC Drain Cleaning Gloves, AUTOFEED, Standard 5/8" (16 mm) Tool Set, and: C-27, 75' x 5/8" (23 m x 16 mm) Cable	182	82,7
44147	K-750	230 V, 50 Hz Machine with RIDGID PVC Drain Cleaning Gloves, 3/4" Pigtail	104	47,3
115V				
45612	K-750	115 V, 50 Hz Machine with RIDGID PVC Drain Cleaning Gloves, 3/4" Pigtail	104	47,3

DRAIN CLEANING

Inner Core (IC) Cables

Good flexibility and more cleaning power to the cable end.

	Catalog No.	Model No.	Description	Weight	
				lb.	kg
5/8" (16 mm)	92460	C-25	25' IC Cable (7,6 m)	24	10,9
	92465	C-26	50' IC Cable (15,2 m)	43	19,5
	92470	C-27	75' IC Cable (23 m)	63	28,6
	43647	C-24	100' IC Cable (30,5 m)	84	38,1
3/4" (20 mm)	92475	C-28	25' IC Cable (7,6 m)	30	13,9
	92480	C-29	50' IC Cable (15,2 m)	60	27,2
	41212	C-75	75' IC Cable (23 m)	93	42,5
	41697	C-100	100' IC Cable (30,5 m)	122	55,3

Hollow Core Cables

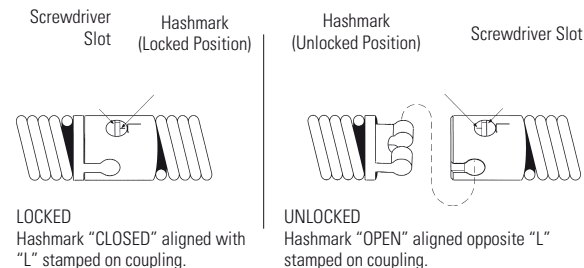
	Catalog No.	Model No.	Description	Weight	
				lb.	kg
5/8" (16 mm)	32737	C-27HC	75' HC Cable (23 m)	52 3/4	23,9
	58192	C-24HC	100' HC Cable (30,5 m)	70 1/2	32,1
3/4" (20 mm)	47427	C-75HC	75' HC Cable (23 m)	75	34,0
	47432	C-100HC	100' HC Cable (30,5 m)	100	45,5

Leaders and Pig Tails

	Catalog No.	Model No.	Description	Weight	
				lb.	kg
	92555	T-458	5/8" (16 mm) x 2' (50 mm) Leader	2	0,85
	92560	T-468	3/4" (20 mm) x 2' (50 mm) Leader	2 3/4	1,25
	44122	—	5/8" (16 mm) Pigtail, 4 1/2" (114 mm) Long	2 1/2	1,13
	44117	—	3/4" (20 mm) Pigtail, 6" (150 mm) Long	3 1/2	1,59

QUICK-CONNECT CABLE & TOOLS

Rotate pin one-half turn in either direction to quickly add cable or tools:



Coupling features stainless steel pin and spring; eliminates need for punches, stands, or expansion pins.

For C-24, C-25, C-26, C-27, C-28, C-29, C-75, C-100, C-27HC, C-24HC, C-75HC, and C-100HC.

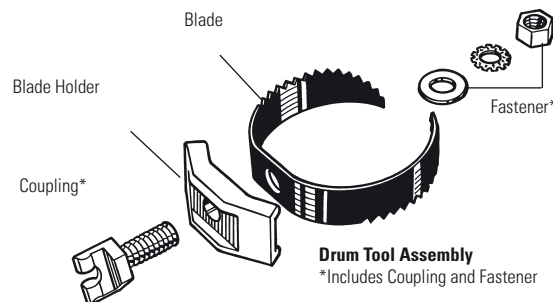
Tools and Replacement Blades – Fit 5/8" (16 mm) and 3/4" (20 mm) Cables

C-24, C-25, C-26, C-27, C-28, C-29, C-75, C-100, C-27HC, C-24HC, C-75HC and C-100HC

	Catalog No.	Model No.	Description	Replacement	
				Blade(s)	Holder
	92485	T-403	P-Trap Cutter, 3" (75 mm)	92835	92900
	92490	T-404	P-Trap Cutter, 3 1/2" (87 mm)	92840	92900
	92495	T-406	Spade Cutter, 1 3/4" (45 mm)	92850	92915
	92500	T-407	Retrieving Auger 2 5/16" (65 mm)	—	—
	92505	T-408	Sawtooth Cutter, 3" (75 mm)	92890	92915
	51762	T-409	H-D Bulb Auger, 1 3/4" (45 mm)	—	—
	92510	T-411	Double Cutter, 2" (50 mm)	92815	92905
	92515	T-412	Double Cutter, 2 1/2" (65 mm)	92820	92905
	92520	T-413	Double Cutter, 3" (75 mm)	92825	92910
	92525	T-414	Double Cutter, 4" (110 mm)	92830	92910
	92530	T-416	Double Cutter, 6" (150 mm)	92855	92910
	92535	T-432	3-Blade Cutter 2" (50 mm)	92860	92895
	92540	T-433	3-Blade Cutter 3" (75 mm)	92865	92895
	92545	T-434	3-Blade Cutter 4" (110 mm)	92870	92895
	92550	T-436	3-Blade Cutter 6" (150 mm)	92875	92895

Accessories

	Catalog No.	Model No.	Description	Weight	
				lb.	kg
	43637	T-458	Drum Assembly w/5/8" (16 mm) Pigtail	33	15
	41982	T-468	Drum Assembly w/3/4" (20 mm) Pigtail	37 1/2	17,0
	43642	—	AUTOFEED Assembly	8	3,5
	41992	—	C-100IC Kit w/Tools, 3/4" (20 mm) x 100' (30,5 m)	—	—
	49032	—	Front Guide Hose Assembly	3	1,3
	46015	E-453	Allen Wrench	—	—
	41937	—	RIDGID Leather Drain Cleaning Gloves	1/2	0,2
	70032	—	RIDGID PVC Drain Cleaning Gloves	1/2	0,2
	59360	A-3	Tool Box	5	2,3
				oz.	g
	31487	A-7570	5/8" (16 mm) Repair Splicer	1 1/2	43
	92805	A-6582	5/8" (16 mm) Male Coupling	1	28
	92810	A-6583	5/8" (16 mm) Female Coupling	2	57
	31492	A-7571	3/4" (20 mm) Repair Splicer	2	57
	92880	B-6840	3/4" (20 mm) Male Coupling	1	28
	92885	B-6841	3/4" (20 mm) Female Coupling	2	57



Drum Tool Assembly

*Includes Coupling and Fastener

DRAIN CLEANING

K-7500 Drum Machine



Standard Accessories

- T-406 – Spade Cutter.
- T-407 – Retrieving Auger.
- T-411 – 2" (50 mm) Double Cutter.
- T-413 – 3" (75 mm) Double Cutter.
- T-414B – 4" (110 mm) Double Cutter - (Blade only).
- T-416B – 6" (150 mm) Double Cutter - (Blade only).
- T-408 – Sawtooth Cutter.
- T-403 – 3" (75 mm) P-Trap Cutter.
- T-468 – 3/4" (20 mm) Flexible Leader.
- Tool Box, Hex Key, RIDGID PVC Drain Cleaning Gloves.

For 5/8" (16 mm) machine package (Catalog No. 61512), the T-468 Leader is replaced with the T-458 Leader and the 6" (150 mm) Double Cutter Blade is eliminated.

For 3" (75 mm) to 10" (250 mm) Lines

- The performance, cable control, durability, and maneuverability demanded by professional users. Ideal for any tough job, such as roots – up to 250' (76 m).
- Recommend 5/8" (16 mm) cable for 3" (75 mm) to 6" (150 mm) drain lines up to 250' (76 m).
- Recommend 3/4" (20 mm) cable for 4" (110 mm) to 10" (250 mm) drain lines up to 250' (76 m).
- Cable spins at 200 RPM.
- Powerful, yet quiet, 600 W universal motor and gearbox bear down as cutter engages tough obstructions.
- Provides audible and visual signals to operator.
- Inner-drum and ball bearing distributor arm work with motor/gearbox system to reduce chance of cable flip-over inside the drum.
- Main and inner drums won't rust, split or dent – ever, and clean easily for professional appearance. Main drum holds up to 100' (30,5 m) of 3/4" (20 mm) cable or 125' (38 m) of 5/8" (16 mm) cable.
- Powerful AUTOFEED™ mechanism has grease fittings and an open design for easy maintenance; advances and retrieves cable up to 22' (6,7 m) per minute.
- Two position stair climber eases transport and loading – eliminates extra cost for loading wheels.
- Narrow profile allows machine to fit through bathroom doors.
- Handles adjust to desired height to ensure balanced transport.
- Includes RIDGID® PVC drain cleaning gloves and operator's manual.

Machine Options – Power Feed

Catalog No.	Model No.	Description	Weight	
			lb.	kg
220-240V				
61542	K-7500	Machine w/3/4" (20 mm) Pigtail and Standard Accessories	150	86,2
61522	K-7500	Machine w/5/8" (16 mm) Pigtail and Standard Accessories	149	67,8
61512	K-7500 w/C-24	Machine, Standard Accessories, and 5/8" (16 mm) x 100' (30,5 m) Inner Core Cable	233	106
61517	K-7500 w/C-100	Machine, Standard Accessories, and 3/4" (20 mm) x 100' (30,5 m) Inner Core Cable	272	123,7

DRAIN CLEANING

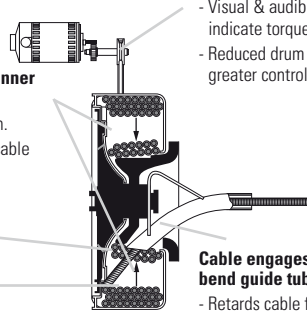
Cable Control & Performance – When Tool Engages Tough Obstructions

Cable contracts towards inner drum.

- Provides additional strength.
- Further protection against cable flip over inside the drum.

Under high torque

Under normal operating conditions



Motor slows while power builds.

- Visual & audible signals indicate torque increase.
- Reduced drum speed provides greater control.

Cable engages compound bend guide tube.

- Retards cable flip over inside the drum.

Inner Core (IC) Cables

Good flexibility and more cleaning power to the cable end.

	Catalog No.	Model No.	Description	Weight	
				lb.	kg
5/8" (16 mm)	92460	C-25	25' IC Cable (7,6 m)	24	10,9
	92465	C-26	50' IC Cable (15,2 m)	43	19,5
	92470	C-27	75' IC Cable (22,9 m)	63	28,6
	43647	C-24	100' IC Cable (30,5 m)	84	38,1
3/4" (20 mm)	92475	C-28	25' IC Cable (7,6 m)	30	13,9
	92480	C-29	50' IC Cable (15,2 m)	60	27,2
	41212	C-75	75' IC Cable (22,9 m)	93	42,5
	41697	C-100	100' IC Cable (30,5 m)	122	55,3

Hollow Core Cables

	Catalog No.	Model No.	Description	Weight	
				lb.	kg
5/8" (16 mm)	32737	C-27HC	75' HC Cable (23 m)	52 3/4	23,9
	58192	C-24HC	100' HC Cable (30,5 m)	70 1/2	32,1
3/4" (20 mm)	47427	C-75HC	75' HC Cable (23 m)	75	34,0
	47432	C-100HC	100' HC Cable (30,5 m)	100	45,5

Leaders and Pig Tails

	Catalog No.	Model No.	Description	Weight	
				lb.	kg
	92555	T-458	5/8" (16 mm) x 2' (50 mm) Leader	2	0,85
	92560	T-468	3/4" (20 mm) x 2' (50 mm) Leader	2 3/4	1,25
	44122	—	5/8" (16 mm) Pigtail, 4 1/2" (114 mm) Long	2 1/2	1,13
	44117	—	3/4" (20 mm) Pigtail, 6" (150 mm) Long	3 1/2	1,59

Tools and Replacement Blades – Fit 5/8" (16 mm) and 3/4" (20 mm) Cables

C-24, C-25, C-26, C-27, C-28, C-29, C-75, C-100, C-27HC, C-24HC, C-75HC and C-100HC

	Catalog No.	Model No.	Description	Replacement	
				Blade(s)	Holder
	92485	T-403	P-Trap Cutter, 3" (75 mm)	92835	92900
	92490	T-404	P-Trap Cutter, 3 1/2" (87 mm)	92840	92900
	92495	T-406	Spade Cutter, 1 3/4" (45 mm)	92850	92915
	92500	T-407	Retrieving Auger 2 3/8" (65 mm)	—	—
	92505	T-408	Sawtooth Cutter, 3" (75 mm)	92890	92915
	51762	T-409	H-D Bulb Auger, 1 3/4" (45 mm)	—	—
	92510	T-411	Double Cutter, 2" (50 mm)	92815	92905
	92515	T-412	Double Cutter, 2 1/2" (65 mm)	92820	92905
	92520	T-413	Double Cutter, 3" (75 mm)	92825	92910
	92525	T-414	Double Cutter, 4" (110 mm)	92830	92910
	92530	T-416	Double Cutter, 6" (150 mm)	92855	92910
	92535	T-432	3-Blade Cutter 2" (50 mm)	92860	92895
	92540	T-433	3-Blade Cutter 3" (75 mm)	92865	92895
	92545	T-434	3-Blade Cutter 4" (110 mm)	92870	92895
	92550	T-436	3-Blade Cutter 6" (150 mm)	92875	92895

Accessories

	Catalog No.	Model No.	Description	Weight	
				lb.	kg
	60042	A-7534D	Drum Assembly w/3/4" (20 mm) Pigtail	31	14
	61107	A-7558D	Drum Assembly w/5/8" (16 mm) Pigtail	30	13,6
	60047	A-75DR	Drum Only	20	9
	60032	A-75PF	AUTOFEED Assembly	10	4,5
	60037	—	AUTOFEED Spacers	—	—
	41992	—	C-100 IC Kit w/Tools 3/4" (20 mm) x 100' (30,5 m)	—	—
	49032	—	Front Guide Hose Assembly	3	1,3
	41937	—	RIGID Leather Drain Cleaning Gloves	1/2	0,2
	70032	—	RIGID PVC Drain Cleaning Gloves	1/2	0,2
	59360	A-3	Tool Box	5	2,3
				oz.	g
	31487	A-7570	5/8" (16 mm) Repair Splicer	1 1/2	43
	92805	A-6582	5/8" (16 mm) Male Coupling	1	28
	92810	A-6583	5/8" (16 mm) Female Coupling	2	57
	31492	A-7571	3/4" (20 mm) Repair Splicer	2	57
	92880	B-6840	3/4" (20 mm) Male Coupling	1	28
	92885	B-6841	3/4" (20 mm) Female Coupling	2	57

QUICK-CONNECT CABLE & TOOLS

Rotate pin one-half turn in either direction to quickly add cable or tools: Screwdriver Slot

Screwdriver Slot

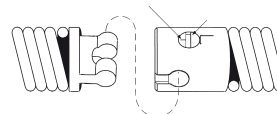
Hashmark (Locked Position)



LOCKED Hashmark "CLOSED" aligned with "L" stamped on coupling.

Coupling features stainless steel pin and spring; eliminates need for punches, stands, or expansion pins.

Hashmark (Unlocked Position)



UNLOCKED Hashmark "OPEN" aligned opposite "L" stamped on coupling.

DRAIN CLEANING

K-50 Sectional Machine



Model K-50-8 includes:

- K-50 Machine.
- A-17-A, Adapter includes: 25' (7,6 m) x 5/16" (8 mm) C-1 Bulb Auger Cable.
- A-17-B, Adapter includes: 35' (10,7 m) x 3/8" (10 mm) C-5 Bulb Auger Cable.
- A-1 RIDGID Drain Cleaning Mitt.

For 3/4" (20 mm) to 4" (110 mm) Drain Lines

- Compact, versatile, professional's machine. Capable of running three different size cables: 5/16" (8 mm), 3/8" (10 mm) and 5/8" (16 mm). The perfect, all-around sink, shower and floor drain machine. Weighs less than 40 lbs (18 kg).
- Unique, easy-to-use, instant-acting cable clutch maximizes operator control:
 - Pull handle down and cable spins at 400 RPM.
 - Release handle, cable stops instantly.
- Uses sections of 5/8" (16 mm) cable, cleans 1 1/4" (32 mm) to 4" (110 mm) lines up to 100' (30 m).
 - C-8 best for 1 1/4" (32 mm) - 3" (75 mm) drains.
 - C-9 best for 2" (50 mm) - 4" (110 mm) drains.
- Equipped with an A-17 adapter, runs up to 50' (15 m) of 5/16" (8 mm) or 35' (11 m) of 3/8" (10 mm) continuous length cable.
 - 5/16" (8 mm) best for 3/4" (20 mm) to 1 1/2" (40 mm) lines.
 - 3/8" (10 mm) best for 1 1/4" (32 mm) to 2" (50 mm) lines.
- Equipped with 300 W motor.
- Includes A-1 RIDGID® drain cleaning mitt and operator's manual.

Machine Options






Catalog No.	Model No.	Description	Weight	
			lb.	kg
230V				
11971	K-50	Machine with A-1 RIDGID drain cleaning mitt	37	16,8
11981	K-50-6	Machine, with: – A-17-A Adapter – A-30 Cable Kit	67	30,4
11991	K-50-7	Machine, with: – A-17-B adapter – A-30 cable kit	74	33,6
12001	K-50-8	Machine, with: – A-17-A Adapter – A-17-B Adapter – A-30 Cable Kit	67	30,4

A-30 Cable Kit Includes:

- Six Sections C-8, 7 1/2' (2,3 m) x 5/8" (16 mm) Cable [45' (13,7 m)].
- A-10 Cable Carrier.
- T-201 Straight Auger.
- T-202 Bulb Auger.
- T-205 "C" Cutter.
- T-211 Spade Cutter.
- A-13 Coupling Pin Key.
- A-14-6 Rear Guide Hose.
- A-1 Left-Hand RIDGID Drain Cleaning Mitt.

DRAIN CLEANING


Cables

	Catalog No.	Model No.	Description	Weight		
				lb.	kg	
5/16" (8 mm)		62225	C-1	25' (7,6 m) with Bulb Auger	3 1/2	1,6
		56782	C-11C	25' (7,6 m) Inner Core w/Bulb Auger	4	1,8
		89400	C-21	50' (15,2 m) with Bulb Auger	7	3,2
		62235	C-2	25' (7,6 m) with Drop Head Auger	3 1/2	1,6
		56787	C-21C	25' (7,6 m) Inner Core with Drop Head Auger	4	1,8
		89405	C-22	50' (15,2 m) with Drop Head Auger	7	3,2
3/8" (10 mm)		62245	C-4	25' (7,6 m) w/ Male Coupling	4 1/2	2,0
		62250	C-5	35' (10,7 m) w/ Bulb Auger	8 1/4	3,8
		62260	C-6	35' (10,7 m) w/ Male Coupling	8 1/4	3,8
		96037	C-61C	35' (10,7 m) IC w/ Male Coupling	8 1/2	4,0
5/8" (16 mm)		62265	C-7	7 1/2' (2,3 m) Tight-Wind	4	1,8
		62270	C-8	7 1/2' (2,3 m) All-Purpose Wind	3	1,4
		51317	C-9	10' (3,1 m) Heavy-Duty Wind	4 3/4	2,1







Cable Kits

Catalog No.	Model No.	Cable	Tools & Accessories	Weight	
				lb.	kg
59365	A-30	Six Sections: C-8, 5/8" x 7 1/2' (45', 13,7 m)	T-201 Straight Auger T-202 Bulb Auger T-205 "C" Cutter T-211 Spade Cutter A-13 Coupling Pin Key A-10 Cable Carrier A-14-6 Rear Guide Hose A-1 Left-Hand RIDGID Drain Cleaning Mitt	20	9,1
59370	A-30TW	Six Sections: C-7, 5/8" x 7 1/2' (45', 13,7 m) Tight-Wind	Same as A-30	30	13,6
52962	A-40	Six Sections: C-9, 5/8" x 10' (60', 18,3 m)	T-206 Funnel Auger T-215 4-Blade Cutter T-231 "C" Cutter A-13 Coupling Pin Key A-10 Cable Carrier A-14-10 Rear Guide Hose A-1 Left-Hand RIDGID Drain Cleaning Mitt	37	16,8

Adapters

Catalog No.	Model No.	Description	Weight		
			lb.	kg	
	59250	A-17-A	Adapter With 25' (7,6 m) x 5/16" (8 mm) Cable w/Bulb Auger	8	3,6
	59255	A-17-B	Adapter With 35' (10,7 m) x 3/8" (10 mm) Cable w/Bulb Auger	13	5,9

Accessories

Catalog No.	Model No.	Description	Weight		
			lb.	kg	
	59235	A-14-6	6' (1,8 m) Rear Guide Hose	5	2,3
	84325	A-14-10	10' (3 m) Rear Guide Hose	7	3,2
	59270	A-18	Front Guide Hose Assembly	9	4,1
	59210	A-10	Cable Carrier Holds 90' (27 m) C-8, C-9	3 1/4	1,5
	59205	A-1	Left-Hand RIDGID Drain Cleaning Mitt	1/2	0,2
	59295	A-2	Right-Hand RIDGID Drain Cleaning Mitt	1/2	0,2
	59230	A-13	Pin Key For 5/8" (16 mm) Cable	1/8	0,1
	59450	A-3179	K-50 Jaw Set	1 1/2	0,7

Tools - Fits 3/8" (10 mm) and 5/8" (16 mm) cables

C-4, C-6, C-7, C-8 and C-9

Catalog No.	Model No.	Description	Replacement Blade(s)	
	62990	T-201	Straight Auger, 5' (125 mm) Long	—
	62067	T-201A	Straight Flex Auger	—
	62995	T-202	Bulb Auger, 1 1/8" (28 mm) O.D.	—
	63000	T-203	Bulb Auger, 7/8" (22 mm) O.D.	—
	54837	T-204	"C" Cutter 1" (25 mm)	54832
	63005	T-205	"C" Cutter 1 3/8" (35 mm)	97835
	63010	T-206	Funnel Auger, 3" (75 mm) Long	—
	63015	T-207	Spiral Cutter, 1 1/4" (32 mm)	97840
	63020	T-208	Spiral Cutter, 1 1/2" (40 mm)	97895
	63025	T-209	Spiral Cutter, 2" (50 mm)	97900
	63030	T-210	Spade Cutter, 1" (25 mm)	97905
	63035	T-211	Spade Cutter, 1 3/8" (35 mm)	97825
	63040	T-212	Spade Cutter, 1 3/4" (44 mm)	92850
	63045	T-213	4-Blade Cutter, 1" (25 mm)	97795
	63050	T-214	4-Blade Cutter, 1 3/8" (35 mm)	97910
	63055	T-215	4-Blade Cutter, 1 3/4" (44 mm)	97915
	63060	T-216	Chain Knocker, 2" (50 mm)	98000
	63065	T-217	Drop Head, 4" (110 mm) Long	—
	63280	T-218	Flue Brush, 3" (75 mm)	—
	63070	T-219	Flue Brush, 2 1/2" (65 mm)	—
	63080	T-220	Flue Brush, 2" (50 mm)	—
	63220	T-221	Flue Brush, 1 1/2" (40 mm)	—
	55457	T-225	Retrieving Auger	—
	52812	T-230	H-D "C" Cutter, 2" (50 mm)	92815
	52817	T-231	H-D "C" Cutter, 2 1/2" (65 mm)	92820
	52822	T-232	H-D "C" Cutter, 3" (75 mm)	92835
	48482	T-250	Tool Set includes: T-203, T-205, T-210, T-217, A-13	—

DRAIN CLEANING

K-60SP Sectional Machine



K-60SP-SE shown above includes:

- K-60SP Machine.
- A-1 RIDGID Drain Cleaning Mitt.
- A-60-12 Rear Guide Hose.
- A-62 Cable Kit, includes:
 - A-8 Cable Carrier.
 - Five Sections Of C-10, 7/8" (22 mm) Cable, Total 75' (23 m).
- A-61 Tool Kit, includes:
 - T-101 Straight Auger.
 - T-102 Funnel Auger.
 - T-107 Spade Cutter.
 - T-125 Retrieving Auger.
 - T-150-1 Sharktooth Cutter.
 - A-3 Tool Box.
 - A-12 Pin Key.

For 1 1/4" (32 mm) to 6" (150 mm) Drain Lines

- A compact machine for institutional, commercial or residential cleaning. Also ideal for septic tank vacuum truck operators. Small enough to fit into cramped spaces, yet powerful enough to clear tough blockages.
- Ideal for rooftop vent stacks. Rear handle allows for easy transporting up ladders and onto rooftops.
- Unique, easy-to-use, instant-acting cable clutch maximizes operator control.
 - Push handle down, cable spins at 600 RPM.
 - Release handle, cable stops instantly.
- Simple adjustment knob allows unit to spin both 7/8" (22 mm) and 5/8" (16 mm) diameter cable. Adjusts in seconds.
 - 7/8" (22 mm) cable (C-10) cleans 2" (50 mm) to 6" (150 mm) lines through 150 feet (46 m).
 - 5/8" (16 mm) cable (C-7, C-8, C-9) cleans 1 1/4" (32 mm) to 4" (110 mm) lines through 125 feet (38 m).
- Remove only two bolts to access jaw set for cleaning or replacement. Removal of same bolts provides access to belt drive.
- Equipped with 700 W motor.
- Includes A-1 RIDGID® drain cleaning mitt and operator's manual.

Machine Options

Catalog No.	Model No.	Description	Weight	
			lb.	kg
220-240V				
66467	K-60SP	Machine with RIDGID Drain Cleaning Mitt, A-12 Pin Key, and A-60-12 Rear Guide Hose	43	19,5
66472	K-60SP-SE	Machine with RIDGID Drain Cleaning Mitt, A12 Pin Key, and A-60-12 Rear Guide Hose, plus: A-61 Tool Kit, A-62 Cable Kit	107	48,5
94497	K-60SP-SE-A25	Machine with RIDGID Drain Cleaning Mitt, A-61 Tool Kit, A-62 cable kit, A-25 cable & tools kit	123	56
66477	K-60 SE A30	Machine with RIDGID Drain Cleaning Mitt, A-60-12 Rear Guide Hose, plus: A-61 Tool Kit, A-62 Cable Kit, A-30 Cable Kit	127	57,5

K-60SP-SE A25 includes extra the A-25 cable set:

- 5 sections of C-8 cables (16 mm x 2,3 m).
- A-10 cable carrier.
- T-201 straight auger.
- T-202 funnel auger.
- T-205 "C" grease cutter.
- A-13 pin key.

DRAIN CLEANING

Cables and Leaders

	Catalog No.	Model No.	Description	Weight		
				lb.	kg	
7/8" (22 mm)	Sectional	62275	C-10	15' (4,6 m) All-Purpose WWind 7/8" (22 mm) Trap Leader	9 1/2	4,3
		30007	T-127	15' Cable with Inner Core (4,6 m)	2	0,9
		25036	C-10 IC	15' Cable with Inner Core (4,6 m)	-	-
5/8" (16 mm)	Sectional	51317	C-9	10' Heavy-Duty* (3 m)	5	2,2
		62270	C-8	7 1/2' All-Purpose Wind* (2,3 m)	3	1,4
		62265	C-7	7 1/2' Tight-Wind* (2,3 m)	4	1,8
		25046	C-8 IC	7 1/2' Cable with Inner Core (2,3 m)	-	-

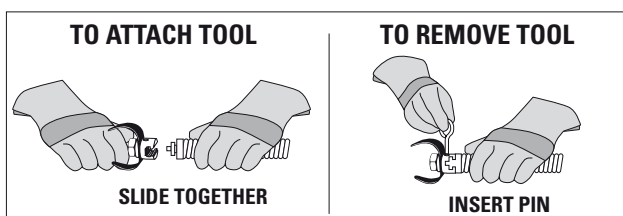
*Tools for C-7, C-8 and C-9 Cables see page 12.25.

Cable Kits and Tool Kit

Image	Catalog No.	Model No.	Description	Weight	
				lb.	kg
	61630	A-62	Standard Equipment Cable Kit for K-60-SE, includes: - Five Sections C-10, 7/8" (22 mm) x 15' (4,6 m) Cable - A-8 Cable Carrier	43	19,5
	61625	A-61	Standard Equipment Tool Kit for K-60-SE, includes: - T-101 Straight Auger - T-102 Funnel Auger - T-107 Spade Cutter - T-125 Retriving Auger - T-150-1 Sharktooth Cutter - A-3 Tool Box - A-12 Pin Key	8	3,6
	94492	A-25	5/8" (16 mm) Cable Kit, includes: Five Sections C-8, 5/8" (16 mm) x 7 1/2" (2,3 m) Cable 37,5' (11,5 m) - A-10 Cable Carrier - T-201 Straight Auger - T-202 Bulb Auger - T-205 "C" Cutter - A-13 Coupling Pin Key	18	8,2
	59365	A-30	Standard Equipment Cable Kit for K-60 SE A30, includes: - Six sections C-8, 5/8" (16 mm) x 7 1/2" (2,3 m) Cable 45' (13,8 m) - A-10 Cable Carrier - T-201 Straight Auger - T-202 Bulb Auger - T-205 "C" Cutter - T-211 Spade Cutter - A-1 Left Hand Mitt - A-14-6 Rear Guide Hose 1,8 m long - A-13 Coupling Pin Key	27	12,2

Carbide Tip Tools (For Cement Blockages)

Catalog No.	Description
67132	For 5/8" (16 mm) Cable 3/4" (19 mm) Wide
67137	For 5/8" (16 mm) Cable 1" (25 mm) Wide
67142	For 7/8" (22 mm) Cable 1" (25 mm) Wide



For C-4, C-6, C-6IC, C-7, C-8, C-9, C-10, C-11, C-12, C-14, C-15, C-31, C-32, C-33, C-44, C-45, and C-46 & all IW Cables.

Tools – Fits 7/8" Sectional Cable (C-10)

Image	Catalog No.	Model No.	Description	Replacement Blade(s)
	62850	T-101	Straight Auger	—
	62855	T-102	Funnel Auger	—
	27642	T-125	Retrieving Auger	—
	62860	T-103	Sawtooth Cutter, 2 1/2" (65 mm)	98070
	62865	T-104	"H" Cutter, 2 1/2" (65 mm)	97800
	62870	T-105	Grease Cutter, 2 1/2" (65 mm)	97920
	62875	T-106	Grease Cutter, 3 1/2" (89 mm)	97925
	62880	T-107	Spade Cutter, 1 3/4" (45 mm)	92850
	62915	T-109	Spiral Sawtooth Cutter, 1 1/2" (45 mm)	97930
	62920	T-110	Spiral Sawtooth Cutter, 2 1/4" (57 mm)	97935
	62925	T-111	Spiral Sawtooth Cutter, 3" (75 mm)	92890
	62930	T-112	4-Blade Cutter, 1 3/4" (45 mm)	97915
	62935	T-113	4-Blade Cutter, 3" (75 mm)	97940
	62940	T-114	Chain Knocker	97985
	98050	T-150	Sharktooth Cutter 3" (75 mm) and 4" (110 mm)	See Below
	98055	T-150-1	Sharktooth Cutter 3" (75 mm) Blade	98005
	98060	T-150-2	Sharktooth Cutter 4" (110 mm) Blade	98010
	54842	T-141	Knife Blade Cutter 1 1/2" (40 mm)	—
	54852	T-142	Knife Blade Cutter 2 1/2" (65 mm)	—

Accessories

Image	Catalog No.	Model No.	Description	Weight	
				lb.	kg
	59360	A-3	Tool Box	5	2,3
	59205	A-1	Left-Hand RIDGID Drain Cleaning Mitt	1/2	0,2
	59295	A-2	Right-Hand RIDGID Drain Cleaning Mitt	1/2	0,2
	59225	A-12	Pin Key For 7/8" (22 mm) Cable	1/8	0,1
	59230	A-13	Pin Key For 5/8" (16 mm) Cable	1/8	0,1
	61615	A-60-12	12' (3,7 m) Rear Guide Hose For K-60	12	5,5
	76575	A-60-16	16' (4,9 m) Rear Guide Hose For K-60	15 1/2	7,0
	59445	A-5	Grease Gun	1/2	0,2
	59470	A-8	Cable Carrier (Holds 75' (23 m) 7/8" (22 mm) Cable/C-10)	5 1/2	2,5
	59210	A-10	Cable Carrier (Holds 45' (14 m) 7/8" (22 mm) Cable/C-10) (Holds 90' (27 m) 5/8" (16 mm) Cable/C-7, C-8, C-9)	3 1/2	1,5
	59425	A-36	Cable Caddy	15	6,8
	65687	—	K-60SP Replacement Jawset	3/4	0,3

DRAIN CLEANING

K-1500SP Sectional Machine



For 2" (50 mm) to 10" (250 mm) Drain and Sewer Lines

- The finest all-around sewer and drain cleaning machine. One man can easily clean the heaviest blockages – indoors or out. High-speed cleaning gets the job done faster...better.
- Unique, easy-to-use, instant-acting cable clutch maximizes operator control:
 - Pull handle down, cable spins at constant 600 RPM.
 - Release handle, cable stops instantly.
- Wheels to the job site – sets up fast, cleans up fast.
- Equipped to run, easy to handle, 15-foot (4,6 m) sections of 1 1/4" (32 mm) cable to clean 3" (75 mm) to 10" (250 mm) lines to 300' (91 m).
- Easy clutch jaw change-out adapts K-1500 to run 15-foot (4,6 m) sections of 7/8" (22 mm) cable through 2" (50 mm) to 4" (110 mm) lines up to 175' (53 m).
- Equipped with full 1500 W motor and heavy-duty rotary switch.
- 10" solid ball bearing wheels.

Machine Options – A Frame

Catalog No.		Model No.	Description	Weight	
115V-60Hz	240-50Hz			lb.	kg
45302	45312	K-1500A Only	Machine with A-1 RIDGID Drain Cleaning Mitt, A-12 Pin Key, and A 34-12 Rear Guide Hose	132	60
45307	45317	K-1500A SE	Machine with A-1 RIDGID Drain Cleaning Mitt, A-12 Pin Key, and A-34-12 Rear Guide Hose, Plus SE Tool Kit (see below)	254	115



Model K-1500A SE shown above includes:

- K-1500 Machine Plus:
- Seven Sections of 1 1/4" (C-11) Cable, Total 105' (32 m).
- Two A-8 Cable Carriers.
- Tool Set includes:
 - T-1 Straight Auger.
 - T-50-1 Sharktooth Cutter.
 - T-3 Funnel Auger.
 - T-6 Retrieving Auger.
 - T-8 Grease Cutter.
 - A-3 Tool Box.
 - T-13 Sawtooth Cutter.

Instant-Acting Clutch



Engage clutch, cable spins



Release handle, cable stops instantly

Cable Kits and Tool Kit

	Catalog No.		Model No.	Description	Weight	
	61630	61625			lb.	kg
	61630		A-62	7/8" (22 mm) Cable Kit Includes – Five Sections C-10, 7/8" (22 mm) x 15' (4,6 m) Cable – A-8 Cable Carrier	43	19,5
		61625	A-61	7/8" (22 mm) Cable Kit Includes – T-101 Straight Auger – T-102 Funnel Auger – T-107 Spade Cutter – T-125 Retriving Auger – T-150-1 Sharktooth Cutter – A-3 Tool Box – A-12 Pin Key	8	3,6

For K-1500SP Cables, Tools and Accessories, see Page 12.24-12.25.

K-1500G Sectional Machine



For 2" (50 mm) to 10" (250 mm) Drain/Sewer Lines

- A gasoline engine makes the Model K-1500G well-suited for cleaning lines in remote locations where electrical power is unavailable. Cuts through roots fast.
- Unique, easy-to-use, instant-acting cable clutch maximizes operator control.
 - Pull down on the handle and the cable spins at 600 RPM.
 - Release handle, cable stops instantly.
- Comes equipped to use 1 1/4" (32 mm) cable to clean 3" (75 mm) to 10" (250 mm) lines through 300 feet (92 m).
- 6 HP gasoline engine drives cable via four-speed transmission. Allows the operator to vary the cable spinning speed to fit the application. Forward speeds of 333, 425 and 500 RPM, and a reverse speed of 250 RPM.
- Low-profile, four-wheel cart easily rolls to the job. Guards against machine upset and possible fuel spillage.
- Includes A-1 RIDGID® drain cleaning mitt and operator's manual.



Model K-1500G with C-14 shown above

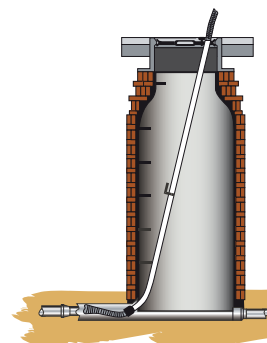
Machine Options

Catalog No.	Model No.	Description	Weight	
			lb.	kg
44587	K-1500G	Machine Only with A-1 RIDGID Drain Cleaning Mitt, A-12 Coupling Pin Key and A-34-10 Rear Guide Hose, A-369-X 1 1/4" (32 mm) Jaw Set	190	86,4
48462	K-1500G w/C-14	Machine with Standard Equipment, includes: – Ten Sections Of C-14 Cable, Total 150 Feet (45,7 m) – Three A-8 Cable Carriers – A-1 Left-Hand RIDGID Drain Cleaning Mitt – A-12 Coupling Pin Key – A-34-12 Rear Guide Hose – A-2864 Hex Key – A-3516 Hex Key – A-3 Tool Box – T-2 Heavy-Duty Straight Auger – T-4 Heavy-Duty Funnel Auger – T-6 Retrieving Auger – T-8 Grease Cutter – T-13 Sawtooth Cutter – T-50 Sharktooth Cutter	350	159

For K-1500G Cables, Tools and Accessories, see Page 12.24-12.25.

Machine Dimensions:

- Width Wheel to Wheel: 26" (66 cm)
- Length Including Kickstand: 28" (71 cm)
- Ground to Top of Handle: 38" (97 cm)
- Back of Handle to Front: 49" (124 cm)
- Ground to Top of Housing Shell: 27" (69 cm)



A-17 Manhole Guide Pipe

Adjusts 7' (2,1 m) to 12' (3,7 m) supports cables, locks into place quickly.

DRAIN CLEANING

K-1500SP & K-1500G Sectional Machines


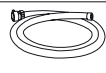

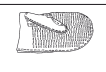


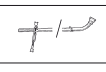

Cables, Tools and Accessories

Cables, Leaders and Cable Kits

	Catalog No.	Model No.	Description	Weight	
				lb.	kg
7/8" (22 mm)	62275	C-10	15' (4,6 m) All-Purpose Wind Requires A-368-X Jawset	9½	4,3
	25036	C-10 IC	15' (4,6 m) Inner Core Cable Requires A-368-X Jawset	10	4,5
1 1/4" (32 mm)	62280	C-11	15' (4,6 m) Standard All-Purpose Wind. 3/8" (10 mm) Pitch. Good for 4" (110 mm) Traps, 3" (75 mm) - 8" (200 mm) Lines	16	7,3
	25046	C-11IC	15' (4,6 m) Inner Core Cable		
	62285	C-12	15' (4,6 m) Extra-Heavy-Duty Wind. 3/8" (10 mm) Pitch. Recommended For 4" (110 mm) - 10" (250 mm) Long Runs, No 4" (110 mm) Traps	19	8,6
	62295	C-14	15' (4,6 m) Extra-Flexible Wind. 1/2" (13 mm) Pitch. Recommended For 3" (75 mm) - 10" (250 mm) Lines Through Cleanout, No 4" (110 mm) Traps	16	6,8
	62300	C-15	15' (4,6 m) Extra-Flexible Wind. 1/2" (13 mm) Pitch. Recommended For 3" (75 mm) - 6" (150 mm) Lines Good for Traps	12	5,5
	63090	T-27	1 1/4" (32 mm) x 25' (63,5 cm) Leader	2¾	1,2

















To adapt K-1500 to run 7/8" (22 mm) cable requires A-368X Jawset (Cat. No. 59325) and 1/8" (22 mm) Cable Kit.

Accessories

	Catalog No.	Model No.	Description	Weight	
				lb.	kg
	59470	A-8	Cable Carrier 60-Foot (18 m) Capacity 1 1/4" (32 mm)	5½	2,5
	59475	A-9	Cable Carrier 150-Foot (45,7 m) Capacity 1 1/4" (32 mm)	14	6,4
	59415	A-34-10	10-Foot (3,1 m) Rear Guide Hose	13¾	6,2
	59395	A-34-12	12-Foot (3,7 m) Rear Guide Hose	20	9,1
	59400	A-34-16	16-Foot (4,9 m) Rear Guide Hose	26½	12,0
	59300	A-20	8-Foot (2,4 m) Front Guide Hose Assembly	25	11,4
	59205	A-1	Left-Hand RIDGID Drain Cleaning Mitt	½	0,2
	59295	A-2	Right-Hand RIDGID Drain Cleaning Mitt	½	0,2
	59360	A-3	Tool Box	5	2,3
	59225	A-12	Coupling Pin Key	1/8	0,1
	59440	A-4	Trap Spoon 30" (76 cm)	1¾	0,8
	59240	A-17	Manhole Guide Pipe	23	10,4
	59320	A-369X	1 1/4" (32 mm) Replacement Jawset	¾	0,3

DRAIN CLEANING

Tools – Fits 1/4" (32 mm) Sectional Cable (C-11, C-12, C-14 and C-15)

	Catalog No.	Model No.	Description	Replacement Blade(s)
	62840	T-1	Straight Auger	—
	61800	T-2	Heavy-Duty Straight Auger	—
	63105	T-3	Funnel Auger	—
	61790	T-4	Heavy-Duty Funnel Auger	—
	63190	T-5	Straight Retrieving Auger	—
	63195	T-6	Funnel Retrieving Auger Run Machine In Reverse	—
	63200	T-7	Hook Auger	—
	63205	T-8	Grease Cutter, 2 1/2" (65 mm)	97920
	63210	T-9	Grease Cutter, 3 1/2" (89 mm)	97925
	62845	T-10	Grease Cutter, 4 1/2" (114 mm)	97865
	59480	T-11	"H" Cutter, 2 1/2" (65 mm)	97800
	59485	T-12	"H" Cutter, 3 1/2" (89 mm)	97945
	61970	T-13	Sawtooth Cutter, 2 1/2" (65 mm)	98070
	61975	T-14	Sawtooth Cutter, 3 1/2" (89 mm)	98075
	61770	T-15A	Expanding Cutter, 4" - 6" (110 - 150 mm)	62970
	61825	T-15B	Expanding Cutter, 6" - 8" (150 - 200 mm)	62980
	61960	T-16	Spiral Bar Cutter, 4" (110 mm)	97855
	61850	T-17	Spiral Bar Cutter, 6" (150 mm)	97955
	61855	T-18	Spiral Bar Cutter, 8" (200 mm)	97960
	59625	T-21	Spiral Sawtooth Cutter, 2 1/2" (65 mm)	97965
	63075	T-23	Spiral Sawtooth Cutter, 3" (75 mm)	97970
	63085	T-23	Spiral Sawtooth Cutter, 4" (110 mm)	97850
	59765	T-24	4-Blade Cutter, 2 1/2" (65 mm)	97940
	59770	T-25	4-Blade Cutter, 3 1/2" (89 mm)	97975
	59775	T-26	4-Blade Cutter, 4 1/2" (114 mm)	97805
	59780	T-26A	4-Blade Cutter, 5 1/2" (140 mm)	97980
	63110	T-31	Chain Knocker, For 3" - 4" Pipe (75 - 110 mm)	97985
	63115	T-32	Chain Knocker, For 6" Pipe (150 mm)	97990
	63120	T-33	Chain Knocker, For 8" Pipe (200 mm)	97995
	63145	T-38	Flue Brush, 1 1/2" (40 mm)	—
	63150	T-39	Flue Brush, 2" (50 mm)	—
	63155	T-40	Flue Brush, 2 1/2" (65 mm)	—
	63160	T-41	Flue Brush, 3" (76 mm)	—
	63165	T-42	Flue Brush, 3 1/2" (89 mm)	—
	63170	T-43	Flue Brush, 4" (110 mm)	—
	63175	T-44	Flue Brush, 4 1/2" (114 mm)	—
	63240	T-45	Flue Brush, 5" (127 mm)	—
	63180	T-46	Flue Brush, 5 1/2" (140 mm)	—
	63145	T-47	Flue Brush, 6" (150 mm)	—
	98030	T-50	Three Blade 3 - 4 - 5" (75 - 110 - 127 mm)	See Below
	98035	T-50-1	Sharktooth Cutter, 3" (75 mm)	98005
	98040	T-50-2	Sharktooth Cutter, 4" (110 mm)	98010
	98045	T-50-3	Sharktooth Cutter, 5" (127 mm)	98015

DRAIN CLEANING

K-1000 Rodder Machine




For 8" (200 mm) to 24" (600 mm) Drain/Sewer Lines

- A rugged, compact machine well-suited for straight main line work in municipalities, universities, institutions and industry. Drives sectional sewer rods through long, straight runs of larger diameter pipe – up to 500 feet (150 m).
- Equipped with a 6 HP gasoline engine and forward/reverse transmission. Rod rotates at 133 RPM in forward and reverse at full throttle.
- Spring-loaded throttle control is hand operated. Varies rod speed within range. Returns engine speed to idle and disengages clutch when operator releases throttle.
- Adjustable torque limiter minimizes kinking of rods and excessive torque through transmission system.
- Large 10" (250 mm) wheels on frame for optimal transport.

Machine Options

Catalog No.	Model No.	Description	Weight	
			lb.	kg
59175	K-1000	Rodder Machine, includes: – B-3542 Rod Driver – A-2704 Tool Driver – A-3567 Drive Pin – R-0 Rod Turner – A-4558 Torque Adapter – A-12 Coupling Pin Key – A-1 Left-Hand RIDGID Drain Cleaning Mitt – A-2 Right-Hand RIDGID Drain Cleaning Mitt	160	75
84295	K-1000	Rodder Machine, same as above, plus: – 20 Sections of A-2475, 5/8" (8 mm) Rod, Total of 100 Feet (30 m) – T-300 Spear Head Cutter – T-317 Auger – T-326 Pick-Up Tool	210	95

Rods

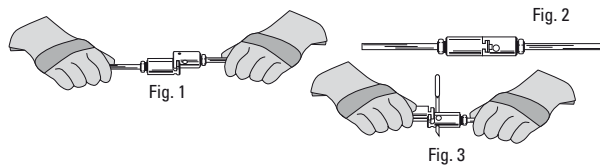
	Catalog No.	Model No.	Description	Weight	
				lb.	kg
	60355	A-2474	3' (0,9 m) Solid Sectional Rod, Includes: R-1 Male and R-2 Female Couplings	1¼	0,6
	60360	A-2475	5' (1,5 m) Solid Sectional Rod, Includes: R-1 Male and R-2 Female Couplings	1¾	0,8
	60365	A-2476	10' (3,0 m) Solid Sectional Rod, Includes: R-1 Male and R-2 Female Couplings	3	1,4

Accessories

Image	Catalog No.	Model No.	Description	Weight	
				lb.	kg
	59835	K-10	Complete Set of Quick-Connect Rod Couplings: One Each R-1 and R-2	3/8	0,2
	59560	R-1	Male Rod Coupling	1/4	0,1
	59555	R-2	Female Rod Coupling	1/8	0,1
	61875	R-7	Male Tool Coupling, connects Tool Adapter to Rodding Tool	1/2	0,2
	61885	R-8	Female Tool Coupling, connects Tool to Tool Adapter	1/2	0,2
	60700	A-2704	Tool Adapter, includes R-2 and R-7 Couplings	2 1/4	1,0
	62170	B-3542	Rod Holder For K-1000	3 3/8	1,5
	62815	R-0	Rod Turner, used to manually turn Rods in short runs	3 1/4	1,5
	59205	A-1	Left-Hand RIDGID Drain Cleaning Mitt	1/2	0,2
	59295	A-2	Right-Hand RIDGID Drain Cleaning Mitt	1/2	0,2
	59360	A-3	Tool Box	5	2,3
	59225	A-12	Coupling Pin Key	1/8	0,1

Tools

Image	Catalog No.	Model No.	Description	Weight	
				lb.	kg
	62045	T-300	Spear Head	1 1/8	0,8
	62050	T-301	Round Stock Corkscrew, 1 1/2" (40 mm)	1 1/4	0,6
	62055	T-302	Round Stock Corkscrew, 2" (50 mm)	1 1/2	0,7
	62060	T-303	Round Stock Corkscrew, 2 1/2" (65 mm)	1 3/4	0,8
	62065	T-304	Round Stock Corkscrew, 3" (75 mm)	1 3/4	0,8
	62075	T-306	Double Corkscrew, 3" (75 mm)	2 1/4	1,0
	62080	T-307	Double Corkscrew, 4" (110 mm)	2 1/2	1,1
	62085	T-308	Double Corkscrew, 5" (125 mm)	2 3/4	1,2
	62090	T-309	Square Stock Corkscrew, 3" (75 mm)	2 1/4	1,0
	62095	T-310	Square Stock Corkscrew, 4" (110 mm)	2 1/2	1,1
	62100	T-311	Square Stock Corkscrew, 5" (125 mm)	3 1/4	1,5
	62105	T-312	Square Stock Corkscrew, 6" (150 mm)	3 3/4	1,7
	62370	T-313	Square Stock Corkscrew, 8" (200 mm)	6 1/2	3,0
	62375	T-314	Square Stock Corkscrew, 10" (250 mm)	7 1/2	3,4
	62110	T-316	Auger, 3" (75 mm)	3	1,4
	62115	T-317	Auger, 4" (110 mm)	3 1/2	1,5
	62120	T-318	Auger, 5" (125 mm)	4 1/2	2,0
	62125	T-319	Auger, 6" (150 mm)	5	2,3
	62385	T-320	Auger, 8" (200 mm)	8 1/2	3,9
	62390	T-321	Auger, 10" (250 mm)	9 1/2	4,3
	62140	T-326	Pick-Up Tool	1	0,5

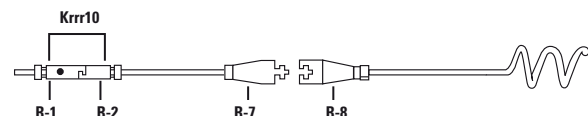


Rods, Rodding Tools, and Accessories

- RIDGID® K-10 quick-connect couplings make rodding jobs easier than ordinary threaded couplings:
 - To connect rods, align and snap them together for a solid connection (Fig. 1 and 2).
 - To disconnect, insert the pin key and slide the couplings apart (Fig. 3).
- One coupling pin key replaces assembly tool and wrench required to connect ordinary threaded couplings. Easy-to-add rods or tools. No bulky reels.
- Convert existing tools and rods to the RIDGID quick-connect system:
 - One pair of R1 and R2 couplings substitute for one threaded coupling.
 - Standard left-hand and right hand rod nuts fasten R1 and R2 couplings to existing rods.
 - R-8 couplings adapt each rod tool to quick-connect system.
 - A-2704 adapts rod couplings to larger-size tool couplings.
- RIDGID rods meet ASTM-270 specifications.
- For 1 1/4" (32 mm) cables, tools, and accessories, see page 12.24.
- For 7/8" (22 mm) cables, tools, and accessories, see page 12.24.

The following Heavy-Duty Cable Tools are also recommended for use with rod.

Image	Catalog No.	Model No.	Description	Replacement Blades
	61800	T-2	Heavy-Duty Straight Auger	—
	61790	T-4	Heavy-Duty Funnel Auger	—
	63200	T-7	Hook Auger	—
	61960	T-16	Spiral Bar Cutter, 4" (110 mm)	97855
	61850	T-17	Spiral Bar Cutter, 6" (150 mm)	97955
	61855	T-18	Spiral Bar Cutter, 8" (200 mm)	97960
	63085	T-23	Spiral Sawtooth Cutter, 4" (110 mm)	97850
	59765	T-24	4-Blade Cutter, 2 1/2" (65 mm)	97940
	59770	T-25	4-Blade Cutter, 3 1/2" (89 mm)	97975
	59775	T-26	4-Blade Cutter, 4 1/2" (114 mm)	97805
	59780	T-26A	4-Blade Cutter, 5 1/2" (140 mm)	97980



DRAIN CLEANING

KJ-1590 II Electric Water Jetter



For 1 1/4" (32 mm) to 6" (150 mm) Drain Lines

RIDGID® Water Jetting Machines are constructed for cleaning a drain. The highly flexible, lightweight hose blasts through sludge, soap and grease blockages. As you pull the hose back, it power washes the line, flushing debris away and restoring drain lines to their full, free-flowing capacity.

Powerful: Actual working pressure of 1160 PSI (80 bar) and flow of 4 GPM (15l) for fast, effective cleaning of lines.

Easy to Use: Thrust propels the hose down the line. You simply guide the hose into the drain.

Pulse Action: Activate the Model KJ-1590's pulse action to easily negotiate difficult bends and traps.

Portable: The cart with heavy duty wheels rolls the jetter to the job site with the greatest ease.

Versatile: Optional Pressure Wash Package cleans cables, tools and other heavily soiled equipment.

- Powerful 2,2 kW motor with overload protection.
- 3-Plunger pump with pulse action.
- Convenient cable storage.
- Dual-type inlet connector with male garden hose coupling.
- Inlet filter, non-return valve and inlet valve.
- Heavy duty steel reel with 20 m of 1/4" hose (1/4" connection).

Catalog No.	Model No.	Capacity mm	Description	Weight	
				lb.	kg
35511	KJ-1590 II	50 - 150	230 V Motor Standard kit KJ-1590: – 58436 Propulsion Nozzle 1/4" – 58446 Penetrating Nozzle 1/4" – 20 m x 1/4" hose	115	52

Accessories

Catalog No.	Model No.	Description	Weight	
			lb.	kg.
87696	-	Pressure wash package	5.7	2,6
87706	-	Pressure wash package with soap suction	6.2	2,8
62887	-	Pressure Wash Package (incl. Hose)	-	-
64702	-	Pressure Wash (Gun only)	-	-
48157	-	Foot Valve	-	-
87716	-	Extension hose 1/8", 15 m*	3.5	1,6
87726	-	Extension hose 1/8", 25 m*	5.7	2,6
87736	-	Extension hose 1/4", 15 m*	3.3	1,5
87746	-	1/4" hose 20 m	7.1	3,2
87756	-	1/4" hose 45 m	15.4	7,0
48367	-	Winter Kit	-	-
66732	-	Quick Connect Hose (Reel to Foot Valve)	-	-
58436	-	Propulsion nozzle 1/4" NPT fits 1/4" hose	-	-
58446	-	Penetrating nozzle 1/4" NPT fits 1/4" hose	-	-
58416	-	Spinning nozzle 1/4" NPT fits 1/4" hose	-	-
58426	-	Heavy duty nozzle 1/4" NPT fits 1/4" hose	-	-
47542	-	Nozzle cleaning tool	-	-
64802	-	Propulsion nozzle 1/8" NPT fits 1/8" hose	-	-
64807	-	Penetrating nozzle 1/8" NPT fits 1/8" hose	-	-
64812	-	Drop head nozzle 1/8" NPT fits 1/8" hose	-	-

* These hoses are connected to the end of the hose standard supplied with the KJ-1590 II. Which hose to use: For 30 - 75 mm use 1/8" hose. For 50 - 150 mm use 1/4" hose.

Jetter Nozzles

Propulsion Nozzle

General-purpose nozzle that works well in most applications. Features three reverse thrusters for maximum propulsion to jet long distances.



Penetrating Nozzle

Penetrating nozzle features an additional forward pointing jet that blasts a hole in solid ice or sludge blockages. Three reverse jets provide propulsion.



Drop Head Nozzle

Allows jetter hose to negotiate difficult bends and traps. Three reverse thrusters provide propulsion.



Spinning Nozzle

Spinning action cleans the entire interior of pipe surface. Three reverse jets provide propulsion.



DRAIN CLEANING

KJ-2200 Water Jetter



Model KJ-2200-C



Model KJ-2200

For 1¼" (32 mm) to 6" (150 mm) Drain Lines

This jetter propels a highly flexible hose through 1¼" (32 mm) to 6" (150 mm) lines – blasting through sludge, soap and grease blockages. As you pull the hose back, it power scrubs the line flushing debris away, restoring drain lines to their full, free-flowing capacity.

- **Powerful:** Actual working pressure of 2200 psi (150 bar) and flow of 2.4 GPM (9 l/min) for fast, effective cleaning of lines.
- **Easy to Use:** Thrust propels the hose down the line. You simply guide the hose into the drain.
- **Pulse Action:** Activate the Model KJ-2200's pulse action to easily negotiate difficult bends and traps.
- **Portable:** The optional Model H-30 cart rolls the jetter and hose to the job site. The jetter is easily removed from the cart in seconds for hard to reach drains, indoor applications or remote storage.
- **Convenient:** Standard equipment includes FV-1 foot valve. It makes remote or indoor operation simple and safe. You control the jetting action at the drain while leaving the jetter outdoors.
- **Quality & Dependability:** Triplex pump with corrosion-resistant, forged brass head. Reduced number of fittings, hoses and parts minimizes leaks and down time – keeping you on the job.
- **Versatile:** Optional power washer package cleans cables, tools and other heavily soiled equipment.
- New and improved 6.5 HP Recoil start gasoline engine starts easily. Features: ON/OFF switch; choke and throttle controls; easy access oil fill and dip stick.

Machine Options

Catalog No.	Model No.	Description	Weight	
			lb.	kg
63877	KJ-2200	KJ-2200 Jetter with Pulse – H-61, H-62, and H-64 ½" NPT Nozzles – H-71 and H-72 ¼" NPT Nozzles – 75' x ¾" Trap Hose – FV-1 Foot Valve – Nozzle Cleaning Tool – H-1235 Wash Wand Hose ½" x 35' (10,7 m)	65	29,5
63882	KJ-2200-C	Above With: – H-30 Cart – 110' (33 m) x ¼" Jet Hose	145	65,8

Jetter Nozzles and Hoses

Catalog No.	Model No.	Description	Hose I.D.	Hose O.D.
64772	H-61	Propulsion Nozzle	1/8" NPT Fits 3/16" Hose	
64777	H-62	Penetrating Nozzle		
64782	H-64	Drop Head Nozzle		
82842	H-65	Spinning Nozzle		
64787	H-71	Propulsion Nozzle	1/4" NPT Fits 1/4" Hose	
64792	H-72	Penetrating Nozzle		
82852	H-75	Spinning Nozzle		
47597	H-1435	3/16" x 35' (11 m)	3/16" Trap Hose Orange	3/16"
47602	H-1450	3/16" x 50' (15 m)		3/16"
49272	H-1475	3/16" x 75' (23 m)		3/16"
49277	H-1400	3/16" x 100' (30 m)		3/16"
50002	HL-1	Flexible Leader, 3/16"		1/8"
50007	HL-2	Flexible Leader, 1/4"		3/16"
47607	H-1250	1/4" x 50' (15 m)	1/4" Jet Hose Black	1/4"
47612	H-1275	1/4" x 70' (23 m)		1/4"
51587	H-1211	1/4" x 100' (33 m)		1/4"
49487	H-1215	1/4" x 150' (46 m)		1/4"
51597	H-1220	1/4" x 200' (61 m)		1/4"

Jetter Accessories

Catalog No.	Model No.	Description
62882	H-5	Mini Hose Reel (No Hose included)
64737	H-30	H-30 Cart with Hose Reel
62877	H-30 WH	H-30 Cart with Hose Reel and 110' (33 m) x 1/4" Jet Hose
64077	HP-22	Pressure Wash Package, KJ-2200
64767	HW-22	Wash Wand, KJ-2200
48157	FV-1	Foot Valve
66732	HF-4	Quick Connect Hose
48367	H-25	Winterizing Kit
47542	H-21	Nozzle Cleaning Tool
67187	H-32	Jet Vac
70032	-	RIDGID PVC Drain Cleaning Gloves
41937	-	RIDGID Leather Drain Cleaning Gloves

Foot Pedal

The foot pedal's ON/OFF control gives you total control of the jetting action at the drain opening. It frees both hands to guide the jetting hose into the drain opening and around bends and traps.

Jet Vac

For use with all RIDGID® water jetters:

The Jet Vac attaches to any portable water jetter to quickly move (vacuum) liquid and debris from flooded basements, sumps, swimming pools, construction sites, car wash pits, etc. This cost and time saving product will move up to 60 gallons / 227l of liquid per minute.

Jetter Nozzles

Model H-61 and H-71 Propulsion Nozzles

General-purpose nozzle that works well in most applications. Features three reverse thrusters for maximum propulsion to jet long distances.



Model H-62 and H-72 Penetrating Nozzles

Penetrating nozzle features an additional forward pointing jet that blasts a hole in solid ice or sludge blockages. Three reverse jets provide propulsion.



Model H-64 Drop Head Nozzle

Allows jetter hose to negotiate difficult bends and traps. Three reverse thrusters provide propulsion.



Model H-65 and H-75 Spinning Nozzles

Spinning action cleans the entire interior of pipe surface. Three reverse jets provide propulsion.



Jet Vac Unit

DRAIN CLEANING

KJ-3100 Water Jetter



NEW



Model KJ-3100 with hose reel removed

For 2" (50 mm) to 10" (250 mm) Drain Lines

The RIDGID® Model KJ-3100 portable water jetter gives you 3000 psi (205 bar) actual working pressure to handle large commercial and industrial applications. This jetter propels a highly flexible and lightweight hose through 2" (50 mm) to 10" (250 mm) lines – blasting through sludge, soap, grease, and sediment blockages. As you pull the hose back, it power scrubs the line flushing debris away and restoring drain lines to their full, free-flowing capacity – all without the use of harmful chemicals.

- **Powerful:** Actual working pressure of 3000 psi (205 bar) and flow of 5.5 GPM (21 l/min) for fast, effective cleaning of lines.
- **Lightweight Hose:** Hose with nylon braid provides significant weight reduction and increased flexibility – all without reducing strength. Allows the thrust to propel the hose further down the line.
- **Complete:** With the Model KJ-3100's removable hose reel, there is no need to purchase expensive portable hose reels. Standard packages come equipped to handle indoor and remote applications.
- **Convenient:** Completely remove the hose reel to ease loading onto service trucks. Simply rotate the hose reel forward to gain full access to the engine's gas tank and air filter.
- **Maneuverable:** In the heavy-duty 3000 psi (205 bar) jetter category, the RIDGID KJ-3100 is one of the most maneuverable jetters on the market. The unit, on its unique two-wheeled cart, easily fits through standard size doors and can negotiate tight turns with the greatest of ease.
- **Pulse Action:** Activate the Model KJ-3100's pulse action to easily negotiate difficult bends and traps.
- **Quality & Dependability:** Triplex pump with corrosion-resistant, forged brass head. Gear reducer allows pump to run at slower (optimal) speed. Reduced number of fittings, hoses and parts minimizes leaks and downtime – keeping you on the job.
- **Versatile:** Power wash package and chemical injector system cleans cables, tools, and other heavily soiled equipment.
- **Quick Start:** 16 HP Recoil start gasoline engine starts easily. Features: ON/OFF switch; fuel shutoff; choke and throttle controls; easy access oil fill and dip stick.

Machine Options

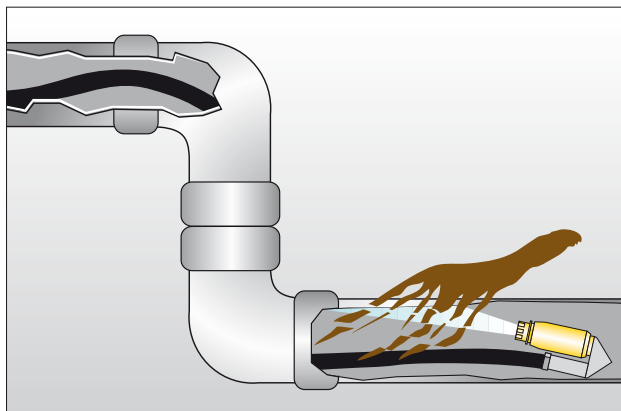
Catalog No.	Model No.	Description	Weight	
			lb.	kg
37413	KJ-3100	KJ-3100 Jetter with Pulse – H-111 and H-112 ¼" NPT Nozzles – H-38 Hose Reel with 200' (61 m) x ¾" ID Jet Hose – 50' (15 m) x ¾" ID Jet/Wash Hose – FV-1 Foot Valve – Nozzle Cleaning Tool – HW-30 Wash Wand – Root Ranger Root Cutting Nozzle – HF-4 Quick Connect Hose	272 (214 w/o Hose Reel)	125 (97 w/o Hose Reel)

Jetter Nozzles and Hoses

Catalog No.	Model No.	Description	Hose I.D.	Hose O.D.
38698	H-101	Propulsion Nozzle	1/8" NPT Fits 3/16" I.D. Hose	
38713	H-102	Penetrating Nozzle		
38703	H-103	Drop Head Nozzle		
38723	H-105	Spinning Nozzle		
38693	H-111	Propulsion Nozzle		1/4" NPT Fits 3/8" I.D. Hose
38708	H-112	Penetrating Nozzle		
38718	H-115	Spinning Nozzle		
16713	RR-3000	Root Ranger Root Cutting Nozzle		
47592	H-1425	3/16" x 25' (7,5 m)	3/16" Trap Hose Orange	
47597	H-1435	3/16" x 35' (10,5 m)		1/4"
47602	H-1450	3/16" x 50' (15 m)		1/4"
49272	H-1475	3/16" x 75' (22,5 m)		1/4"
49277	H-1400	3/16" x 100' (30 m)		1/4"
64732	H-1415	3/16" x 150' (45,5 m)		1/4"
64827	H-3835	3/8" ID x 35' (10,5 m) Wash Hose		3/8" Jet Hose Black
64832	H-3850	3/8" ID x 50' (15 m) Jet/Wash Hose	5/8"	
64837	H-3810	3/8" ID x 100' (30 m) Jet Hose	5/8"	
64842	H-3815	3/8" ID x 150' (45,5 m) Jet Hose	5/8"	
64847	H-3820	3/8" ID x 200' (61 m) Jet Hose	5/8"	
64852	H-3825	3/8" ID x 250' (76 m) Jet Hose	5/8"	
64857	H-3830	3/8" ID x 300' (91 m) Jet Hose	5/8"	

Jetter Accessories

Catalog No.	Model No.	Description
62882	H-5	Mini Hose Reel
64862	H-38	Hose Reel (Fits KJ-3100)
64902	H-38 WH	Hose Reel with 200' (61 m) x 3/8" ID Hose (Fits KJ-3100)
64797	HW-30	Wash Wand, KJ-3100
48367	H-25	Winterizing Kit
48157	FV-1	Foot Valve
66732	HF-4	Quick Connect Hose (Reel to Foot Valve)
47542	H-21	Nozzle Cleaning Tool
67187	H-32	Jet Vac
70032	-	RIDGID PVC Drain Cleaning Gloves
41937	-	RIDGID Leather Drain Cleaning Gloves



Clear tough blockages and tree roots with Root Ranger 3000.

Jetter Nozzles

Model H-101 and H-111 Propulsion Nozzles

General-purpose nozzle features three reverse thrusters for maximum propulsion to jet long distances.



Model H-102 and H-112 Penetrating Nozzles

Additional forward pointing jet blasts a hole in solid ice or sludge blockages. Three reverse jets provide propulsion.




Model H-104 Drop Head Nozzle

Allows Jetter hose to negotiate difficult bends and traps. Three reverse thrusters provide propulsion.



Model H-105 and H-115 Spinning Nozzles

Spinning action cleans the entire interior of pipe surface. Three reverse jets provide propulsion.



Model RR3000 Root Ranger® Nozzle

Rear-facing turbojet produces a powerful, concentrated stream of water that shears root obstructions from drain walls.



Foot Pedal

The foot pedal's ON/OFF control gives you total control of the jetting action at the drain opening. It frees both hands to guide the jetting hose into the drain opening and around bends and traps.

Jet Vac

For use with all RIDGID water jetters:

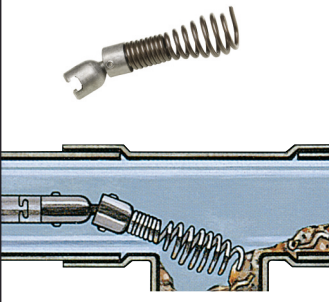

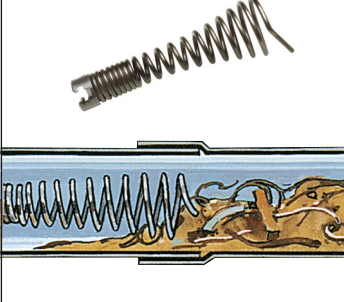
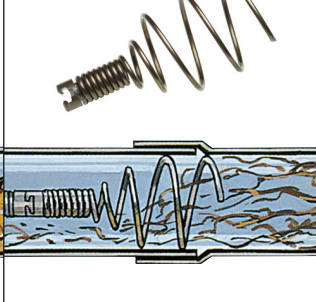

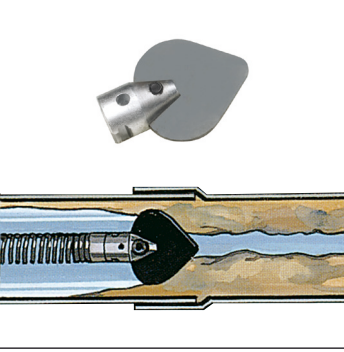



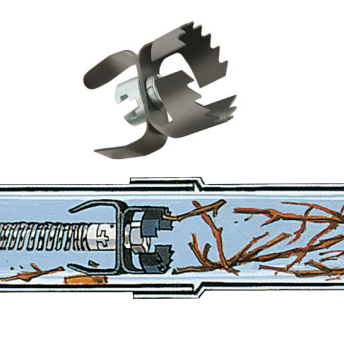

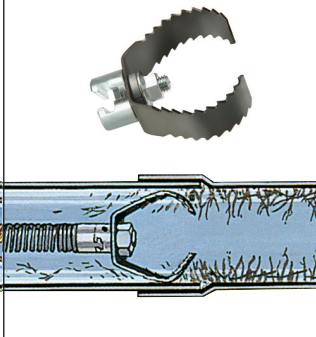
The Jet Vac attaches to any portable water jetter to quickly remove (vacuum) liquid and debris from flooded basements, sumps, swimming pools, construction sites, car wash pits, etc. This cost and time saving product will move up to 60 gallons of liquid per minute.



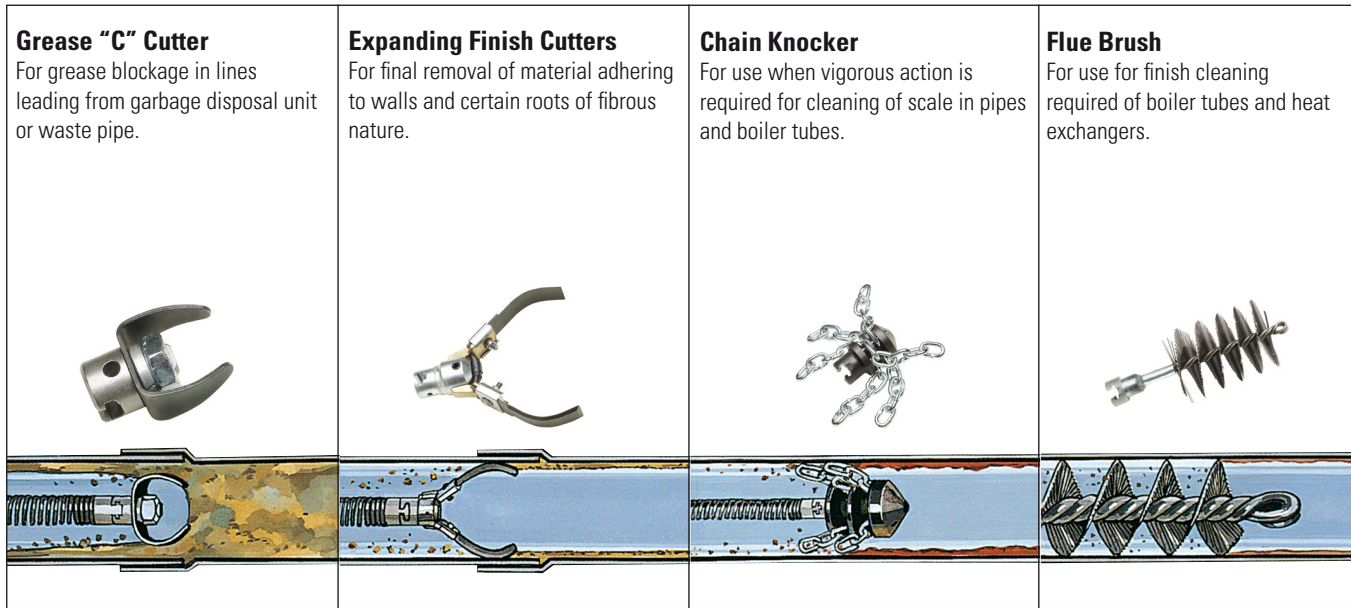
Jet Vac Unit

DRAIN CLEANING







Tools

<p>Drop Head Auger For cleaning back to back mounted fixtures e.g., sinks where cable needs to be led into down pipe.</p> 	<p>Straight Auger For use in exploring and breaking up stoppages or returning sample to surface to determine correct tool.</p> 	<p>Funnel Auger For use as second tool in line. Breaks up remains of stoppage left by straight auger.</p> 	<p>Hook Auger For heavy and dense root stoppages in pipes that require hooking and breaking up.</p> 
<p>Retrieving Auger For searching for cable which is broken or lost in line.</p> 	<p>Spade Cutter For following up after augers have been used and to open up floor drains.</p> 	<p>Four Blade Saw Tooth Cutter For blockages caused by hardened, glazed material such as chemical deposits.</p> 	<p>Grease Cutter For lines which have become badly greased with detergents and have to be opened.</p> 
<p>Spiral Saw Tooth Cutter For clearing any stoppage, roots, rags, sticks, etc.</p> 	<p>Saw Tooth Cutter For cleaning lines blocked heavily with roots. Unique design permits cutter to be removed from damaged pipe without locking.</p> 	<p>Spiral Bar Cutter For main sewers blocked by roots, leaf debris, sticks, sawdust, cloth, and sacking.</p> 	<p>Sharktooth Cutter For use in cleaning pipes of general material clinging to pipe walls.</p> 

DRAIN CLEANING



For Drain Guns, Sink Drums, and Small Line Sectional Machines







		Model	Length	Typical Application	Characteristics	Machines
5/16" (8 mm)	 Bulb Auger	C-1	25' (7,6 m)	Drain Lines 3/4" (20 mm) to 1 1/2" (40 mm). Kitchen Sinks, Lavatory Sinks, Bathtub Drains, Drinking Fountains and Urinals.	Hollow core cables that provide maximum flexibility for severe bends and "P" Traps.	K-25 (25' only) K-45 K-40 K-50*
		C-21	50' (15,2 m)			
	 Drop Head	C-2	25' (7,6 m)	Drain Lines 3/4" (20 mm) to 1 1/2" (40 mm). Drop Head leads into down drain pipes, especially good for back-to-back mounted fixtures and severe bends.		
		C-22	50' (15,2 m)			
3/8" (10 mm)	 Inner Core w/Bulb Auger	C-11C	25' (7,6 m)	Drain Lines 1 1/4" (32 mm) to 2" (50 mm). Kitchen Sinks, Lavatory Sinks, Slop Sinks and Laundry Lines.	Inner core cables that provide good flexibility while resisting kinking.	K-25 (25' only) K-45, K-40 K-3800, K-50*
		C-131C	35' (10,7 m)			
	 Inner Core w/-Drop Head	C-21C	25' (7,6 m)	Drop Head leads into down drain pipes, especially good for back-to-back mounted fixtures and severe bends.		
		C-231C	35' (10,7 m)			
3/8" (10 mm)	 Male Coupling	C-4	25' (7,6 m)	Drain Lines 1 1/4" (32 mm) to 2 1/2" (65 mm). Kitchen Sinks, Lavatory Sinks, Slop Sinks, and Disposal Waste Lines.	Flexible, yet tough 3/8" cable most commonly used after traps have been removed. C-61C slightly stiffer than C-6.	K-45 K-40 K-50*
		C-6	35' (10,7 m)			
		C-61C	35' (10,7 m)			
	 Bulb Auger	C-5	35' (10,7 m)	Drain Lines 1 1/4" (32 mm) to 2 1/2" (65 mm). Kitchen Sinks, Lavatory Sinks, Slop Sinks, and Disposal Waste Lines.		

*See Page 12.19 for Proper Adapter or Sink Drum.

DRAIN CLEANING












Cables

For Drum Machines

		Model	Length	Typical Application	Characteristics	Machines
3/8" (10 mm)		C-31, C-311W	50' (15,2 m)	Drain Lines 1 1/2" (30 mm) to 2 1/2" (65 mm). Kitchen Sinks, Lavatory Sinks, Slop Sinks and Laundry Stacks.	Good flexibility. As torque builds, outer spring tightens on wire core causing cable to stiffen and transfer greater torque to cutter.	K-400 K-3800
		C-32, C-321W	75' (23 m)			
		C-33, C-331W	100' (30 m)			
1/2" (12 mm)		C-44, C-441W	50' (15 m)	Drain Lines 2" (50 mm) to 4" (110 mm). Laundry Stacks, Roof Vents and Indoor Floor Drains.	Same characteristics as above. Exceptional flexibility and toughness for a 1/2" (12 mm) inner core cable.	K-400 K-3800
		C-45, C-451W	75' (23 m)			
		C-46	90' (27 m)			
5/8" (16 mm)		C-25, C-25HD	25' (7,6 m)	Drain Lines 3" (75 mm) to 6" (150 mm). Floor Drains, Vents, and Laterals.	General purpose cable. Inner core provides greater stiffness under load.	K-750 K-7500
		C-26, C-26HD	50' (15 m)			
		C-27, C-27HD	75' (23 m)			
		C-24, C-24HD	100' (30 m)			
w/Hollow Core		C-27HC	75' (23 m)	Drain Lines 3" (75 mm) to 6" (150 mm). Floor Drains, Vents, and Laterals.	Hollow core cable is lighter in weight & more flexible. Helps operator negotiate difficult traps & bends in large lines.	K-750 K-7500
		C-24HC	100' (30 m)			
3/4" (20 mm)		C-28	25' (7,6 m)	Drain Lines 4" (110 mm) to 10" (250 mm). Main Lines including Laterals.	Powerful cable used for heavy-duty blockages such as tree roots. Cable tightens on core to provide extra stiffness under load, delivering power to cutter.	K-750 K-7500
		C-29	50' (15 m)			
		C-75	75' (23 m)			
		C-100	100' (30 m)			
	w/Hollow Core		C-75HC	75' (23 m)	Drain Lines 4" (110 mm) to 6" (150 mm). Main Lines including Laterals.	Hollow core cable is lighter in weight and more flexible. Helps operator negotiate difficult traps and bends in large lines.
C-100HC	100' (30,5 m)					

DRAIN CLEANING

For Sectional Machines

		Model	Length	Typical Application	Characteristics	Machines
5/8" (16 mm)		C-7	7½' (2,3 m)	2" (50 mm) and 3" (75 mm) Floor Drains.	Tight wind cable providing good rigidity in a hollow core cable. Not for tree roots.	K-50, K-60SP
		C-8	7½' (2,3 m)	Drain Lines 1¼" (30 mm) to 2" (50 mm). Ideal for proper cleaning of small lines.	Open wind cable that is more flexible than C-7. Open wind acts as an auger to thoroughly remove blockages in small lines.	K-50, K-60SP
		C-8 IC	7½' (2,3 m)	Drain lines 1¼" (32 mm) to 4" (110 mm)	Heavy duty cable with inner core for extra cleaning power.	K-50, K-1500SP
		C-9	10' (3 m)	Drain Lines 2" (50 mm) to 4" (110 mm). Ideal for Floor Drains and Stacks.	Heavy-Duty open wind cable ideal for long runs in indoor lines.	K-50, K-60SP
7/8" (22 mm)		C-10	15' (4,6 m)	Drain Lines 2" (50 mm) to 4" (110 mm). Rooftop Vent Stacks.	Standard all-purpose open wind. Excellent flexibility.	K-60SP K-1500
		C-10 IC	15' (4,6 m)	Drain lines 2" (50 mm) to 4" (110 mm).	Heavy duty cable with inner core for extra cleaning power.	K-1500SP, K-1500
1¼" (32 mm)		C-11	15' (4,6 m)	Drain Lines 3" (75 mm) to 8" (200 mm). Good for all around work. Easily negotiates 4" (110 m) Traps.	Standard all-purpose open wind with 3/8" (10 mm) pitch. Flexible, yet rigid enough to do fast, tough root cutting.	K-1500SP
		C-11 IC	15' (4,6 m)	Drain lines 3" (75 mm) to 8" (200 mm).	Heavy duty cable with inner core for extra cleaning power.	K-1500SP
		C-12	15' (4,6 m)	Drain Lines 4" (110 mm) to 10" (250 mm). Do not use through 4" (110 mm) "P" Traps.	Extra-heavy-duty open wind with 3/8" (10 mm) pitch. Designed for 4" (110 mm) to 10" (250 mm) long runs.	K-1500SP
		C-14	15' (4,6 m)	Drain Lines 3" (75 mm) to 8" (200 mm). Do not use through 4" (110 mm) "P" Traps.	Heavy-duty open wind with ½" (12 mm) pitch. Especially good For 4" (110 mm) cleanout or 8" (200 mm) elbow entering in 4" (110 mm) to 10" (250 mm) line.	K-1500SP
		C-15	15' (4,6 m)	Drain Lines 3" (75 mm) to 6" (150 mm). Ideal for 4" (110 mm) Traps.	Extra-flexible open wind with ½" (12 mm) pitch. Lighter than C-11, slightly stiffer.	K-1500



DRAIN CLEANING



RIDGID® KNAACK® Storage Systems

- Complete range of multi-purpose, heavy-duty steel storage containers.
- Global leader in the construction and industrial sectors.
- Fully welded seams for maximum strength.
- Powder coated paint for weather resistance and durability.
- WATCHMAN IV Lock System with 3-point latching for maximum protection.



Secure Jobsite Storage	No. of Models	Capacity (m³)	Page
MONSTER BOX™	3	0,88 – 1,47	13.4
STORAGEMASTER® Chests	4	1,00 – 1,63	13.6
JOBMASTER® Chests	7	0,14 – 0,71	13.8
JOBMASTER® Cabinets	4	1,34 – 1,72	13.10
Rolling Work Benches	3	453 – 1542*	13.12
Field Station	1	3,42	13.14
Classic Chest	1	0,88	13.15
Accessories	–	–	13.16
Sliding Ladder Rack	1	–	13.17

**Load capacity in kg.*

SECURE JOBSITE STORAGE

RIDGID® jobsite storage solutions have the strongest work ethic around – and the smartest. Not only does every box, chest and cabinet cause tool thieves to strongly reconsider, but RIDGID jobsite storage solutions also provide easier access, better organisation, easy mobility and versatility.



MONSTER BOX™

These boxes offer maximum security, weight capacity and organisation. They can also be easily transported to the highest floor with our exclusive four-point crane lift system.

See pages 13.4 - 13.5



STORAGEMASTER® Chests

STORAGEMASTER Chests are the workhorses on any jobsite. They are ideal for every trade including mechanical, plumbing, HVAC, electrical, rough and finish carpentry. They're caster-ready and include full-width shelves for organisation of small to large tools and supplies. Model 91 even features a drop-down ramp for loading large, heavy items.

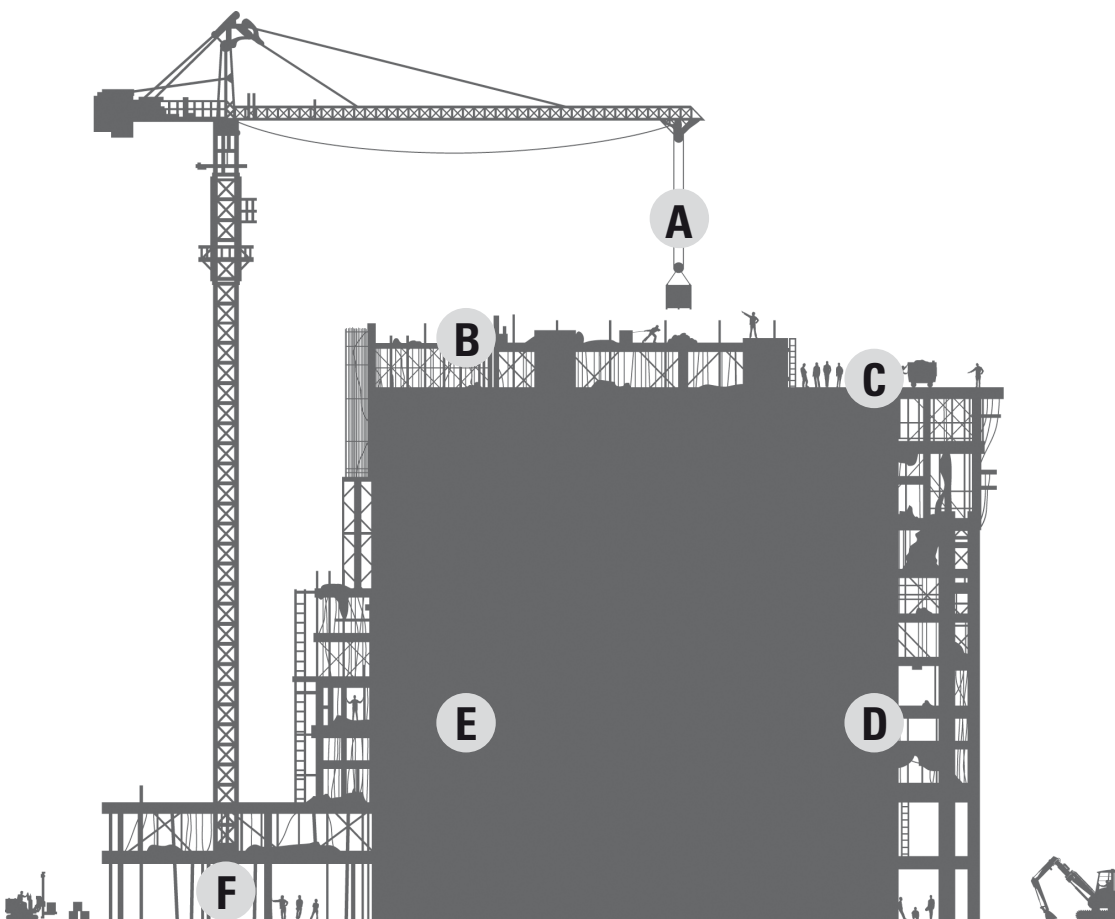
See pages 13.6 - 13.7



JOBMASTER® Chests

Available in multiple models, these chests are the jack-of-all tradesmen applications. They're versatile and portable, especially with accessory casters, and hold anything from hand and power tools to compressors.

See pages 13.8 - 13.9





JOBMASTER® Cabinets

JOBMASTER Cabinets are incredibly secure and configurable for any need. They act as a remote tool store and offer “glance and grab” organisation.

See pages 13.10 - 13.11



STORAGEMASTER® Rolling Benches

These rolling work benches are secure storage on wheels. The heavy-duty top works great as a work surface and for mounting pipe threaders or vises.

See pages 13.12 - 13.13



RIDGID® Field Stations

Field Stations serve as your jobsite office. Use to securely store tools, supplies, documents and more.

See pages 13.14 - 13.15




RIDGID Security? It is locked in.

All RIDGID storage systems, except for the MONSTER BOX series, are designed for use with the ABUS 41/50 or equivalent sized lock system.

- The WATCHMAN® IV Lock System, with recessed housing, prevents bolt-cutter break-ins.
- One-time lock installation means no downtime replacing locks.
- Three latch, dead bolt style locking system for ultimate security.

ABUS 41/50 Laminated Padlock (Cat. No. 73626)



SECURE JOBSITE STORAGE

RIDGID® MONSTER BOX® Storage Systems



What Makes a MONSTER BOX a Monster?



Exclusive heavy-duty tubular steel frame, an industry first, provides structural rigidity and strength and "caps" the lid for more security.



Four-point crane lift system facilitates center-point rigging to hoist more safely than with two-point/bar lift systems and provides 1.100 kg gross weight load capacity.



Integrated recessed lock is a drill-resistant, weather-resistant lock making it virtually impervious to drilling and pry-in.¹



Heavy-duty hinges are extra durable and resist pry-ins.



Power Pass™ electrical pass-through grommet provides easy, weatherproof power cord access to allow battery charging when the box is closed.



Exclusive non-linear three-point latching system incorporates a recessed handle that operates the hook lock, while the other two latching points function as dead bolts.

1. RIDGID encourages the registration of product and key codes for replacement keys. Keys cannot be duplicated and will be sold only to the registered owner. Boxes can be keyed alike upon request.

SECURE JOBSITE STORAGE

Model 1000 PianoBox



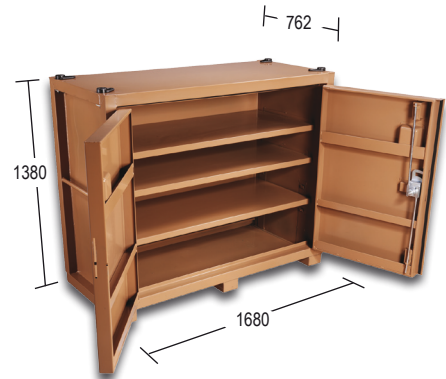
- Gas spring guards protect springs from shifting-load damage.
- Two shelves for extra storage and organisation.
- Interior storage grid for hanging safety gear and other items.
- Two recessed handles for safe closing, even with gloves on.

Model 1010 Chest



- Deep cover design for strength and security.
- Heavy-duty single cover support for easy closing.

Model 1020 Cabinet



- Top shelf is 267 mm from top of cabinet lip, second shelf measures 190 mm from bottom of top shelf. The bottom shelf is adjustable for easy storage of bulky items.
- Low centre of gravity provides stability.
- Open design, without center post, for maximum storage and accessibility.
- Weather-sealed doors for improved weather resistance.

Catalog No.	Model No.	Dimensions (mm)				Capacity m ³	Weight (kg)
		Length	Depth	Height 1	Height 2		
30293	1000	1680	762	1380	2048	1,36	184
30298	1010	1680	762	910	1502	0,88	130
30308	1020	1680	762	1380	—	1,47	182

SECURE JOBSITE STORAGE

STORAGEMASTER® Chest Storage Systems




Nothing works harder or smarter than STORAGEMASTER Chests when it comes to secure jobsite storage, durability and ease of use. Consider these key features when you're looking for an ultrarugged piano box.


- WATCHMAN® IV Lock System with 3-point latching and recessed lock housing for the ultimate protection against pry-ins. One-time lock installation means no downtime replacing locks.
- Power Pass™ electrical pass-through grommet for easy weatherproof power cord access.
- Reinforced Lock Housing provides unbeatable strength.
- Heavy-duty hinges are staked and welded to stand up to any amount of prying.
- Recessed handles for positive gripping even with a gloved hand.
- Powder coat finish for weather resistance and durability.
- Dual gas springs allow one-handed easy opening.
- Protected gas springs to prevent damage from shifting loads.
- Caster-ready 2,66 mm steel skids to accommodate optional casters for greater mobility (see page 13.16).
- Heavy-duty 1,52 mm steel construction with fully arc-welded seams.

SECURE JOBSITE STORAGE

Model 91 Chest



Model 69 Chest



Model 89 Chest




Features a built-in, 12-gauge steel ramp to make loading large, bulky items easy.



When cover is closed, Model 69 chest can be used as a work table.

Model 79 Chest



Accessory Shelf Doors



Accessory shelf doors allow you to have the best of both worlds. Keyed doors create a secure area while allowing the chest to remain open during the work day.

Catalog No.	Model No.	Fits
74756	479	79
74766	489	89
74776	491	91

Catalog No.	Model No.	Dimensions (mm)				Capacity m ³	Weight (kg)
		Length	Depth	Height 1	Height 2		
28111	69	1524	762	956	1692	1,00	128
28121	79	1219	762	1260	1997	1,08	130
28131	89	1524	762	1260	1997	1,35	153
28151	91	1829	762	1260	1997	1,63	186

SECURE JOBSITE STORAGE

JOBMASTER® Chest Storage Systems



Security and durability to go. JOBMASTER® Chests are tool storage solutions that are as easy to handle as they are tough.

They're compact enough to be lifted and moved around the jobsite or into a work vehicle with minimal effort. Yet, JOBMASTER Chests include all the same security features as STORAGEMASTER® Chests.

- WATCHMAN® IV Lock System with 3-point latching and recessed lock housing for the ultimate protection against pry-ins. One-time lock installation means no downtime replacing locks.
- Power Pass™ electrical pass-through grommet for easy weatherproof power cord access.
- Reinforced Lock Housing provides unbeatable strength.
- Heavy-duty hinges are staked and welded to stand up to any amount of prying.
- Recessed handles for positive gripping even with a gloved hand.
- Powder coat enamel finish for weather resistance and durability.
- Caster-ready 2,66 mm steel skids to accommodate optional casters for greater mobility (see page 13.16).
- Heavy-duty 1,52 mm steel construction with fully arc-welded seams.

SECURE JOBSITE STORAGE

Model 32 Chest
Closed Height: 480 mm



• Does not have 3-point latch or Power Pass™.

Model 36 Chest
Closed Height: 560 mm




• Does not have 3-point latch or Power Pass™.

Model 42 Chest
Closed Height: 610 mm




Model 4824 Chest
Closed Height: 735 mm



Model 4830 Chest
Closed Height: 890 mm



Model 2472 Chest
Closed Height: 735 mm



Model 60 Chest
Closed Height: 735 mm



Catalog No.	Model No.	Dimensions (mm)				Capacity m ³	Weight (kg)
		Length	Depth	Height 1	Height 2		
28001	32	815	485	480	889	0,14	38
28011	36	915	485	498	965	0,20	44
28021	42	1070	485	549	1016	0,25	52
28031	4824	1220	610	676	1267	0,45	72
28041	4830	1220	765	829	1572	0,71	88
28051	2472	1830	610	676	1267	0,69	98
28061	60	1525	610	676	1267	0,57	86

SECURE JOBSITE STORAGE

JOBMASTER® Cabinet Storage Systems



No matter how big the job, roomy JOBMASTER Cabinets work. They provide at-a-glance, easy access shelving storage for small, big and in-between tools, equipment and supplies. Optional accessories like casters and door shelves create custom solutions that work even harder.

- WATCHMAN® IV Lock System with 3-point latching and recessed lock housing for the ultimate protection against pry-ins. One-time lock installation means no downtime replacing locks.
- Convenient foot latch opens the doors when you step on it, allowing hands-free operation. One person can open the doors even with an arm full of tools.
- Deep door design for maximum pry-bar resistance and better tool organisation.
- Recessed handles for positive gripping even with a gloved hand.
- Powder coat finish for weather-resistance and durability.
- Caster-ready 2,66 mm steel skids to accommodate optional casters for greater mobility (see page 13.16).
- Heavy-duty 1,52 mm steel construction with fully arc-welded seams.
- Optional door shelves allow for greater organisation (see page 13.16).

SECURE JOBSITE STORAGE

Model 112 Cabinet



- Includes: Three 64 mm deep drawers with 22,5 kg load capacity, four 150 mm drawers with 34 kg load capacity.
- Powder-coated drawers roll on ball bearing slides.
- Full top shelf for more storage.
- Shelf spacing from top down: 330, 317, 241, 502 mm.
- Ability to add accessory door shelves (see page 13.16).

Model 111 Cabinet



- More open space for large items.
- Half-width shelves on left side only.
- Top shelf is 330 mm from top of cabinet, second shelf is 317 mm from top shelf, bottom shelf is 241 mm from second shelf.
- Ability to add accessory door shelves (see page 13.16).

Model 139 Cabinet



- Full-length shelves allow you to organise longer items.
- Top shelf is 355 mm from top of cabinet, second shelf measures 250 mm from bottom of top shelf.
- Adjustable bottom shelf.
- Ability to add accessory door shelves (see page 13.16).

Model 100 Cabinet



- Included casters allow one person to manoeuvre the closed cabinet through a jobsite.
- 1,52 mm fully arc-welded steel construction.
- Load capacity: 544 kg evenly distributed.
- Vertical storage area features a bracket for hanging extension cords or tool belts.

Catalog No.	Model No.	Dimensions (mm)			Capacity m ³	Weight (kg)
		Length	Depth	Height 1		
28161	100	1524	762	1743	1,72	213
28181	111	1524	610	1540	1,34	175
28191	112	1524	762	1540	1,55	209
28221	139	1524	762	1540	1,68	202

SECURE JOBSITE STORAGE

STOREMASTER® Rolling Work Benches



Sturdy. Mobile. Secure. STOREMASTER Rolling Work Benches carry the load in more ways than one. They're not only load-rated for a half-ton, but they're efficiency centres on the jobsite, providing handy work surfaces and organised storage that go wherever work needs to be done.

- WATCHMAN® IV Lock System with 3-point latching and recessed lock housing for the ultimate protection against pry-ins. One-time lock installation means no downtime replacing locks.
- Heavy-duty steel construction with fully arc-welded seams.
- Full-length staked piano hinges resist pry-ins.
- Powder coat finish for weather resistance and durability.

CAUTION:

Caster brakes are not suitable for keeping the units in place when transporting. Secure by another method. Do not use casters on rough or uneven surfaces. Do not tow caster-mounted boxes.

Model 49 Work Bench




- Includes:
 - (3) Model 471-3 drawers.
 - (4) Model 472-3 drawers.
 - (1) Model 476-3 drawers.
 - (1) Model 477-3 shelf.
 - (1) 150 mm caster set.
- Load Capacity: 345 kg.

SECURE JOBSITE STORAGE

Model 62 Work Bench

Got a challenge? This big boy is up for it, with an ability to accommodate over 2,5 tons of whatever you want to load into it. Its large, 1,2 m² work area and lower working height make it easier to get the job done.

- WATCHMAN® IV Single Lock System.
- Three doors in front and three in back for the ultimate accessibility.
- 2,66 mm steel body, fully arc-welded.
- 4,5 mm steel work top and bottom panel.
- Standard drawer capacity is 45 kg, heavy-duty drawer capacity is 90 kg.
- Includes:
 - (2) Model 471-3, Std.



- (1) Model 486-3, Heavy Duty Drawer.
- (1) Model 490-3, Heavy Duty Drawer.
- (1) 150 mm caster set.
- Load Capacity: 1.540 kg

Model 47 Work Bench




- Basic unit with no drawers.
- Use this model to design your own Rolling Work Bench.
- Includes: (1) 150 mm caster set.
- Load Capacity: 510 kg.


Design Your Own Package

It's easy to make Rolling Work Benches accommodate various jobsite situations with shelves and standard drawers or a combination of both.

- Start with Model 47.
- There are fifteen notches in the cabinet door space for mounting drawers.
- You can put together any combination of standard drawers as long as the sum of the notches doesn't exceed 15.
- All drawers come with attached glides.
- Load capacity is 45 kg each.



- 25 mm Deep Shelf.
- Model: 477-3 (88727).
- 555 mm L x 445 mm W x 25 mm H.
- Notch required: 1.




- 115 mm Deep Drawer.
- Model: 474-3 (88722).
- 560 mm L x 410 mm W x 115 mm H.
- Notches required: 3.



- 25 mm Deep Drawer.
- Model: 471-3 (88712).
- 560 mm L x 410 mm W x 25 mm H.
- Notch required: 1.



- 155 mm Deep Drawer.
- Model: 476-3 (74746).
- 560 mm L x 410 mm W x 155 mm H.
- Notches required: 4.



- 65 mm Deep Drawer.
- Model: 472-3 (88717).
- 560 mm L x 410 mm W x 65 mm H.
- Notches required: 2.

Catalog No.	Model No.	Dimensions (mm)			Load Capacity kg	Weight (kg)
		Length	Depth	Height 1		
28281	47	1175	635	953	510	104
28301	49	1175	635	953	453	160
28381	62	1575	813	864	1542	271

SECURE JOBSITE STORAGE

FIELD STATION 119-01



You told us. We listened. Together we've designed the best Field Station ever. New features that provide even more security and durability. New accessories to keep you organized. So, your new jobsite office is ready for business. For weather. For any challenge that comes its way.

Standard Features

Security

- A. WATCHMAN® 5 Lock System features heavy-gauge double latches and a vertically mounted recessed lock that resists drill-outs, prying and cutting for superior tamper- and weather-resistance.
- B. Heavy-duty vault-style hinges. Bottom doors interlock with body to provide maximum pry-resistance.
- C. Locking storage hatch with power pass-through protects valuables while Field Station is open. Also locks in open position.

Durability

- D. Dual gas springs for smooth, one-handed lift. One spring locks securely in place.

Productivity

- E. Four-way skids allow access from any side, making it easier and faster to transport. Casters come as accessories.
- F. Adjustable and removable split shelves let you organize your storage down below.

SECURE JOBSITE STORAGE



Catalog No.	Model No.	Dimensions (mm)			Capacity m ³	Weight (kg)
		Length	Depth	Height 1		
41698	119-01	1524	1118	2096	3,42	308

Classic Chest



- Double lock system.
- Slanted top allows easy access to contents.
- Permanently welded built-in tray.

Catalog No.	Model No.	Dimensions (mm)				Capacity m ³	Weight (kg)
		Length	Depth	Height 1	Height 2		
28451	3068	1524	762	965	1510	0,88	102

SECURE JOBSITE STORAGE

Accessories



100 mm CASTERS (Cat. No. 32553)

- Model: 495 (with brakes).
- Solid Polypropylene HD.
- Load per Set: 725 kg.
- Fits Models: 32, 36, 42, 60, 69, 79, 89, 91, 2472, 3068, 4824, 4830.

Casters

Load ratings are for all four wheels combined. Rating includes weight of RIDGID® product and its contents. Each caster set includes two rigid and two swivel casters with mounting bolts. Caster sets with brakes have the brake unit located on the swivel casters. RIDGID casters are recommended for use with RIDGID products.

125 mm CASTERS (Cat. No. 74796)

- Model: 505 (no brakes).
- Hard Rubber.
- Load per Set: 560 kg.
- Fits Models: 32, 36, 42, 60, 69, 79, 89, 91, 2472, 3068, 4824, 4830.

150 mm CASTERS (Cat. No. 30313)

- Model: 695 (with brakes).
- Solid Polypropylene HD.
- Load per Set: 1180 kg.
- Fits Models: All Models.

150 mm CASTERS (Cat. No. 74806)

- Model: 516 (with brakes).
- Non-marking Polyurethane.
- Load per Set: 1016 kg.
- Fits Models: All Models.

150 mm CASTERS (Cat. No. 88757)

- Model: 600 (with brakes).
- Phenolic HD.
- Load per Set: 1487 kg.
- Fits Models: All Models.

Caution: Caster brakes are not suitable for keeping the units in place when transporting. Secure by another method. Do not use casters on rough or uneven surfaces. Do not tow caster-mounted boxes.



Trays

These handy lift-out trays keep tools organised and ready to go. No more digging around the bottom for what you need.

- **Model 21 (Cat No. 74706)** Fits: 2472, 4824, 60.
- **Model 41 (Cat No. 74726)** Fits: 32, 36, 42.
- **Model 31 (Cat No. 74716)** Fits: 4830.

Shelves

Accessory shelf for the right or left inside door provides additional storage and organisation. Fits models 111, 112, 139.

- **Model 493 (Cat No. 79356)** - left.
- **Model 494 (Cat No. 79366)** - right.

Model 250 Sliding Ladder Rack



- Fits most vehicles including enclosed trailers and Sprinter vans.
- Works with most ladders up to 240 cm including multi-position ladders.
- Includes side mounting capabilities.
- Unique tension locking system. No straps, latches or buckles required.



Catalog No.	Model No.	Weight (kg)
32588	250	12,2



SECURE JOBSITE STORAGE



Tool Storage and Holders

- Wide selection of tool storage bags and totes to meet exact needs.
- Keeps tools, instruments and accessories organized and easy to find.
- Ruggedized construction for long service life.



Page No.

Storage & Accesories Features	14.2
Multi Purpose Storage Bag	14.3
Drain Gun Tool Case	14.3
Protective Mat	14.3
Electrician's Tote	14.4
Open Top Tool Tote	14.4
Bucket Tote	14.4
Fittings Bag	14.4
Quick Release Tool Belt	14.5
Heavy Duty Adjustable Tool Belt	14.5
Heavy Duty Suspenders	14.5
Plumber's Tool Pouch	14.6
General Purpose Tool Pouch	14.6
Sun-Shield for CA-300	14.6
Thermal Battery Pouch	14.7
Measuring Tape Holder	14.7
Vertical PDA Pouch	14.7
Vertical Phone Pouch	14.8
Heavy Duty Gel Knee Pads	14.8
Light Duty Knee Pads	14.8
Extra Large Duffle Bag	14.9
Sports Bag	14.9
Laptop Bag	14.9
Thermal Lunch Tote	14.10
SS Thermal Flask with Belt Holder	14.10
SS Insulated Mug with Belt Holder	14.10

SOFT STORAGE

Flexible and Durable Storage and Accessories that You Can Trust

Here is a list of specific features included in individual RIDGID® storage and holders.



All the Products from the RIDGID® Soft Sided Storage Collection have been designed and produced in Europe.



Riveted – for truly unbreakable strength. All places which are open to extra damage are reinforced with one-piece self-punching rivets with capped design.

600

600 denier polyester material. This fabric is the most widely used fabric in the world. Proven for durability, it's lightweight, puncture and tear resistant. This material is used in many products in the offering.



Side gate hammer holder lets you easily put the tool in without looking at the holder which allows for convenient hammer entry/removal.

1680

1680 denier polyester fabric. This Heavy-Duty version of 600 D material features high-density yarns and weaves that stand-up to daily jobsite pounding.



Measuring tape clip holds any common builder's tape measure from 3 - 10 meters. Made from Stainless Steel. The most convenient solution for carrying measuring tapes.



Suede leather offers tremendous performance. Suede on both sides, this leather is used for flexibility and comfort. Sturdy enough for the job site, yet practical enough for any job.



Chain hook 13,5 cm long provides easy access to electrician's tapes or solder. Designed to carry one or more rolls.



High Grade Leather is smooth on one side and brushed suede on the other. Strong and tough for long life, but soft and supple for comfort. Excellent strength with added abrasion resistance. This material is selected for use in products requiring thick leather for special tool slots. A heavy gauge leather with a thickness of 2,2 to 2,5 mm is used to ensure maximum durability.



Easy to open polypropylene quick release buckles. Designed to prevent unintentional release. Curved profile for better fit. Smoother latching design. Can be found on products that require quick release and easy adjustment.



Breathable material with small holes to give a maximum air circulation. Used on belts or other products touching users' skin. Especially helpful when carrying heavy tools or when a lot of movement occurs.



Carry handles provide easy carrying without putting it on a belt or shoulder. The RIDGID® collection provides a few different carry handles designed of rubber and plastic.



Adjustable shoulder straps designed for easy lifting. A moveable shoulder pad for maximum comfort. Quick release clasps for removal of shoulder strap when not in use.

SS

Parts made from stainless steel does not stain, corrode or rust as easily as ordinary steel. The surface finish is an essential part of the look and functionality of a stainless steel structure. Used in our products gives not only long years guarantee against damage and rust.



Designed for easy opening/closing of zippered pouches. Provides extra gripping area and high visibility.



Pouch for storing user manuals. Provides fast and easy access to the manuals when and where you need them.

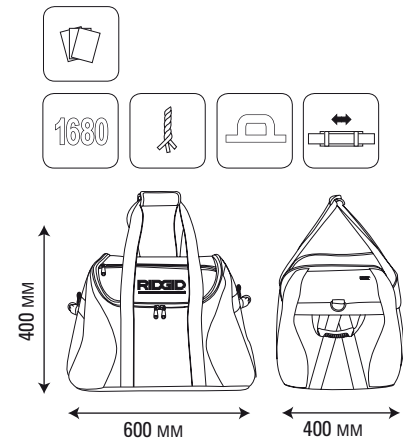


Designed for quick attachment/release.

SOFT STORAGE

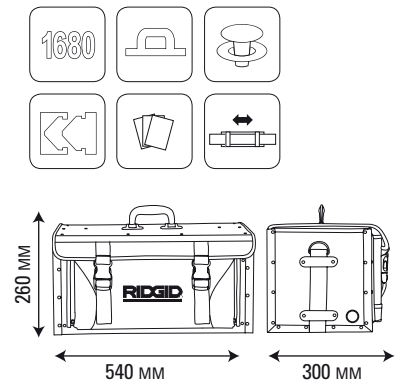
Multi Purpose Storage Bag (35728)

- Designed specifically for use with RIDGID® Locating Equipment, microDrain™ or microReel™.
- Adjustable shoulder belt makes lifting easy.
- Large zippered opening for easy access.
- Internal divider to separate equipment.
- Internal pouches for smaller accessories.



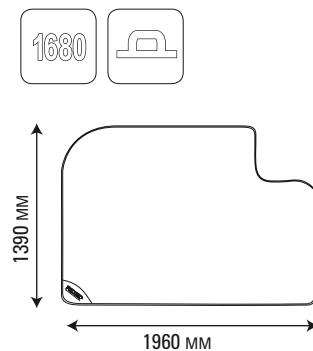
Drain Gun Tool Case (35738)

- Designed for use with RIDGID® Drain Guns and Hand Spinners.
- Water resistant plastic lining with vented air holes for quick drying.
- Metal frame reinforcement for strength and durability.
- Polypropylene straps with quick release buckles provide additional reinforcement.
- Adjustable shoulder belt makes lifting easy.



Protective Mat (35808)

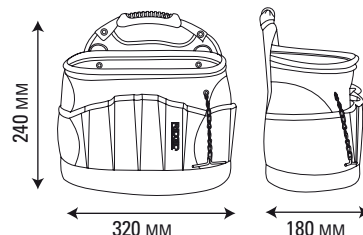
- Ideal for drain cleaning applications.
- Perfect for protecting finished work spaces with dimensions up to 1960 mm x 1390 mm.
- Water resistant/non-slip material for easy cleaning.
- Carry handles allow you to easily remove debris from the work area.



SOFT STORAGE

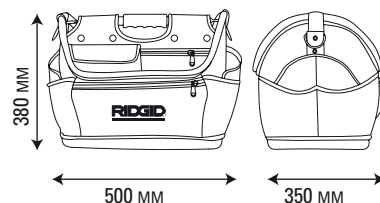
Electrician's Tote (35763)

- Wide opening and deep pocket for storing many items.
- Special pouch mouth wire keeps the unique shape.
- Measuring tape clip holds any common builder's measuring tape from 3 - 10 meters.
- Chain hook for electrical tape.
- Open design for quick and easy tool recognition.
- Formed bottom provides durability and maximum tool protection.
- Adjustable shoulder strap makes lifting easy.



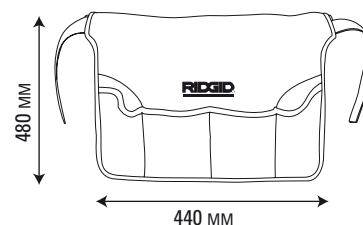
Open Top Tool Tote (35718)

- Heavy duty steel frame.
- Open design for quick and easy tool recognition.
- Deep pockets for secure storage.
- Formed bottom provides durability and maximum tool protection.
- Internal pockets organize tools inside the case.



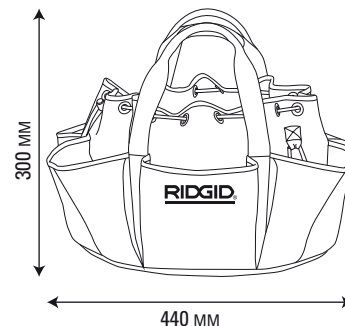
Bucket Tote (35733)

- Quickly turns a standard bucket into a useful tool tote.
- Universal size to accommodate most buckets.
- Multiple pockets allow for plenty of storage options.
- Two adjustable straps secure it to the bucket.
- Bucket not included.



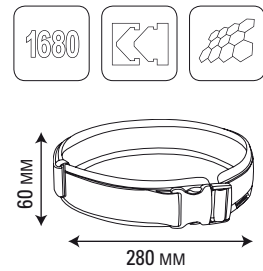
Fittings Bag (37918)

- Made of strong 1680D polyester.
- Pockets make this bag extremely versatile, to hold various tools.
- With an open design, the tote allows quick and easy access to content.
- The drawstring closes and opens the bag easily.
- Polyester handle makes it easier to carry.



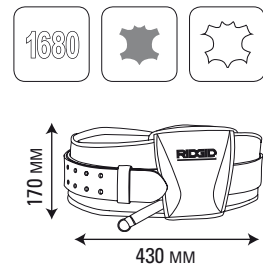
Quick Release Tool Belt (35798)

- Perfect foundation for building your customized tool belt.
- Designed to work with all RIDGID® Tool pouches or holders.
- Polyethylene internal core designed to keep a vertical shape of the belt.
- Made of 5 layers of materials to provide optimum quality, durability and comfort of the belt.
- Padded 3D mesh lining provide maximum airflow for extra comfort when carrying heavy tools.
- Strong quick release buckle.



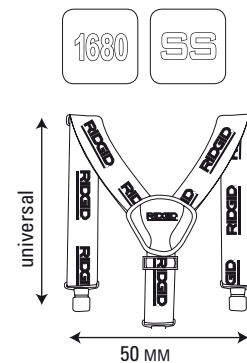
Heavy Duty Adjustable Tool Belt (35768)

- Provides excellent lower back support.
- The ultimate tool retention system is made from a combination of tough nylon, soft mesh material and riveted reinforcement.
- Perfect foundation for building your customized tool belt.
- Easy size adjustment.
- Designed to work with all RIDGID® Tool pouches or holders.
- Padded 3D mesh breathable material and integrated leather belt.



Heavy Duty Suspenders (35813)

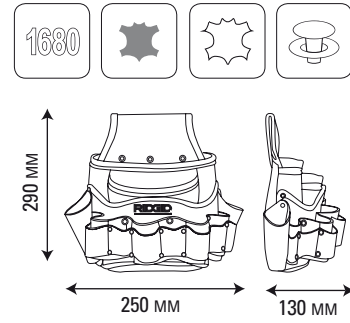
- Designed to transfer weight from waist to shoulders.
- Heavy duty steel fastening clips.
- Made of strong and durable 50 mm width elastic rubber.
- Soft, fully cushioned back pad increases comfort ability.
- One size fits all.



SOFT STORAGE

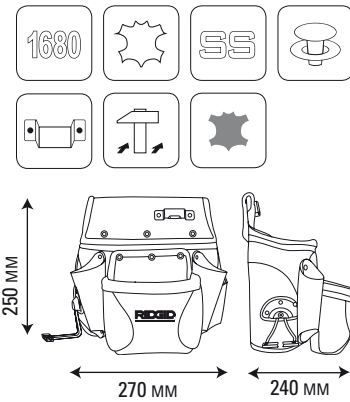
Plumber's Tool Pouch (35743)

- Wide opening and deep pocket for storing many items.
- Tool slots made of genuine leather.
- The pouch sits comfortably on any RIDGID® Tool Belt.
- Open design for quick and easy tool recognition.
- Durable construction with riveted reinforcement.



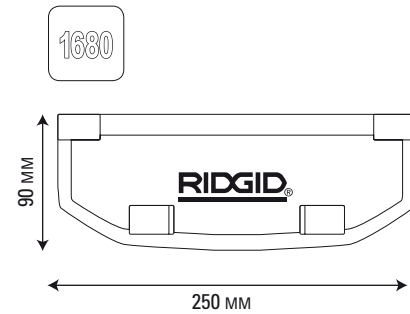
General Purpose Tool Pouch (35778)

- Wide opening and deep pocket for storing many items.
- The pouch sits comfortably on any RIDGID® Tool Belt.
- Pouch has been designed to stay vertical to prevent spillage.
- Measuring tape clip holds any common builder's measuring tape from 3 - 10 meters.
- Knife and tool slots made of genuine leather.
- Side-Gate stainless steel hammer holder swings to keep it at a comfortable angle.



Sun-Shield for micro CA-100 / CA-300 (38868)

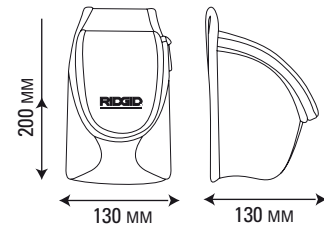
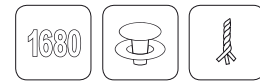
- Made of strong 1680D polyester.
- High quality VELCRO.
- Provides greater display visibility and brightness.
- Simple design, very soft and flexible holder.
- It won't melt when exposed to hot sun, and can be easily removed when you're ready, leaving little or no residue.



SOFT STORAGE

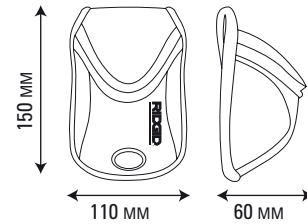
Thermal Battery Pouch (35788)

- Insulated to protect battery from extreme temperatures.
- Easily accommodates all RIDGID® 18 V Li batteries.
- Large zippered opening for easy access.
- The pouch sits comfortably on any RIDGID® Tool Belt.
- Made of strong 1680 danier polyester with polyethylene backing.



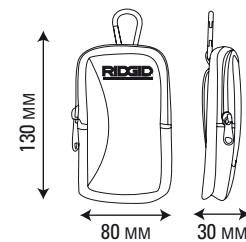
Measuring Tape Holder (35803)

- Easily accepts most common measuring tapes.
- Formed pocket allows for easy removal of measuring tape.
- Can be used on any RIDGID® Tool Belt.
- Hole in the bottom makes it easy to remove the measuring tape.



Vertical PDA Pouch (35758)

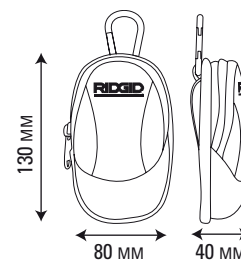
- Soft protective lining.
- The holder sits comfortably on any RIDGID® Tool Belt.
- Fits most PDAs, cameras and larger mobile phones.
- Large zippered opening for easy access.
- Belt holder and carabiner for quick attachment/release.



SOFT STORAGE

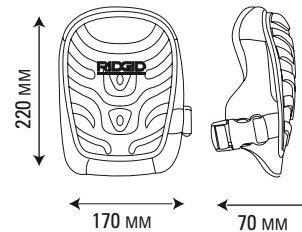
Vertical Phone Pouch (35753)

- Soft protective lining.
- The holder sits comfortably on any RIDGID® Tool Belt.
- Fits most mobile phones.
- Large zippered opening for easy access.
- Belt holder and carabiner for quick attachment/release.



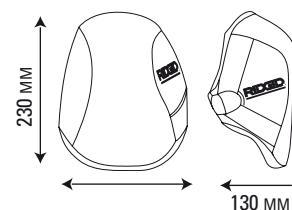
Heavy Duty Gel Knee Pads (35823)

- Heavy duty RIDGID® Gel Knee Pads are designed for maximum protection.
- Durable Plastic covered front for long-lasting use.
- Special "U" channel construction with 100% gel insert comfort zone provides better stability of the kneecap while relieving pressure.
- Breathable 3D mesh lining provides maximum airflow for all day wear.
- Adjustable straps with quick release buckle.
- One size fits all.



Light Duty Knee Pads (35818)

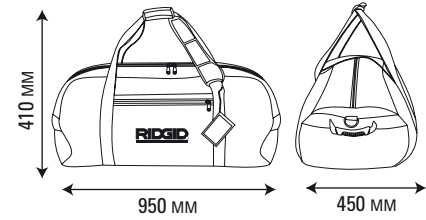
- Flexible light-weight knee pads.
- Breathable 3D mesh lining provides maximum airflow for all day wearing.
- Excellent for most applications, including laying carpet and tiles.
- Adjustable elastic straps.
- One size fits all.



SOFT STORAGE

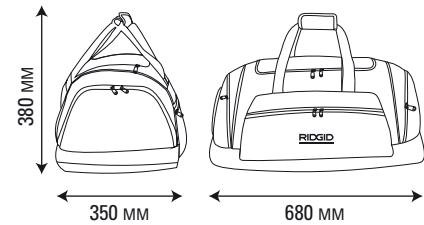
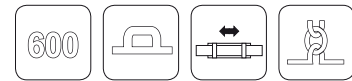
Extra Large Duffle Bag (35748)

- 101 cubic cm of storage space.
- Adjustable heavy duty shoulder straps.
- Attached name card holder.
- Large zippered opening for easy access.



Sports Bag (41023)

- Made of strong, modern Ripstop polyester.
- Adjustable heavy-duty shoulder belt makes lifting easier.
- Shoulder pad makes carrying the bag more comfortable when it is full.
- Useful pockets on the front and sides for easy access to small items.
- Wide opening top-flap provides easy access to the main compartment.
- Inside pocket for sports footwear keeps the rest of the content clean.
- Rubber feet provide extra stability, protecting the bag from getting dirty.



Laptop Bag (36183)

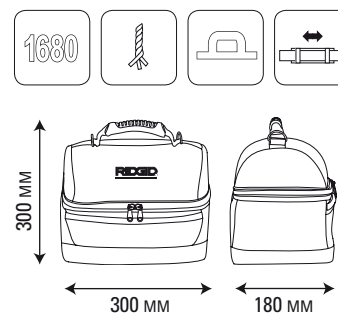
- Padded laptop compartment.
- Large zippered opening for easy access.
- Adjustable shoulder belt makes lifting easy.
- Quick release buckles.
- Slot for rolling luggage handle pass through.



SOFT STORAGE

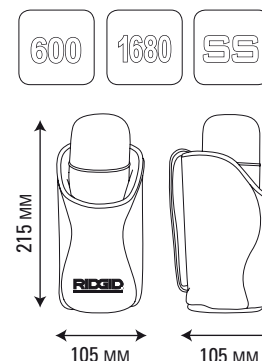
Thermal Lunch Tote (35783)

- Insulated lining keeps food and drinks hot or cold for hours.
- Mesh pocket on the front for additional storage.
- Large zippered opening for easy access.
- Easy to clean lining.



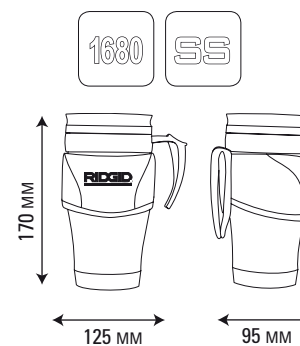
SS Thermal Flask with Belt Holder (35793)


- Thermal flask for keeping drinks hot or cold for hours.
- Laser engraved RIDGID® logo.
- Cap may be used as a cup.
- Easy to clean.
- The holder sits comfortably on any RIDGID® Tool Belt.
- The design and shape of the holder makes sure the flask is kept upright.
- Made of strong 1680 danier polyester with polyethylene backing.



SS Insulated Mug with Belt Holder (35773)

- Insulated mug for keeping drinks hot or cold.
- Screw top for extra security.
- Laser engraved RIDGID® logo.
- Easy to clean.
- The holder sits comfortably on any RIDGID® Tool Belt.
- Made of strong 1680 danier polyester.





Официальный дистрибьютор в России с 1996 года
тел. (812) 331-37-51 /многоканальный/
тел. (921) 936-02-07
тел. (812) 936-02-07
тел. (921) 936-67-29 /сервис центр/